



OFFICE OF NAVAL OPERATIONS DEPARTMENT OF DEFENSE

COMMAND DIRECTIVES U.S.S. HUNTER, CGA-64

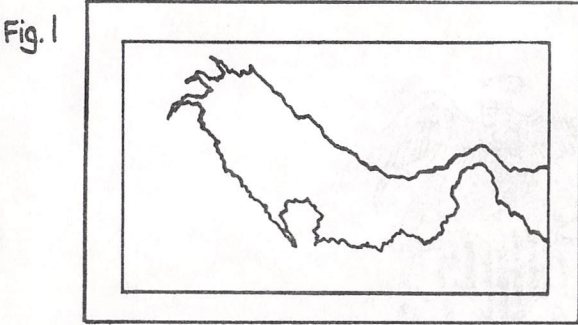
All actions and maneuvers that may be undertaken during the current tour of duty are to be conducted solely from the Command Information Center (C.I.C.). No action may proceed without direct orders from command headquarters, and no initiative may be taken without clearance from same.

Command orders are transmitted only on Video 1, set to the assigned frequency for the day watch. Orders must be acknowledged and obeyed. In the event of rapidly changing conditions or alert status, all counter measures must be cleared by headquarters.

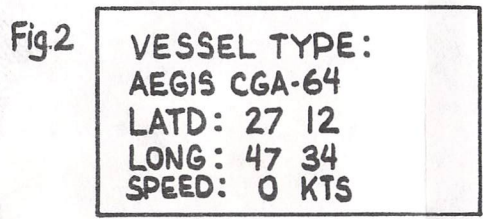
Incoming command transmissions may be lost if not acknowledged and followed before subsequent transmissions.

Actions taken without permission or contrary to standing orders or mission objectives will be regarded as a court martial offense. The consequences of such actions cannot be predicted or controlled.

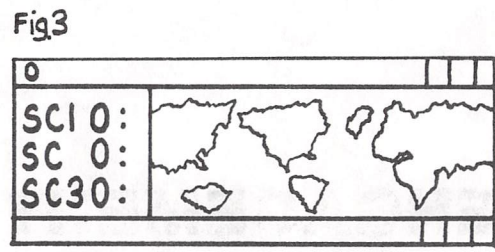
COMBAT INFORMATION CENTER (CIC)



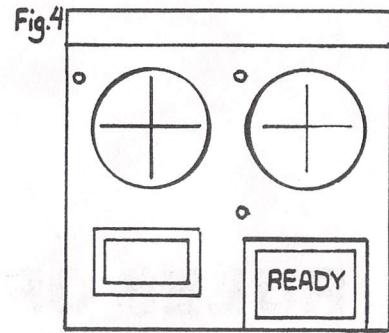
1. Tactical Electronic Map Display (Persian Gulf)



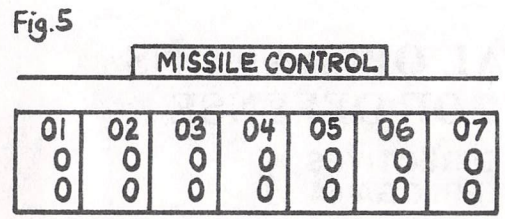
2. Unit (Vessel or Helicopter) Map Coordinates and Speed.



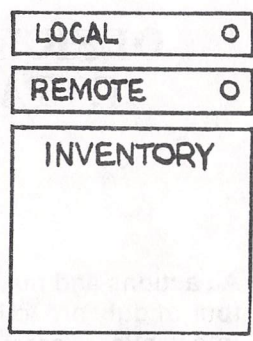
3. Visual Reconnaissance Satellite Location and Control (provides target enhancement on tactical map when in range).



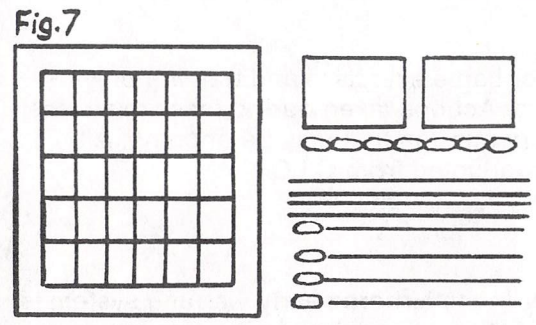
4. Radar Scopes (local and remote range)



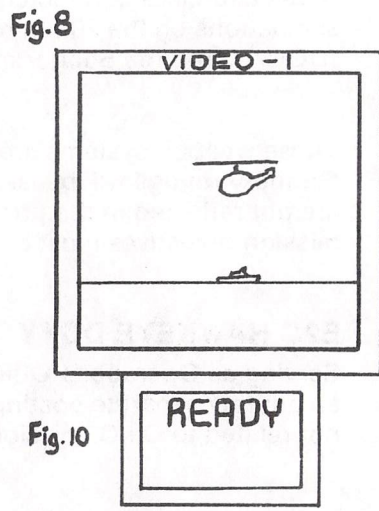
5. Missile Status and Control Panel
 Top Status and Control Panel
 Top Light/Ready * green—silo ready
 * yellow—in use
 * red—damaged
 Center Light/Load * green—loaded
 * yellow—ready to load
 Bottom Light/Launch * green—ready to fire
 * red—has been fired.



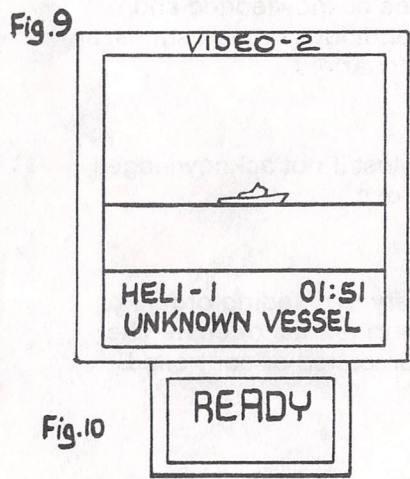
6. Armaments Inventory



7. Sonar Display



8. Command Headquarters Message Screen



9. Video #2 & Video #3—Local & Remote Video Camera Output (when available)

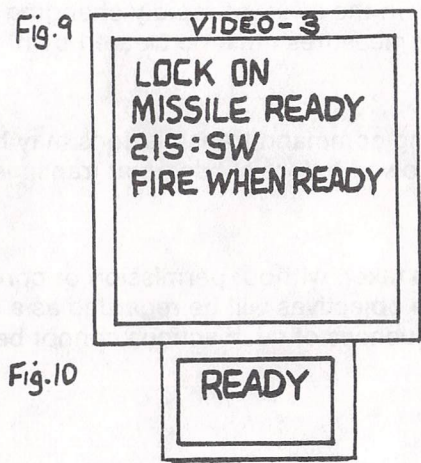


Fig. 10

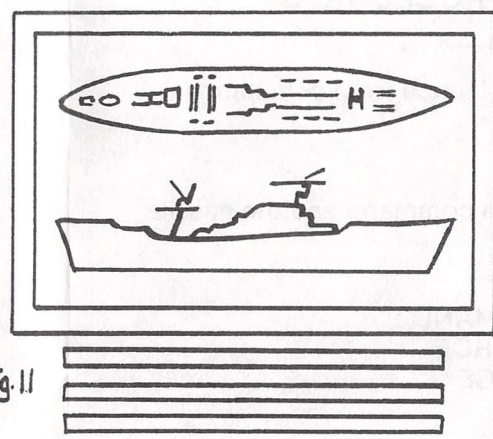
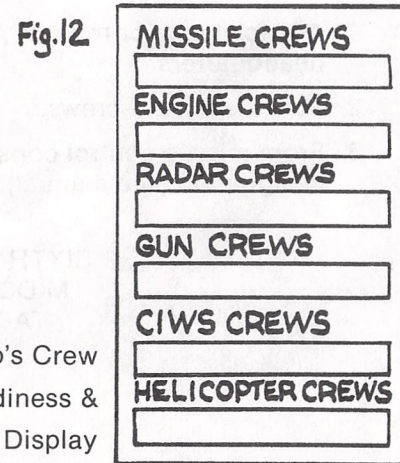


Fig. 11

11. Damage Report & Control Message Center



12. Ship's Crew Readiness & Status Display

10. Control Input Screens

RULES OF ENGAGEMENT

Battle exercises conducted by the crew include training and simulations on the 20mm machine gun (MGUN), 5-inch deck gun (DGUN), and the Stinger missile launcher (STNGR).

These weapon systems are for battle exercises and training only. Gunnery ratings will be issued. Actions taken during these exercises are not reflected in the primary mission that may be ongoing. All mission objectives must be conducted from C.I.C.

E2C HAWKEYE DUTY

Serving as Operations Officer in the airborne early warning system is an entirely separate posting. Actions occurring during this duty are not related to C.I.C. mission objectives.

C.I.C. MISSILE LAUNCH PROCEDURES

—CLASSIFIED—

1. Acknowledge or request permission to launch from command headquarters.
2. Activate missile crews.
3. From missile control console, enter arm command and the missile designation (see manual).

SIXTH FLEET COMMAND
MIDDLE EAST FORCE
TACTICAL OFFICE