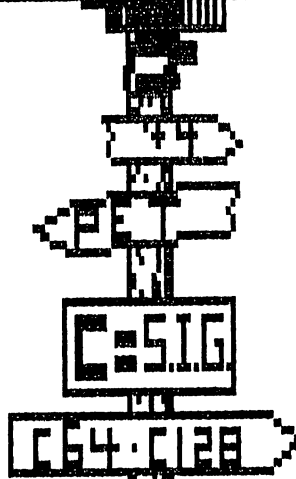





ACTIVE COMMODORE ENTHUSIAST SOCIETY



MAY & JUNE

"97"



MOM



DAD

May Meeting

by Don Gilstrap

June Meeting

by Don Gilstrap

The meeting started with conversation about the deals on Commodore stuff at the Dayton Hamfest. I guess the best deal of the day was a working SX-64 for \$5.00. Jeff spoke up and said, "at his part-time job at Sears he was able to use their computer to search for Commodore stuff. It listed alot of C= parts". He also said, "after his in depth search, he came up with this conclusion. Whomever categorized the C= chips did not realize that the same chip could be used in another computer". Tom mention that while talking to CMD on the phone. They said, "they were expecting a semi-load of brand new c64's & 64c's", but where in the world do they find this stuff?

After talking to Tom over the phone, we decided to do a demonstration comparing the three built-in programs in the plus 4, to the 64 program called ' FRENCH VANILLA '. In fact, once you print out the manual (39 pages) on the disk , you'll come to realize the commands are 99% similar and both are done in machine language. Next, we installed Jiffy-Dos in a C128. It was easy to do, I predrilled the hole in the side, at home. One member asked, "Do I need this? " The answer "NO".

Starting the meeting off by telling the members that "For the months of June, July and August we will be meeting here, at the DUNKIRK UNION HALL" The topic for this evening is a better understanding of using a modern and revealing the terminology in telecommunications. We started that way, but instead two new members walked in with a Commodore problem. Angle & Nell Fields a young couple who decided to come to the meeting with their non-working C128 Commodore computer. I must say, it was a group effort, from tools to a ohm meter. The information we recieved from Newletters. We were able to figure out the AC fuse in the 128 power supply was blown. We replace the fuse and the couple was up and running again. Neil was telling me, " We didn't know where to go for help and happen to see your Ad. in the local paper about the meeting". Members were telling the couple about CMD and the magazine Commodore World. And of course Loadstar on disk , which Neil thought was amazing. The Members were taking turns answering their questions. I think this meeting, may not have went the way we had planned it, but overall we enjoyed ourselves.

EASY FILE COPYING WITH JIFFYDOS

PART 2

by Jerry Lowry

COPYING SINGLE FILES

+++++

If you want to copy a single or two files and do not want to disturb a BASIC program in memory follow the instructions:

Place the SOURCE disk (disk to be copied) in the drive.

Place the DESTINATION disk (disk to copy to) in the other drive.

Use the @X command to show DESTINATION drive. If the drive number is 9, use @X9.

Use the @# command to show the SOURCE drive. If the drive number is 8, use @#8.

List the directory from the SOURCE drive using the @\$ command and press RETURN. You can use the FREEZE listing mentioned in part 1 to stop the listing.

Move the cursor up to the file you want to copy. Keep the cursor on the left side of the screen. Press the asterisk (*) key on the file you want to copy.

Press RETURN. The file will be copied to the DESTINATION disk.

COPYING MULTIPLE FILES

+++++

Place the SOURCE disk in the drive that the files to be copied are on.

Use the @#8 (if that is the device no.) and press RETURN.

Place the DESTINATION disk in the drive that the files will be copied to.

Use the @X9 (if that is the device no.) and press RETURN.

List the directory. But this time use the /\$ command. It will NOT work with @\$ command. VERY IMPORTANT.

Use the FREEZE LISTING again.

Use the CONTROL A or CONTROL W keys to select the files to be copied. An asterisk (*) will appear next to the files to be copied.

NOTE: DO NOT PRESS RETURN WHEN THE CURSOR IS ON THE SAME LINE AS ONE OF THE FILENAMES. THIS WILL RESULT IN A CORRUPTED FILE LIST. AND WILL REQUIRE THAT YOU RELOAD THE DIRECTORY FROM DISK AGAIN.

Enter RUN and the copying process will start.

JIFFYDOS cannot copy non-standard files such as CBM 1581 partition files and special USR files created in GEOS.

When FIFFTDOS starts to copy a REL file there is a delay of approx. 40 seconds before the process begins copying. This is because JIFFYDOS has to check the record size of the file. While this is happening the destination drive sits inactive. DO NOT assume that the system has locked up. be

patient. The red error light will be flashing on the source drive after the REL file has been copied. This does NOT indicate that an error has occurred during the copying process. JIFFYDOS makes file copying an inexpensive way to copy a single file or many files. In Part 3 we will discuss JIFFYDOS with RAM units.

TO BE CONTINUED !!!!!!!!!!!

REUs for SALE

If you use programs like GEOS, Pocket Writer, Maverick or any of the applications that support a Commodore REU, then you may be missing out on a powerful and convenient features that speed up your productivity.

With Commodore REU's no longer in production, and even the SSI 1750 clone no longer being available, many users haven't had a choice until now.

CMD is pleased to announce their new 1750 and 1750XL REU's. The new REU's works with every program that supports any of the C= REU's. The CMD 1750 offers 512K of DMA controlled high-speed fast page mode RAM, while the CMD 1750XL provides a whopping two megabytes for programs with extended REU support (Novaterm 9.6, ACE, GEOS and others). Both models incorporate C= REC Controller chip to provide guaranteed compatibility. And both come in a standard size cartridge, much smaller than a Commodore REU. CMD units also draw less power, which means longer life for your power-supply.

Like the many other products made by CMD, the new 1750 and 1750XL come complete and ready-to-use. Sadly, the ability to produce these devices is limited due to the number of C= REC chips that could be purchased, so these products will only be available while supplies last. So act quickly. Prices are set at \$99.00 for the 1750, and \$139.00 for the 1750XL.

To order, call 1-800-638-3263 with your credit card, or mail your written order to CMD with your payment. Creative Micro Designs, Inc.




P.O. BOX 646

East Longmeadow, MA. 01028

TIFCU SIMPLIFICATION


The Internet for Commodore Users or just TIFCU for short would be one simple way to write it. But what about ordering the book? And did you know there's a second edition out?

The book was mentioned several times in CW, and in User's Group Newsletters. My problem was I wasn't on the Internet, so I just couldn't type in //hal9000.net.au/~moranec/bookord.html. and if I could, I still wouldn't give out my credit card number over the internet. Commodore World did have an address, if you wanted to wait. I've found out a better way a more simple way, just call Loadstar (800-594-3370) and order item # 900920. Why do they try to make it hard on us?

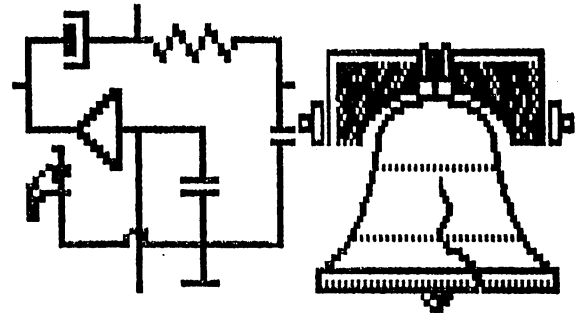


July & Aug. '97

BI-MONTHLY
NEWSLETTER



ACTIVE COMMODORE ENTHUSIAST SOCIETY



July Meeting:

by Don Gilstrap

The doors were open at 6:32pm at the 'Dunkirk Union Hall'. I had the key, so everybody was waiting outside. The attendance was low, I knew it would be. So let's start the meeting! Does anybody have trouble with a program?

We split off into pairs. We had a C128 and two C64's hooked up. It was more of helping your fellow member, after all two minds are better than one.

Not really much more to report here, other than we walk away knowing more than when we started.

August Meeting:

By Don Gilstrap

Again the attendance was low, I feel the group needed a mind boosting goal or direction to aim for. Of course, I did start the meeting off by asking, "If anybody needed help understanding a program". This is our first priority, working together to solve individual problems. We sat in a circle talking about the Pros & Cons about being on the Internet. Gaelyne R. Gasson's book called, "THE INTERNET For Commodore C64/128 Users". I did this so we could get some kind of feed back on the possibly of all members having a modem and experlencing the Internet for themselves. Thanks goes out to Ron Babb, for answering our questions, on the pros and cons subject. Next month, we meet at Delta H.S. on S.R. 28 .

COLORED CODED DIRECTORIES

From KEYWORDS journal for the C= Users of St. Louis and rewrittern from THE COMMODORE COMPENDIUM comes this neat idea. Make your directories more colorful by using the following two commands to format your disks:

```
OPEN 5,8,5,"NO:"+CHR$(141)+CHR$(X)+"NAME,ID"  
CLOSE 5
```

Name is a disk name comprised of 16 or fewer characters. ID is any two character disk identification, and X is one of the following color values:

Value	Color	Value	Color
5	White	151	Gray 1
28	Red	152	Gray 2
30	Green	153	Lt Green
31	Blue	154	Lt Blue
129	Orange	155	Gray 3
144	Black	156	Purple
149	Brown	158	Yellow
150	Lt Red	159	Cyan

The directory of the newly formatted disk will list to the screen in the color that you have selected.

Just another one of those amazing things that you can do on your Commodore 64 PC.

PART 3

by Jerry Lowry

JIFFYDOS commands support Commodore's RAMDOS for the 1700,1750 and 1764 Ram Expansion Units.

JIFFYDOS COMMANDS THAT CONFLICT WITH RAMDOS:

The following commands conflict:

@L:filename and ffilename These two commands could not be used.

LIMITATIONS OF RAMDOS:

+++++

Commodore's RAMDOS relies on software vectors to operate. Many commerical programs reset these vectors, and disable RAMDOS, JIFFYDOS cannot overcome these limitations. JIFFYDOS will make using the REU easier, but by itself it cannot extend its usefulness with commerical software.

STARTUP RAMDOS ON JIFFYDOS SYSTEM

+++++

Power up or reset your system with JIFFYDOS active.

Start up RAMDOS but DO NOT LOAD THE DOS WEDGE on your RAMDOS disk. This will disable the JIFFYDOS.

Use the JIFFYDOS commands as you normally would.

Remember NOT to use the two JIFFYDOS commands listed above. A definite NO-NO !!!!

In the next part we will talk about the JIFFYDOS COMMANDS.

TO BE CONTINUED

DISABLE 1571 IN 128D

From Lansing C= Club and Maurice Randall. When I want to disable the internal 1571 drive. I change it's device number to 7 with the following BASIC program:

```
10 OPEN 15,8,15
20 PRINT#15,"UO>" + CHR$(7)
30 CLOSE 15
```

This will prevent any program from ever finding your 1571 until you either turn the machine off and back on or hit the reset button. There isn't any software that I know of that checks for device 7. So a problematic 1571 will effectively be disabled by doing this.

In line 20, the Uo> is a zero, not a capital O. Be sure to type it in correctly.

SUPER SNAPSHOT v5.22 UTILITY CARTRIDGE

Address: J.P. PBM Products by Mail
 BOX #60515, N. Sheridan Mall P.O.
 Downsview, Ontario M3L 180
 CANADA

Send a letter for price quote including S&H .

```
120 PRINT CHR$(147)
130 PRINT TAB(15);CHR$(18);"STOPWATCH":PRINT:PRINT
140 PRINT" S = START OR RESTART"
150 PRINT" F = FINISH (INTERIM OR FINAL)"
160 PRINT:PRINT"? ";
170 GET R$:IF R$=" " THEN 170
180 W=TI:PRINT R$:S$ = R$
190 IF R$="S" THEN 300
200 IF R$="F" THEN 400
205 IF R$="E" THEN END
210 GOTO 170
300 L=W:S=W:PRINT"STARTED"
310 GOTO 160
400 J=W-S:GOSUB 500
410 PRINT"SINCE START = " ;R$
420 IF S=L THEN L=W:GOTO 160
430 J=W-L:GOSUB 500
440 PRINT"SINCE LAST 'F' = " ;R$
450 L=W:GOTO 160
500 J=J/60:J=INT(100*J):J=J/100:R$=""
510 IF J>60 THEN 530
520 R$=R$+STR$(J)+" SECONDS":RETURN
530 K=INT(J/60):J=J-(K*60):J=INT(100*J):J=J/100
540 R$=R$+STR$(K)+" MINUTES,":GOTO 520
```

MPS1000 PRINTER DIP SWITCHES as follows:

SW	Function	ON	OFF
1-1	Print Mode Function	IBM	Commodore
1-2	Device Select	5	4
1-3	Buzzer	Mute	Beep
1-4	Controls Cut Sheet Feeder	Valid	Invalid
1-5	NLQ/DRAFT Selection	NLQ	DRAFT
1-6	Page Length	12"	11"
1-7	Paper End Detector	Inactive	Active
1-8	Uni-Directional Printing	Valid	Invalid

SURFING THE NET by Rancocas Vally Users Group

There are a couple of interesting web pages that I came across while surfing the net. Need a telephone number/ mailing address for an individual or business? Try this out: <http://www.switchboard.com>. If the individual has an unlisted telephone number, you will not be successful.

A ONGOING QUESTION By D. Gilstrap

I work at a factory that has some 500 plus employees working there. The word is getting around that I know something about computers. But the one word they always leave out is C=. The most common asked question starts off with "I know nothing about computers, but I'm thinking about getting one, what should I be looking for" or "What should I be asking the Salesman?" My answer has always been EXPANDABLE. With the

technical advances and adding Moore's Law (that chips will keep getting smaller and faster at a predictable rate of every 18 months, doubling in capacity.) So telling the person ,to think expandable would be a good answer,you would think. With the news of IBM finding a way to replace the traditional aluminum conductors with copper, which will be cheaper and faster. INTEL on the other hand, has found a way to stack a chip doubling the amount of data being stored. Both coming out in 1998. What about INTEL's Pentium II chip, will it be rendered obsolete by next year? It's believed that by the year 2005 , computers will run a 100 times faster then right now. Does the first time buyer of a new computer know that upgrading it may cost more than buying new school clothes for their kids every year. What if Moore's Law goes obsolete and it's not every 18 months ,but every year? It is these ongoing questions that keeps me rethinking about buying a new computer. The final answer for me is 'stay with my Commodore computer'.

From * POCUG JOURNAL *

ODE TO DR. SEUSS

by Gene Ziegler

(Reprinted from the CEBUG Chronicle, Newsletter of the Commodore East Brunswick Users Group)

Bits. Bytes. Chips. Clocks.
Bits in bytes on chips in box.
Bytes with bits and chips with clocks.

Chips in box on ether-docks.

Chips with bits come.
Chips with bytes come.

Chips with bits and bytes and clocks come.

Look, sir. Look, sir.
Read the book, sir.

Let's do tricks with bits and bytes sir.
Let's do tricks with chips and clocks, sir.

First, I'll make a quick trick bit stack.
Then I'll make a quick trick byte stack.
You can make a quick trick chip stack.
You can make a quick trick clock stack.

And here's a new trick on the scene.
Bits in bytes for your machine.
Bytes in words to fill your screen.

Now we come to ticks and tocks, sir.
Try to say this by the clock, sir.

Clocks on chips tick.
Clocks on chips tock.
Eight byte bits tick.
Eight bit bytes tock.
Clocks on chips with eight bit bytes tick.
Chips with clocks and eight byte bits tock.



Here's an easy game to play.
Here's an easy thing to say.

If a packet hits a pocket
on a socket on a port,
And the bus is interrupted
as a very last resort,
And the address of the memory
makes your floppy disk abort,
Then the socket packet pocket
has an error to report!

If your cursor finds a menu item
followed by a dash,
And the double-clicking icon
puts your window in the trash,
And your data is corrupted
'cause the index doesn't hash,
Then your situation's hopeless,
and your system's gonna crash.

You can't say this? What a shame, sir!
We'll find you another game, sir.

If the label on the cable
on the table at your house,
Says the network is connected
to the button on the mouse,
But your packets want to tunnel
on another protocol,
That's repeatedly rejected by
the printer down the hall,
And your screen is all distorted
by the side effects of gauss,
So your icons in the window
are as wavy as a souse,
Then you may as well reboot
and go out with a bang,
'Cause as sure as I'm a poet,
the sucker's gonna hang!

When the copy of your floppy's
getting sloppy on the disk,
And the microcode instructions
cause unnecessary risc,
Then you have to flash your memory
and you'll want to RAM your ROM.
Quickly turn off your computer
and be sure to tell your mom!

There is a well kept secret about the DOS on the Commodore disk drive. It is called an 'undocumented feature', which means Commodore did not see fit to tell us Users about it.

It is the Magic M. The book says that to open a (disk) file for the reading,one must specify which type it is, whether Program, Sequential, User or Relative, by placing a comma and a P, S, U or L after the filename.

example : OPEN8,8,8, "filename,S,R"

The S stands for SEQUential, the R stands for READ [as opposed to 'W'rite]. An 'M' will open any file on the disk, regardless of type! This works on all Commodore disk drives.

Incidentally,when M is used as a filetype when opening (creating or writing to)a file,it will create a Sequential (SEQ) file.

LOCAL EVENTS

Fort Wayne Hamfest & Computer Expo
25th Big Year

At the Allen County War Memorial
Coliseum Exposition Center
November 15-16, 1997

Hours: Saturday 9-4 EST
Sunday 9-3 EST

Admission: \$5.00 at the door only.
11 and under free with adult.

Coliseum Parking: \$2.00 per vehicle

<http://www.pipeline.com/~dagagnon/>

Computer frustration? Don't try this at home

By THE ASSOCIATED PRESS

ISSAQUAH, Wash. — A man was coaxed out of his home recently by police after he pulled a gun and shot his personal computer, apparently in frustration.

"We don't know if it wouldn't boot up or what," Sgt. Keith Moon said.

The computer, in a home office on the second floor of the townhouse, had four bullet holes in the hard drive and one in the monitor.

One bullet struck a filing cabinet, while another made it through a wall and into a neighboring unit. No one was hurt.

Police evacuated the complex, contacted the 43-year-old man by telephone and got him to come out. He was taken to a hospital for a mental evaluation.

Editor:
Don Gilstrap

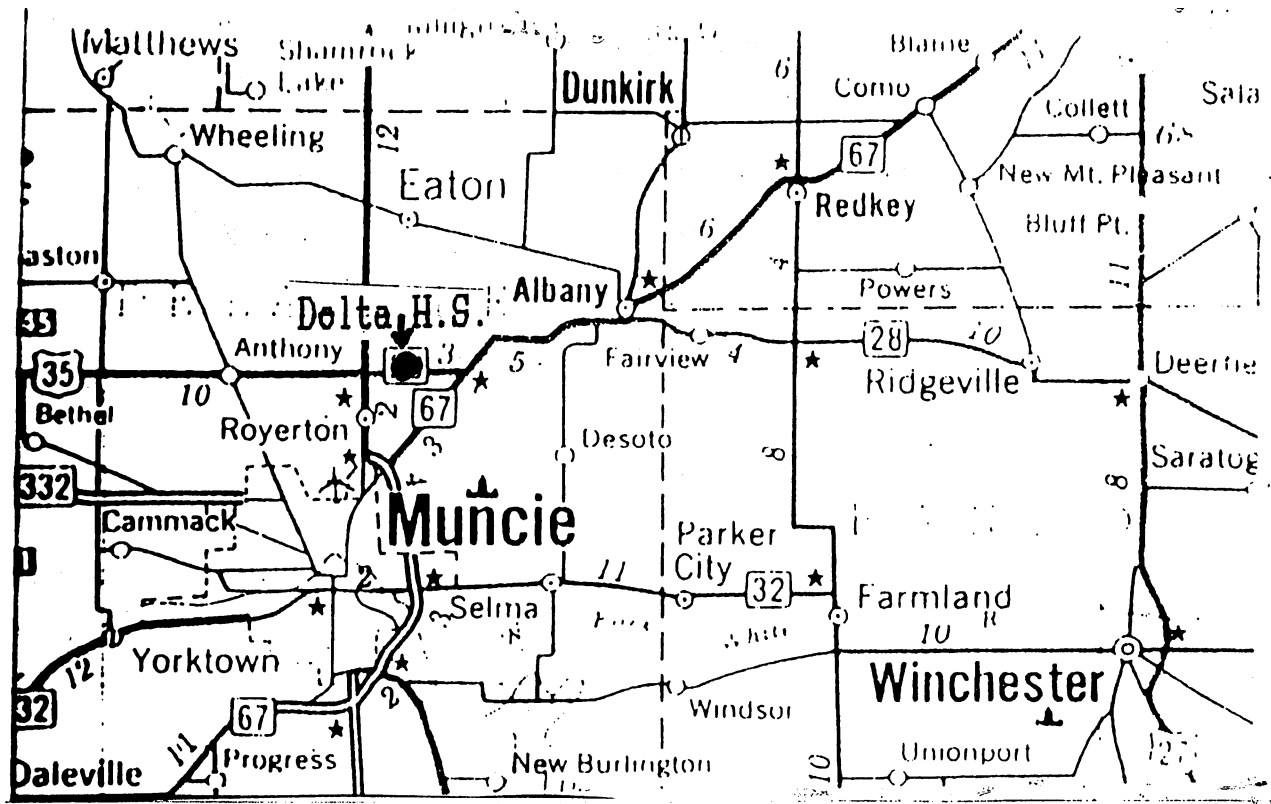
Secretary:
Cindy Bost

Treasurer and
Assistant Proof
Reader:
Thomas Brosher

WHEN:
Every third
Tuesday of
each month

WHERE:
Delta High
School, north
of Muncie, on
S.R. 28

Time
5:30pm-8pm



ACTIVE COMMODORE ENTHUSIAST SOCIETY : A.C.E.S., P.O. BOX 165, Albany, IN. 47320

A.C.E.S.
P.O. BOX 165
Albany, IN. 47320-0165

