A.C.E.S.

ACTIVE COMMODORE ENTHUSIAST SOCIETY

Bi-Monthly Newsletter

JAN. & FEB. 1997







!!!

January Meeting

by Don Gilstrap

As we open the door to the meeting room, we discover that Delta H.S. has used our tax money to purchase new computers. They did not intimidate us, but members did find manuvering around to be a bit difficult. "Is everybody seated? OK, let's start the meeting with a update on what's happen in the Commodore world, as far as upgrades,books and a new item from CMD". Next ,what's going on with A.C.E.S.. 13 members present , I'd say were growing, slowly ,but growing. Next, I talked on BASIC programming. I emphasized the importance of reading the System Guide book. BASIC programming is basically math with commands. Like with all math problems, you need to know the numbers. I explained the differences between POKEs and PEEKs and some of the commands like IF-THEN,FOR-NEXT and GOSUB-RETURN. As I look around the room I can see some confusion. You ever wonder ' Why there's blank pages in your manual', maybe it's so you can write notes to yourself. If you find a command that works for you then write it down and use it. Take a 2 block Public Domain program and type LOAD "programs name",8 then type LIST. This will give you a idea how things work. Well any questions? I'm sorry ,it was a little bit to to take in all at once. I see a need for a workshop for beginners in programming.

After the meeting, we talked to the two new members,Bart and Mark. Bart's story is typical some one gave him a C64 and he wants to know more about it. Mark has been into Commodore for awhile and will be taking a test, to be a licensed Ham Operator. Combining his C128 w/64k video ram and his Ham Radio.

February Meeting:

by Don Gilstrap

The meeting started on time with 9 members,but increased with time. Knowing that some members work long hours. I have assured them, it's not the time you arrived at the meeting that's important, but being there is what counts.

Commodore C16 and plus 4, was the topic of the meeting tonight. Jeff Dayton was kind enough to bring in a working C16 and +4. We understand that these two computers were short lived with it's 3.5 BASIC and both were from the so called ,264 family. Jeff Dayton discovered the cartridge that works on the C16,also works on the PLUS/4. Tom Hollinger decided to take a look inside both, and found a similarity. The video chip and the ROM chip are the same. Interchanging chips would be no problem, most are in sockets.

Next, a look at the program " LABEL MAKER " by KEYSTONE. A very easy to use program that runs in 64 mode or 128-40 and 80 column.

Next, a look at BASIC programming again.

This time I wrote it on the wet board and took a deeper look at it,' POKE 1024,102:POKE 55296 ,15 '. I explained what each number did.

Workshop on BASIC programming will start at 8 pm after our regular Users Group meeting.

Note: If you want to know more about the C16 & PLUS 4. It can be found in " COMMODORE WORLD , ISSUE 9 , VOLUME 2, NUMBER 4, Page 36-39 .

If you want to know more about your C64 or 128 check out your " SYSTEM GUIDE " book that came with your computer. Knowing a little bit about BASIC never hurt anybody.

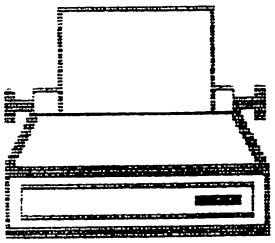

P.E.T. Corner

by Darrell Lumpkin

P.E.T. Printers

2022 & 2023

The printer I purchased with my Commodore P.E.T. 2001 computer was a Commodore 2022 dot matrix. I chose the 2022 over the sister 2023 because the 2022 had programmable line spacing with its tractor paper feed mechanism. The 2023 did not have a tractor feed.

The printer received a lot of use from both my brother and me. My brother ,Everett , used the 2022 to print out letters in 1979 to companies and to list programs. I used the 2022 to print program listings, name labels , ham radio club newsletters and namelists for hamfests. We also wrote a short program that peeked at every memory location in both P.E.T. computers and printed out the memory location and its value. That was some long listing!.

With this printing we found paper and ribbons were a major expense. The paper expense was reduced by purchasing cartons at the Dayton Hamvention fleamarket for less than $5.00 for a 50 lb. carton. We bought and used all 20 cartons.

The ribbon expense was not as easy to reduce. The ribbons were a nylon-fibered with eyeletts, and they were rated at 2,000,000 characters before replacement. The computer supply catalogs wanted over $1.50 per ribbon. At the Dayton Hamfest fleamarket under a table we found some old messy teletype ribbons from military surplus, which worked fine if you didn't mind rewinding on to a different spool. To make the ribbons last longer we tried reinking with pen ink, but this didn't work evenly. The best reinking fluid we found was some crankcase oil from a 7 year old Diesel tractor that never had an oil change in its life!!!! .

To help dry the printouts as the paper came out of the printer we allowed the sunshine coming in the East window to shine on the paper and try to dry the oil-based ink. The smell from the ink and warm transformer was always a concern from our parents, but it never bothered us brothers.

The only real repair I had to do was when a mailing label came off in the printer and gummed up the works. After cleaning the parts with rubbing alcohol the printer worked fine, and I learned not to leave name labels strips in a printer.

from: THE SCRATCH PAD Jan-Feb 97

Official Newsletter of the Computer Club of Jacksonville Florida

THINGS I USED TO KNOW ABOUT THE C64 AND THE C128 BUT HAD FORGOTTEN OR: THINGS I NEVER KNEW BUT WISH I HAD KNOWN

by John J. Donnangelo

1. Have you ever wondered who the wizards were that developed the C128 ? Well each time you power up your C128,they are ready to tell you. Just enter the following command and then you too will know who they are: SYS32800,123,45,6

2. On a C64, if you do not want any one to be able to list your BASIC program, just hide a POKE 775,200 somewhere in your program to disable the LIST command. Of course if that someone remembers that a POKE 775,167 will enable LIST, you won't have gained too much.

3. We now use all kinds of high tech methods, such as word processors,utility programs,etc., when all we want to do is read a sequential file. Do you remember that the following command will do it also: LOAD"filename,s",8? It's our same old "LOAD,8"routine with a ",s" after the file name.

4. Speaking of high tech utilities, remember that one-liner for a screen dump (print everything on your screen to a printer)? Here it is for those who never knew:

```
10 OPEN3,3:OPEN4,4[PRINT"H":FORI=0TO999:GET#3,
A$:PRINT#4,A$;:NEXT:CLOSE3:CLOSE4
```

(Note that in the PRINT"H" the "H" represents the HOME KEY, that is hit the CLR-HOME key without shifting. And don't miss the ";"(semicolon) after the "PRINT#4,A$". And yes,it will fit in one line. On the 40 column screen it goes two screen lines with one space left over for the cursor.)

5. It's easy to center a line of text on the 40 column screen (C64 or C128),if you let the computer figure it out. Here are the lines to do it:

```
10 A$="Commodore Computer Club"
20 PRINT TAB ((27-LEN(A$))/2);A$
```

(Count your parenthesis. Three left and three right.)

The above lines assume that A$ is no more than 28 characters. If it's more, or if you are on a C128 80 column screen, then you'll have to adjust the "27".

Painless 8/9 DRIVE Select

I have discovered an interesting method of adding unit eight/nine selection to a 1541. My technique does not require any external switches, only a single two inch wire inside the case.

Open up the drive and expose the main PC board. If you don't know how to do this, then you probably shouldn't be trying this modification.

Cut the PCB jumper labeled E1. There are two of these, E1 and E2. E1 is nearer the front. They are about a quarter inch in diameter, and close to the center of the board about two inches back from the front edge. There is a thin strip of metal connecting the two halves. Carefully cut it with a sharp knife. Reconnect the drive to the computer, put in a disk and see if you can LOAD"$",9. If the drive comes to life, then the jumper has been completely cut.

Now carefully solder a two inch wire to the right hand half circle of E1.

Next find R44. This is a 100K resistor (brown, black and yellow) between UD1 (a 7406) and UD2 (a 7417). These are near the long connector on the left edge of the board. Solder the other end of the two inch wire to the end of R44 nearest the front of the drive.

Connect the drive to the computer and with no disk in the drive, turn on the 1541. You should be able to use it normally as good old unit #8.

Now turn the drive off, insert a disk half way, and turn it back on. You will find the unit now is number nine.

HOW DOES IT WORK?....

Glad you asked. You have just wired the disk controller address option pad to the write protect sensor. Since the 1541 reads these option pads on power up,if you have the write protect sensor blocked when you turn it on, the drive becomes a nine. If there is no disk or a non-write protected disk in the drive, it will be unit #8. Sure beats boring holes in the case. by Jim Harvey, 18538 Inkster, Redford, MI. 48240

BASIC POKES for the 64 & 128

To input without a question mark: POKE 19,65
To restore the question mark: POKE 19,0
To list without line numbers: POKE 22,35
To enable listing protection: POKE 775,1
To disable listing protection: POKE 775,167
<< << On the 128 >> >>

To enable listing protection: POKE 775,139
To restore listing protection: POKE 775,81

THE WORD IS : UPGRADES

The word is that after the GEOS V3.0 is out, the 128 version will follow. Also,If you have GeoFax V1 and you're a registered owner, guess what? GeoFax V2 upgrade will be mailed to you. This new upgrade version is a must with CMD's new Swiftlink clone called, "TURBO 232 " which will allow speeds of 230.4K .

Sources say that Galelyne R. Gasson ,writer of the magazine column (Carrier Detect) in ' COMMODORE WORLD' is almost finished with her book " THE INTERNET FOR COMMODORE USERS ".

From "SCUG NEWS" ,Newsletter of the Sandwich Computer Users Group; December 96.
Reports that Maurice Randall is working on a CBM brower for us.

JANE 128, a easy to use (point and click with joystick) wordprocessor, spreadsheet and filing system for the 128 / 40 column. Is now being sold by CMD, for only $19.00.
I have used Jane 128 for years and if you are confused by all those key commands using other word processors,then you will enjoy using Jane 128.

ON KNOCKS PROGRAM FOR YOUR 1541
by John O'hara

This program prevents head knocks in protected programs.

```
10 OPEN15,8,15:PRINT#15,"M-W";CHR$(106);CHR$(0
);CHR$(1);CHR$(133):CLOSE15
```

FROM THE MUSIC HALLS OF PUBLIC DOMAIN

comes this tune of joy for the 128/ 40 column.

```
1 REM JOY
5 TEMPO 10
10 PLAY"V1T7U1505HEQFQGQGQFQEQDQCQCQDQEQEQDHD
20 PLAY"HEQFQGQGQFQEQDQCQCQDQEQDQCHGM"
30 PLAY"U5T4QDQDQEQCQDIEIFQEQCQDIEIFQEQDQCQDHG
M"
40 PLAY"U15T7HEQFQGQGQFQEQDQCQCQDQE.HDQCWC"
```

KAYPRO CP/M PROGRAMS ON THE 128

There are many public domain programs for the Kaypro CP/M computers that can be used with the 128 and 1571 drive. When you load a Kaypro disk, the prompt KAYPRO IV will appear on the screen.
If you press the Cursor Right key, the disk will load correctly.

Barrett Stridiron
Charlotte Amalie, Virgin Islands

COPYING 1541 DISKS TO FD-2000

Easily copying 1541 disks to FD-2000 is now on disk for your usage. Load the FD-2000 with the FD Utilities disk. Type LOAD "FD-UTILITIES",10 and hit RETURN.
The Main Menu will load; put the cursor on DISK FORMATTING OPTIONS and hit RETURN. You will see a divider box listing TYPE, DENSITY, PARTITIONS using the "+" key. Change PARTITIONS to NONE and hit RETURN. A message screen will tell you to insert the disk to be formatted and hit any key to begin. Be sure to format all the disks you will need. Return to Main Menu and cursor down to PARTITIONS OPTIONS.
From the Partitions Menu cursor down to CREATE PARTITIONS and hit RETURN.
You will see a divider box listing NUMBER,NAME, BLOCKS,TYPE.
The Number shows the partition number,press RETURN and the TYPE block is highlighted. Use the " + " key and change TYPE to "1541", hit RETURN and the NAME block is highlighted. Enter any file name you want and hit RETURN. You will see a message " ADD THIS PARTITION? ", enter ' YES' and hit RETURN. Make partitions as needed, and remember to change each partition name, so the drive won't have trouble locating the proper partition.
When you are done making partitions, answer the question with a ' NO '. A message will appear "WRITE NEW PARTITION TABLE?",answer ' YES ' and hit RETURN. These new partitions will be added to disk. You will be returned to the PARTITION TABLE again, just cursor down to MAIN MENU and hit RETURN. The MAIN MENU appears, cursor down to BASIC hit RETURN ,exiting the program.

From the FD-UTILITIES disk, LOAD "MCOPY",10 and hit RETURN, and RUN. Turn on the 1541 Drive and insert the disk to be copied. The MCOPY screen will show you SOURCE box, TARGET box,and STATUS box. Under these boxes are the following keys:

F1 - SET SOURCE DEVICE
F3 - F4 SET SOURCE PARTITION
F5 - SET TARGET DEVICE
F7 - F8 SET TARGET PARTITION
C - BEGIN COPYING

Remove the MCOPY utility disk and insert the disk you partitioned.
This disk will receive the information off the 1541 drive. Press each key as listed above and the information will be intered into the boxes. To begin copying just press the " C " key.
This program is designed to help everyone to copy easily from the 1541 to the FD-2000.

This article was writtern by Jerry Lowry from Indianapolis, IN. and mailed to A.C.E.S. to be printed in our newsletter. Thank You, Jerry

HAMFEST & COMPUTER SHOWS

>>>>>>>>>>> Trade Show Productions <<<<<<<<<<

Cincinnati Computer Fair , Sat. & Sun.
March 1-2 , 97 Sat. 10-5 , Sun. 10-3
Admission $5.00 At Cincinnati Gardens
For Information (937) 263-3378

Louisville Computer Fair , Sat. & Sun.
April 19-20 ,97 Sat. 10-5, Sun. 10-3
Admission $5.00 At Kentucky Fair & Expo Center

Indiana Hamfest & Computer Show, Sun. March 9, 97 Sun. only, Doors open at 8:00 am.- ? Admission $7.00 ,Parking $2.00 . At Indiana State Fairgrounds . East Pavilion Building, Over 500 Tables, All Indoors.

MAILBOX NOTES

TO: A.C.E.S.

Help needed: This Editor needs a working copy of a PUBLIC DOMAIN program titled " TROGAN HORSE KILLER " for Geos, by a member of C WEST CUG. I'm willing to pay for disk and postage.

PLEASE, send to : Commodore Hawaii Users Group ,c/o Myron Daniels, 46-329 Kumoo Loop, Kaneohe , HI. 96744-3532 .

From the S.C.U.G. Newsletter,Editor Tom Harmon

Webster's New World Dictionary of Computer Terms defines "user group" as "A group of computer users who share the knowledge they have gained and the programs they have developed on a computer or class of computers of a specific manufacturer. They usually meet to exchange information share programs and trade equipment."

HUMOR ME by Don Gilstrap



He said; "This house wasn't big enough for a second computer just for me". So I'm here to get a house.

Computer Interface for Home Electrical Functions

X-10 (USA) Inc., has unveiled "Powerhouse," a computer interface that enables Apple and Commodore computers to control automatically all electrical devices in a home, store, or office.

The company claims that the interface gives computers their first truly useful application in the typical home by making possible the automatic control of lights, appliances, heating and air conditioning, and other electrically operated apparatus. It can also be used with earlier X-10 poroducts.

"The home computer finally has a practical role," said Peter A. Lesser, X-10's president. "We can now help anyone improve home security, add remote control convenience, and save energy dollars--ad do it all simply," he said.

Powerhouse, the size of a paperback book, is supplied with software on diskette and a computer interface cable. It was available in computer and electronics stores in September at a suggested list price of $150.

Powerhouse software uses colorful graphic menus, making set-up and programming of a home control system fast and easy. It permits full 7-day programming so that day-to-day schedules can be, but not need be, different. This feature is very effective in home security and energy-saving applications. The interface also permits instantaneous remote control of lamps and appliances directly with the computer joystick, keyboard or mouse.



X-10 Powerhorse Controller for Commodore 64/128

The software graphically displays each room in the house and tells the user how to select the lights, TV's, stereos, air conditioning and heating systems, and any other electrical devices to be controlled. Menus depict front and rear views of the building so outdoor lighting or an automatic lawn sprinkler can also be programmed. The brightness of any light can be set to a selected level.

After the user selects devices and their timing schedules, the computer loads the information into Powerhouse's memory. Then Powerhouse may be disconnected from the computer, and the computer can be turned off or used for other applications. Powerhouse will continue to run the entire control system according to the stored program. It uses a 9V battery to protect its electronic memory in the event of a power outage or when someone unplugs the unit to move it to another location.

Powerhouse, which plugs into any convenient wall outlet, works by sending signals over the regular home AC wiring to X-10 remote control modules anywhere in the home. Like earlier X-10 home control products, it requires no additional home wiring and is quickly installed by homeowners. Lamps and appliances, plugged into control modules (which in turn are plugged into wall outlets), are controlled by Powerhouse signals. As an added convenience, the Powerhouse console has rocker switches which provide instant manual ON-OFF control of eight lights or appliances.

In addition to plug-in modules, X-10 makes wall switches and outlets that can replace normal home fixtures. The X-10 products, all U.L. listed, look and work like ordinary fixtures, except that they also respond to Powerhouse commands. X-10 modules and accessories are readily available from Sears, Roebuck and Radio Shack.

For additional information contact X-10 (USA) Inc., 185A Legrand Avenue, Northvale, NJ 07647.

Mention that you read about it in *Computer Shopper*. ●



"I hear they have one gigabyte of memory."

Editor:
Don Gilstrap

Secretary:
Cindy Bost

Treasurer and
Assistant Proof
Reader:
Thomas Brosher

WHEN:
Every third
Tuesday of
each month

WHERE:
Delta High
School, north
of Muncie, on
S.R. 28

Time
5:30pm-8pm

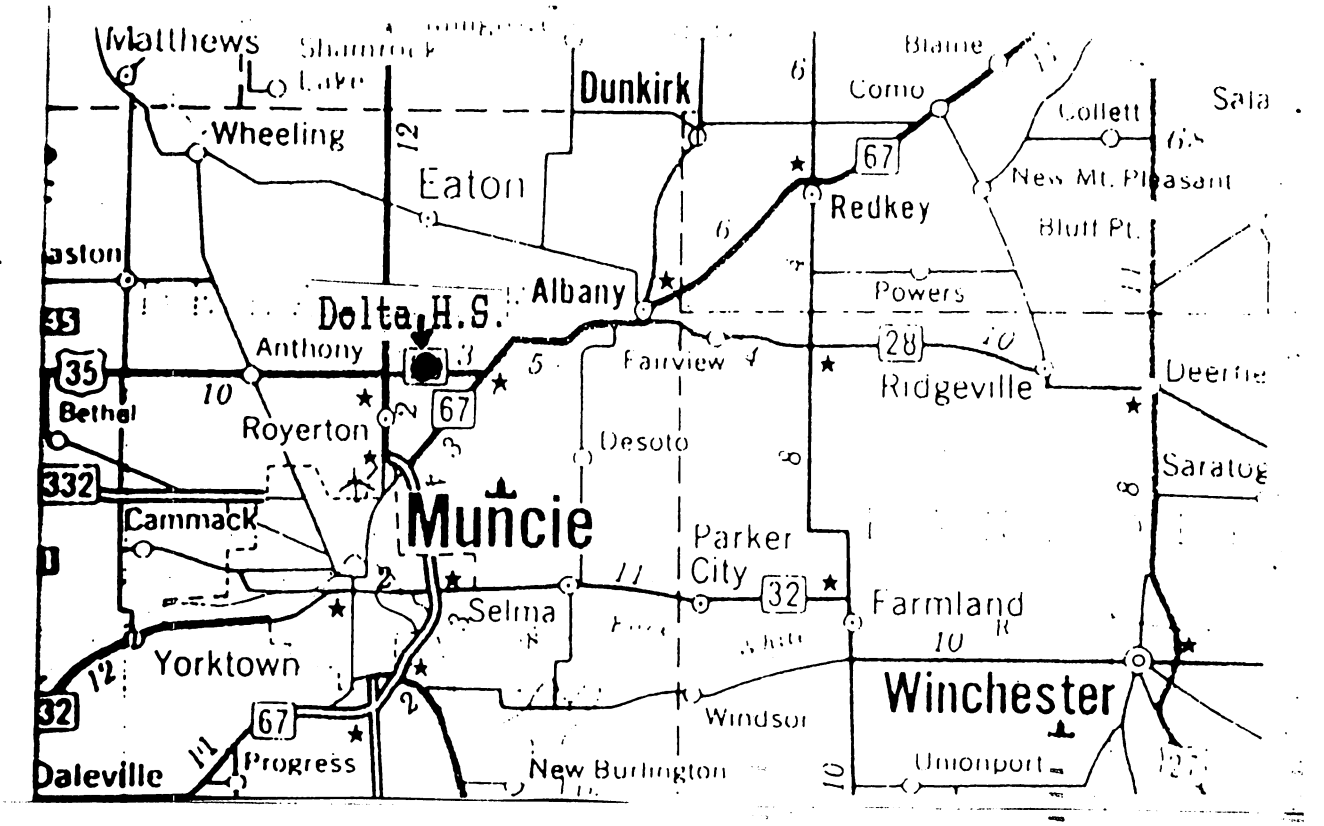
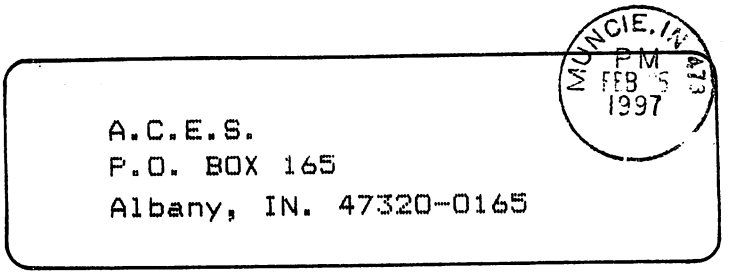
ACTIVE COMMODORE ENTHUSIAST SOCIETY : A.C.E.S.,P.O. BOX 165, Albany, IN., 47320