

The Australian **COMMODORE & AMIGA** *Review*

OpalVision
24-Bit -, For Painting,
Presentation and Animation

Video Director
Desktop Video Production
on the cheap.

A1200
Preview
AGA Entry Level Amiga
... **Coming Soon**

Blizzard - Accelerate your A500
AmiForum Show Report · All Our Regular Columns

TALK TO YOUR TELEVISION

CDTV AVAILABLE FROM

Myer, Grace Bros, Harvey Norman, Bing Lee and the following dealers

NSW: The Hard Disk Cafe', Shop 4 Computers, Free Home Demo, Casino Computers, Orana Home Business Center, Leeton Audiotronics, Chanticleer Video Computer Center.

Vic: High Technology, Maxwell's, Cranbourne Computers, Webbs Electronics, Jennings Discounts, Computa Magi, Roylane, Frank Day & Associates, St. Albans Home Entertainment.

Qld: United Computers, Tropical TV Services, City Computer Center, Active Computers.

SA: Harris Scarfe, Pick'n'pay Hypermarket.

Tas: Angus & Robertson, Quadrant Computer Center, The Floppy Shop

WA: Headlam Computers, Narrogin Computers, Computer Corner, Regional Computers

Phone Commodore (02) 428 7777 for a dealer near you.



Contents

Vol 9 No 12
December 1992

General

4 Ram Rumbles - news

Amiga

- 6 Notepad - Latest releases and software updates
- 8 Christmas Shopping - Best buys, bargains, beaut new things
- 12 Amiga 1200 Launched in Europe - sneak preview
- 16 Opal Vision - Today, 24 bit painting; tomorrow the world
- 22 A Faster A500 - The Blizzard Turbo Memory Board
- 26 Show Report - Ami Forum 1992
- 28 Video Director - Desktop video editing on the cheap
- 32 Andy's Attic - More on getting the most out of BBSs
- 38 Amos Column - Review: Amos Professional
- 49 You Can Cando - Getting reports from the database
- 56 Hot PD - The latest public domain and shareware shoftware

C64/128

56 C64 Column - PD Update, C64 to PC, Geowrite

CDTV

64 CDTV - News and latest new releases

Entertainment

- 66 That's Entertainment - News, hints and tips, letters. COMPETITION: Win a copy of Troddlers
- 70 Adventurers Realm - Hints and Tips, Swap and Buy, Problems, Clever Contacts
- 73 Special Feature - We explore the fabulous Myth
- 76 Game Reviews - Dojo Dan, Liverpool, Crazy Cars III, Hook, Crime City

The Australian COMMODORE & AMIGA Review

A Gareth Powell Publication
21 Darley Road, Randwick NSW 2031
Ph: (02) 398 5111 Fax: (02) 398 5322
Published by: Saturday Magazine PTY. LTD.
Distributed by: NETWORK Distribution
Printed by: Ian Liddell Pty. Ltd.
Editor: Andrew Farrell (02) 879 7455
50 Pittwater Rd, Gladesville 2111
Production: Brenda Powell
Layout: Tina Goins
Subscriptions / Back Issues:
Darrien Perry (02) 398 5111
Entertainment Editor: Phil Campbell
Advertising: Ken Longshaw
(02) 817 2509
Mobile 018 230 912

Advertiser's Index

Allens	20	Kaotic Concepts	13
Amitech	40, 41	LeeJan	42
Amadeus Computer	15	Logico	47
Amiga/P/D Ctr	65	Megadisc	21
Amiga P/D Connect	50	Mallee PD	72
Amiganuts	65	Maestro	44
Brunswick	69	Multicoil	19
Black Knight	35	MVB	10, 11
Computer Discounts	23	Nakey	69
Computer & Tech	34	PD Guru	18
CC Systems	21	PCM	27
Computer Man	2	PM Development	37
Comma Corp	36	Pactronics	4
Commodore		Parcom	42
	IFC, IBC, 54, 55	Pelham	18
Computer Magic	39	Phoenix	17, 29
C64 PD	63	Power Peripherals	
Desktop Utilities	50		3, 5, 7, 9, 33, 48
Don Quixote	53	Prime Artifax	58, 59
Entertainment SW	18	Rod Irving	60
Exceldata	61	Sigmacom	30, 31
Electronic Design	OBC	Software To Go	24
Fonhof	46	Shop 4	24
Graway	12	Solutions Rendered	45
G-Soft	51	Tupsoft	43
Harris Hi-Tek	52	TV Software	60
Hargware	34	Unittech Electronics	65
HC Software	69	Wall Street Video	43

The Australian COMMODORE & AMIGA Review

Make sure of getting
your copy
Subscribe now!

Please enrol me for a issue
subscription to *The Australian
Commodore & Amiga Review*,
commencing with the issue.

I enclose a cheque/
money order for \$.....

Please charge my Bankcard, Visa
Mastercard:

Card number:

Expiry date:/.....

Name:

Address:

Postcode:

Please tick applicable:

First Subscription

Renewal

To: **Australian Commodore
& Amiga Review**
21 Darley Road,
Randwick NSW 2031
Phone: 02 398 5111

Rates within Australia:
6 issues \$19.00 (inc. postage)
12 issues \$38.00 (inc. postage)



Amiga Peripherals at Perfect Prices

SPECIAL Diskettes

3.5" DSDD cheap \$5.89

Amiga 2000 2.05 = HD52Meg	\$1269
Amiga 3000 +HD=52Meg	\$2595
Amiga 3000 = HD=105Meg	\$2975
Amiga A600 New	\$595
Amiga A600 = HD=40Meg	\$829

Amiga 4000 soon in CALL

CDTV	\$695
CDTV Keyboard	\$120
CDTV Infra Ray Mouse	\$120
G Force Accelerator	CALL
Colour Digitiser	\$399
Roctec Mouse	\$29.95

Memory Expansion

A500 512K with switch and batt.	\$59
A600 1Meg with clock and batt.	\$149
2Meg A500 Internal	\$95
2Meg A500 populated	\$249
8Meg A2000/2Meg populated	\$379
AtOnce + 16Mhz IBM emulator	\$449
Vortex 386 SX 25Meg	\$1179
GVP/PC 286 16Mhz for A500	\$449
Action Replay 500/1000/2000 now in	

Hard Drives

GVP A500/52 Meg/0	\$845
GVP A500/120/0	\$1099
Roctec A500 52Meg	\$749
GVP A2000/HC8 120Meg	\$999

Special this Month

A570 CD ROM Drives	\$599
Optical mouse	\$69
DBK Megs Chip RAM 2Mb	\$399
Host 3.5" DSDD Diskettes brand	\$7.50

CD Rom A500/2000 new model . CALL

Chips for Sale

DOS 2.05 chip only	\$60
1Meg Fat Agnus	\$55
2Meg Fat Agnus	\$66
Super Denise	\$45
Gary Chip	\$20
Paula Chip	\$54
CIA 8520	\$24.99

Printers

Star	
L C10-II	\$ 279
LC24-200	\$479
LC15	\$579
LC200 colour .	\$429
LC10 colour ...	\$369
LC24 200 col .	\$5629

Epson

LX 400	\$249
LQ 100	\$449
LX 100 NEW	\$399

Public

Domain

Fish 1/770 - 17

Bit - T-Bag.

Update old
catalogue free.

Cost

\$1.50 - \$2

per disk

Deja Vu/Amos

CALL

Modems

2400	\$265
9600 fax	\$369
9600	\$569

Hand scanner .. \$320

Stereo sound

sampler

MIDI

IDE accelerator

A500

OpalVision CALL

**You never
know how low
I will go**

Computer Man

PO Box E265, Perth 6001

611 Beaufort Street, Mt Lawley Perth 6050 WA

018 911 011 or 09 328 9062

ACAR 2

Editorial

We would like to extend a big welcome to our New Zealand readers, who now enjoy a regular delivery of *Commodore Review*.

Looking back at our December 1991 issue, things sure have changed. For the same as you paid for an Amiga 2000 back then, you now get an Amiga 2000 with 52Mb hard drive and Workbench 2. CDTV's are down from \$1499 to \$695. The Amiga 3000 has dropped around \$1000 and shortly we can all look forward to the new Advanced Graphics Architecture machines.

A high resolution, flicker free display in 256,000 colours from a palette of 16.7 million is bound to look pretty impressive. In this issue we preview the expected entry level AGA based Amiga, the new A1200, already launched in Europe for 399 pounds.

Desktop Video continues to grow, with many high end products appearing for fancy animation and graphics. Entry level users will be happy to know there is a solution suited to even the most basic of video equipment. *Video Director* allows you to edit your own home videos with little more than a camera and VCR. Check out the review inside.

As I'm writing this, our front cover is colour separating in the background whilst another file is being uploaded to the output bureau. There's no doubt the Amiga is a slick number when it comes to multitasking several programs, and Workbench 2.0 has made the user interface all the more pleasurable to use. I guess it's really the little things about Workbench that make the Amiga more fun to use - being able to edit your pointer, change the background pattern, alter colours or play your favourite song when you switch it on.

So, over the holidays, sit someone down and show them what the Amiga is all about. Tell them how much you enjoy using the machine most people think is nothing more than a toy.

Andrew Farrell

Merry Christmas and a happy New Year to all our readers from the staff at *The Australian Commodore and Amiga Review*.

Front cover: (C) Gavin Doek, Rendered using *Real 3D 1.4* (1500 x 2000 in 24-bit). Colour separated in *Professional Page 3.0*.

OFF THE PLANET SOFTWARE

Authorized 17 Bit
Public Domain Dealer
11 The Boom, Port Macquarie, NSW 2444
Phone: (065) 83 6944

17 Bit PD \$2.50 a disk
Fish Pack comprising Fish
720-750 \$50
All other PD \$3 a disk
All PD supplied on top quality
new diskettes
Send \$3 for 2 disk PD
catalogue

December Specials

Top quality blank disks with labels	
10 pack in plastic library cases	\$9
1 meg Amiga 600 memory expansions (populated)	\$165
1/2 meg A500 memory expansions (populated)	\$69
2 meg A500 memory expansions (populated)	\$205
Logic 3 Amiga mouse	\$43
Stingray pistol grip joystick (superb)	\$36
Manita Ray hand held joystick	\$34
Discount Amiga software always available	
eg Shadow of the Beast 3 (top game)	\$65
Zool (brilliant)	\$65

Amiganuts Licenceware also available

Ring for prices on any software, hardware etc that you require. Ring any time for support and assistance on any item that we sell.

Member of the "Public Domain Association of Australia" - service and support guaranteed.

SCALA

**Everybody's talking multimedia revolution.
Allow us to light the fuse.**

A lot of apples were bruised when we first introduced Scala, the professional presentation package. With the new Scala MultiMedia MM200, they will be blown into oblivion!

Let us introduce a few of the features that make Scala MM200 combined with the Amiga the world's most powerful multimedia environment:

Scala EX


A revolutionary new plug & play system, for the integration of laserdisk, still video, MIDI, or CDTV sound in your Scala presentation. Extra EX'es, such as 24 bit graphic support and VCR control are also available.

Scala Wipes

More than 80 amazing, smooth and professional transitions provide possibilities previously unseen on the Amiga.

Scala Sound

Enhance your presentations with voice-over, music and special sound effects! Scala offers total control of recording and play-back.



Scala Shuffler

Instant viewing of your whole presentation! You can see up to 112 pages at one time. Simply shuffle them around with the mouse!

Scala Snapload

A series of advanced techniques make Scala load and display pictures and animations faster than any other package!

Scala Buttons

Creating interactive hotspots has never been so easy! Scala MM200 even includes full support of variables.

Scala LINGUA

The multimedia language Lingua with its close link to AREXX puts the advanced user in total control!

AnimLab

With this bonus program you can make your animations play up to four times faster!

The press writes:

"The word multimedia has been battered and misused... Scala on the other hand, know exactly what multimedia is and what to do with it!" *Amiga User International (UK)*

"...the best program in show business." *Amiga Format (UK)*

"Scala MM200 is the kind of software that many serious users simply can't afford to be without." *Amiga Computing (UK)*

Scala MM200

— for video titling, training, business presentations, interactive use — or any multimedia combination.



For a close look at the market leader in multimedia software, contact your dealer today!



The Scala main menu.



Scroll text by Scala.




The Scala edit menu.



It's a Scala world!



The Scala Shuffler.

 **The SCALA group:**
Oslo, Copenhagen, London,
Amsterdam, Stockholm,
Washington DC.



P O W E R
PERIPHERALS PTY LTD.

1st Floor, 257 Hawthorn Road, Caulfield North, 3161
Phone: (03) 532 8553 Fax: (03) 532 8556

Amiga is a registered trademark of Commodore-Amiga, Inc.

SCALA
Why make it harder?

UPDATE COLUMN

SIMPLY THE BEST!!!

There are no better Xmas presents for yourself or other Amiga users than the following great list of products.

Business & Productivity

Wordworth - The definitive word processor
Mini Office - Integrated package with database, spreadsheet, graphics & disc utilities
Easy Amos - Incredible first steps to programming
Amos the Creator - For those who know a bit about programming
Amos Compiler & Amos 3D - Invaluable additions for your Amos
Amos Professional - The ultimate programming language
(Upgrades from Amos to Amos Pro now available)

System 3 - Invoicing & stock inventory at an incredible low price

Home Accounts 2 - Keeps track of your personal or professional finances

Cash Book Controller - Replaces your petty cash books and much much more

DG Calc - Elegant, simple spreadsheet

Day by Day - A must for planning your daily activities

Textpro - The best value ever word processor @ \$59.95

Dataretrieve - The best value database ever @ \$59.95

Education

Fun School Series 2,3 & 4 - All with different fascinating programmes for children - 3 age groups - Under 5, 5-7 & 7-11

Education New Releases

Paint & Create - For 5 years and over - wonderful programme to encourage children in art and music

Spelling Fair (7-13) - Basic spelling and grammar with essential fun elements and 3000 word dictionary

Merlin Maths (7-11) - Brilliant graphics and good fun for children as they learn from maths.

And, of course, a great range of Pactronics Amiga games

If your Amiga store does not have any of these, insist that they get them in for you, and if you want a full list of all our products please phone us on 748-4700.

Pactronics Pty Ltd, 98 Carnarvon St, Silverwater, NSW (02) 748 4700



Ram Rumbles

User Group Update

The Commodore Computer Users Group has had an exciting program of main meetings leading up to December '92, including demonstrations of the latest 24-bit graphics, MIDI and music plus a live word processor comparison test! (Better than a dead one ...)

Main meetings are held on the first Tuesday of each month at the Bardon Professional Development Centre, 390 Simpsons Rd, Bardon, Brisbane.

The December meeting will be a Xmas games special, with demonstrations of the best buys for the kids (or ourselves?) this year. A great series of meetings are being planned for 1993. The group also runs a BBS, regular SIG's including an active group of C64/C128 users. They have a monthly workshop where members can copy public domain software, including the latest Fred Fish disks, for FREE ... just bring your own disks. Enquiries to CCUG(Q) Inc, PO Box 274, Springwood, Qld 4127 or ring the secretary, Gordon Wright on (07) 299 7709.

The Brisbane Amiga Users Group aims to help Amiga users gain a better knowledge of their machines. Support is given in all areas of the Amiga, some of which is by way of a monthly magazine. The group also maintains a large library of public domain software, accessible to members for copying.

Meetings are held on the first Sunday of each month, except for January, in the hall behind the Polish Church, Cintra Rd, Bowen Hills. For further information contact the secretary, Ben Campbell on (07) 208 0629 or (07) 880 1136.

Amigas In Entertainment

Michal Mienil reports on a little snooping during the Rock 'n Roll Eisteddfod. As a student at Wirreanda High, the winning team no less, Michal managed a peek at the control room in the Adelaide Entertainment Centre during the finals.

Sitting proudly in control of the lights and sound (?) were two Amiga 2000s and matching 1084s. Not content with one sighting of Amigas, Michal also sent us details on an episode of *Murder She Wrote*. The episode in question was based around a computer wiz conducting computer lessons who encouraged his students to buy their own computers and modems. The wiz then dialed into his students' machines and stole information. An unlikely but remotely plausible idea, the show's credibility took a further dive when one of the A3000s involved had a hard disk crash. Now come on guys when was the last time ... Well, thanks for all those wonderful sightings Michal.

Amigas in Politics

Phil Collins of Mortdale reports on how he plans to use the Amiga for his next album cover as well as composing the ... only kidding. Jokes aside, Phil Collins does have a leg in the door at Queensland's Parliament House. He notes that a reliable inside source has discovered an Amiga 500 with genlock is used to title the video displays throughout the building. The displays show proceedings within, and the titles are produced on *Deluxe Paint III*. Thanks Phil for that sound report.

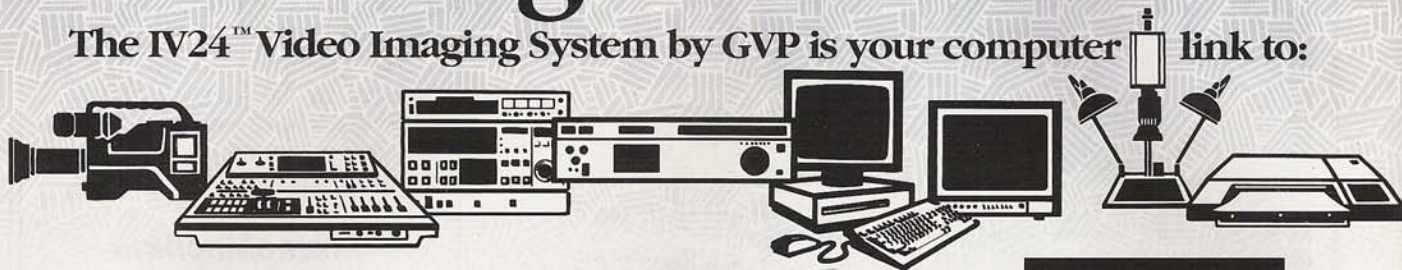
Amigas in Ginger Meggs

Steven Spink of Koorringal is an avid reader of the Sunday papers hefty cartoon section. In a recent strip Steven discovered an Amiga had snuck its way into the plot. Although we don't have space to reproduce the entire episode here, Ginger's mum did a fine job of recommending the "little Amiga" as a father's day gift. How about a big Amiga!

Thank you to everyone who contributed to Ram Rumbles this month. Keep those sightings rolling in!

Missing Link Found

The IV24™ Video Imaging System by GVP is your computer link to:



You have *only* 1 video slot in your Amiga®. *Only* GVP's IV24 makes sure you take maximum advantage of it. No other multi-function video enhancement



▲ Desktop Darkroom

peripheral links your Amiga to more video equipment, multi-media and other devices, boards and programs than GVP's IV24.

Check out these features:

- ★ Separate Composite and RGB Video Genlocks
- ★ 1.5MB, 24-bit, 16.8 Million Color Frame Buffer
- ★ Realtime Framegrabber/Digitizer
- ★ Flicker-Eliminator (de-interlaced video)
- ★ RGB, Composite, S-VHS and optional Component (YUV) Format Compatibility with the VIU
- ★ Picture-In-Picture (PIP) Video-Over-Application or Application-Over-Video Display
- ★ Digital and Analog Key Inputs.

GVP's bundled software is your link to creative imaging. There's absolutely no limit to your creativity, imaging and fun with




the full range of software included with your IV24:

Desktop Darkroom™ brings the photo shop to your desktop with filters, special effects and color separations capability from images captured by the IV24 and video camera, VCR, other video sources. Explore photography's future, today.

MyLAD™ (My Live Action Director) makes everyone a professional videographer with a 3 signal, 2-input switcher and 50 spectacular transitions.

New, enhanced Macropaint-IV24™ lets the artist in you truly express itself with 16.8 million color paint and image digitizing that shows your work in 24 bits — as you use it.

Plus, an easy-to-learn video titling system for your videos and multi-media presentations, as well as an introduction to the exciting world of 3-D modeling.



▼ Macropaint IV24 ▲ MyLAD



IV24'S VIU:

Your link to more power and productivity from your current hardware

The heart of every IV24 is the Video Interface Unit (VIU) with fully adjustable, software controlled, multiple video format capability for complete versatility and flexibility when it comes to video production signal compatibility. Choose:

VIU-S (RGB Splitter):

Composite, S-Video (Y/C) and RGB input sources; sync generation; signal line stabilization; both Composite and S-Video for video tape recording or standard monitor viewing; input for external digital or analog Composite key source for Chroma/Luminance keying.

VIU-CT (Component Transcoder):

All the VIU-S features, plus RGB to Y/R-Y/B-Y and Y/R-Y/B-Y to RGB input and output conversions for Betacam/MII; VGA-style monitor passthrough.

What's your link to GVP's IV24? With the IV24, all the bundled software and your choice of VIUs, your links are endless.

"I found a link to creating great special effects on Nickelodeon's Nick Arcade..."

Karim Miteff Co., Producer, Nickelodeon Arcade, Bethea/Miteff Productions, Orlando, FL
"I created 24-bit files from graphics to keep their colors intact. These images were captured by the Quantel Paintbox® from the IV24's analog RGB output. The Paintbox generated background then captured by the IV24 via RGB. The most telling testament to the board's quality is that the IV24 received the best response of all the Amiga-related devices I have shown broadcast engineers."



Graphic Courtesy of Nickelodeon

"I found a link to corporate presentations"

Bill Evans, Corporate Communications Technician, Fabmet Corp., Garden Grove, CA

"I use the IV24 mainly as a 24 bit display device in an A3000. I scan in 24 bit images with an Epson® 24 bit scanner, and then network them to a Video Toaster®. The finished product is displayed in our training room on two 27" Mitsubishi® monitors I will also use the IV24 with a Polaroid® freeze frame unit."

"I found a link to great animations..."

Tom Hutchison, Producer, Wild Orchard Graphics, City Rock, OR

"IV24 is what I've been waiting for. I use it with Imagine® software to produce animations for a local cable company. I really like being able to use one monitor and have a de-interlaced output that integrates into the system better than any other frame buffers I looked at."

"I found a link to a money-making opportunity..."

PAUL GILMAN, Entrepreneur (Scientist / Retired, Kodak), Personal Sports Cards, Penfield, NY

"I bought GVP's IV24 so my grandson and I can make and sell personalized baseball cards with Deluxe Paint®. The IV24 is the only product on the market with the RGB IN and OUT I needed to connect my video camera to a Kodak® thermal printer. It suits my needs perfectly. I've used many IV24 features — including Picture-In-Picture — and they're all superb."



Amiga is a registered trademark of Commodore-Amiga, Inc. IV24, MyLAD, Macropaint, and Desktop Darkroom are trademarks of Great Valley Products, Inc. All other trademarks are the property of their respective owners © Copyright 1992 Great Valley Products, Inc.



Distributed In P O W E R
Australia By PERIPHERALS PTY LTD

1st Floor, 257 Hawthorn Road, Caulfield North, 3161
Phone: (03) 532 8553 Fax: (03) 532 8556
Amiga is a registered trademark of Commodore-Amiga, Inc.

NOTEPAD

Top Chip

Black Knight Peripherals have released a graphics memory expander for Amiga 500 and Amiga 2000 - a two megabyte Chip RAM expansion board. Top Chip increases the graphics memory of the A500/A2000 machines to that of the A3000. According to Black Knight, the unit is the smallest Chip RAM expansion board available. The tiny size is important, particularly on the A500, where internal expansions are usually a tight fit.

Black Knight say the two other Chip RAM boards available on the market involve a messy installation routine. With Top Chip, there are no wires to solder to the computer's motherboard, no traces to cut and no jumpers to set. The unit will work whatever the current status of the motherboard regarding Chip RAM modifications.

Top Chip is designed and manufactured in Australia and has full local support. Top Chip comes with two Megabytes memory installed and has a recommended retail price of \$A269.00. The two megabyte Agnus chip is an extra \$A69.00. For further information contact Black Knight Peripherals on (02) 901 3624.

486SLC/25Mhz Golden Gate Bridgeboard

Fonhof Computer Supplies have stock of the new 486SLC/25Mhz Golden Gate Bridgeboard for the Amiga 2000/3000/4000 in Australia. This is the fastest Amiga Bridgeboard in the world with a RRP of \$A1,699.00. The Golden Gate 486SLC closes the gap between the Amiga's Zorro slots and the PC/AT (ISA) slots. ISA expansion cards like EGA/VGA graphics cards or LAN cards are accessible under MS-DOS.

Golden Gate 486SLC is a 25Mhz 80486 SLC PC/AT emulator for the Amiga 2000/3000 with integrated 16 mb RAM expansion. Golden Gate 486SLC further integrates a PC/AT IDE hard disk controller and optionally a PC/AT floppy

disk controller for HD floppy disk drives up to 2.88 mb.

Golden Gate's 486SLC CPU is compatible with the 486SX command set. Its 32 bit internal, 16 bit external data bus, its Cache with 1kb on chip and its 25Mhz clock frequency make the 486SLC CPU up to 2-4 times faster than a 25Mhz 386SX processor.

Two Mb RAM is already installed on Golden Gate's integrated PC/AT RAM expansion. Up to 16 mb RAM can be installed with standard 1 mb or 4 mb SIMMs. A maximum of 4 mb of this RAM can be configured as auto configuring Amiga RAM expansion. Golden Gate's IDE hard disk interface supports one PC/AT IDE hard disk under MS-DOS which can contain one AmigaDOS partition. Golden Gate works with Commodore compatible hard disks in the Zorro slot.

Golden Gate uses also the internal/external Amiga floppy disk drives in the MS-DOS formats 360 kb, 720 kb and 1.44 mb (only with an Amiga HD floppy disk drive).

If an optional 82077 floppy disk controller is installed, under MS-DOS up to three (two internal and one external) HD floppy disk drives in the MS-DOS formats 1.2 mb; 1.44 mb and 2.88 mb and under Amiga DOS up to two of these can be read, wrote and formatted.

Versions of MS-DOS from 3.2 to 5.0 as well as DR-DOS 5.0 and 6.0 have been tested. *Windows* 3.0 and 3.1 operate in the Protected Mode/Enhanced 386 Mode. Newly developed programs can use this memory as real program memory (EMS) Extended and (XMS) Expanded Memory.

On both Golden Gate 386SX and Golden Gate 486SLC an external connector for Vortex Monitor Master is integrated. Vortex Monitor Master is a small external box connecting an EGA/VGA graphics card and the Amiga video output both at the same time with just one Multisync monitor. The price of the 386sx/25Mhz Golden Gate Bridgeboard

for the Amiga 2000/3000/4000 has dropped near \$200 to a new low rrp of \$A999.00.

The 286/16Mhz ATonce-Plus PC Emulator for the Amiga 2000/5000 is still available at the same rrp of \$499.00. For more information contact Fonhof Computer Supplies on (02) 639 7718.

FrameMachine

Claimed to have all the features of OpalVision and more right now - CCS have announced availability of the new FrameMachine. Features include a double buffered (PAL overscan) 24 bit frame buffer, real time 24 bit frame grabber, digital video effects, genlock, picture in picture, time base corrector, video mixer, realtime scaling of incoming video, 1/4 screen (24 bit) and full screen (black and white) realtime record and play at 25 fps of 24 bit images, virtual memory support, AREXable, ADPRO supported, expansion ports, software and documentation.

The FrameMachine was released at the Cologne show in Germany during October. The hardware has been complete for some months now. It will be a thoroughly tested, fully featured product that when combined with products like *Scala* will make Quicktime on the Mac look like Quacktime. Contact Color Computer Systems on (09) 345 3343 for further information.

Software Updates

The ANSWER

GSoft have again upgraded the software for their Answer product. The hangup routine has again been improved and a HOLD function has now been incorporated that allows your Amiga to keep your callers amused while you attend to other business. Enquiries to GSoft on (08) 254 2261.

TurboPrint Professional

If you're looking to push your dot matrix printer further, check out this little utility. Much more than just a print driver, *TurboPrint* has been upgraded to *TurboPrint Professional*. The upgrade now allows much better control over the variables normally controlled by preferences. Upgrades are \$A30.00 from GSoft on (08) 254 2261. □

THINK ALL '040 ACCELERATORS ARE THE SAME?

THINK AGAIN!

As a high power Amiga® 3000/3000T user you need a 68040 accelerator board for one reason ... and one reason only ... **SPEED!**

And once you know what makes one 68040 accelerator better than another, the only board you'll want is the G-FORCE 040 from GVP.

WATCH OUT FOR SLOW DRAM BOTTLENECKS

Yes, all 68040 CPU's are created equal but this doesn't mean that all accelerator boards allow your A3000 to make the most of the 68040 CPU's incredible performance.

The A3000 was designed to work with low-cost, 80ns DRAM (memory) technology. As a result, anytime the '040 CPU accesses the A3000 motherboard, memory lots of CPU wait-states are introduced and all the reasons you bought your accelerator literally come to a screeching halt!

Not true for the G-FORCE 040...

SOLUTION: THE G-FORCE 040's FAST, 40ns, ON BOARD DRAM

To eliminate this memory access bottleneck, we designed a special 1MB, 32-bit wide, non-multiplexed, SIMM module using 40ns DRAMs (yes, forty nanoseconds!). This revolutionary memory module allows the G-FORCE 040 to be populated with up to 8MB of state-of-the-art, high performance, on-board DRAM. Think of this as a giant 8MB cache which lets the '040 CPU race along at the top performance speeds you paid for.

SHOP SMART: COMPARE THESE G-FORCE 040 SPECS TO ANY OTHER '040 ACCELERATOR

▶ 68040 CPU running at 28Mhz providing 22 MIPS and 3.75 MFLOPS!

NOTE: The 68040 incorporates a CPU, MMU, FPU and separate 4KB data and instruction caches on a single chip.

- ▶ 0 to 8MB of onboard, 40ns, non-multiplexed, DRAM. Fully auto-configured, user-installable SIMM modules lets you expand your A3000 to 24MB!
- ▶ DRAM controller design fully supports the 68040 CPU's burst memory access mode.
- ▶ Full DMA (Direct Memory Access) to/from the on-board DRAM by any A3000 peripheral (e.g. the A3000's built-in hard disk controller).
- ▶ Asynchronous design allows the 68040 to run at clock speeds independent of the A3000 motherboard speed. Allows easy upgrade to 33Mhz 68040 (over 25.3 MIPS!) when available from Motorola.

▶ Hardware support for allowing V2.0 Kickstart ROM to be copied into and mirrored by the high performance on-board DRAM. Its like caching the entire operating system!


▶ Software switchable 68030 "fallback" mode for full backward compatibility with the A3000's native 68030 CPU.

▶ Incorporates GVP's proven quality, experience and leadership in Amiga accelerator products.

TRY A RAM DISK PERFORMANCE TEST AND SEE FOR YOURSELF HOW THE G-FORCE 040 OUTPERFORMS THE COMPETITION

Ask your dealer to run any "RAM disk" performance test and see the G-FORCE 040's amazing powers in action.

So now that you know the facts, order your G-FORCE 040 today. After all, the only reason why you need an '040 accelerator is **SPEED!**



G-FORCE 040™



Up to 8MB of high speed (40ns) DRAM

Motorola 68040 CPU running at 28 Mhz

A3000 "CPU slot" connector

GVP
GREAT VALLEY PRODUCTS INC.



Distributed In Australia By **P O W E R** PERIPHERALS PTY LTD

1st Floor, 257 Hawthorn Road, Caulfield North, 3161
Phone: (03) 532 8553 Fax: (03) 532 8556
Amiga is a registered trademark of Commodore-Amiga, Inc.

Christmas Shopping



Best Buys . Bargains . Beaut New Things

With so many new products turning up at the tail end of the year, we have not had room to write up everything. So here's a brief look at a few we missed, and a few old time good buys.

G-LockY/C Genlock for Under \$800

GVP are about to ship an impressive compact new genlock with both composit and Y/C support. The best part is, the G-Lock is software controllable. We've previewed the beta version and it looks pretty slick. Excellent value if you're looking to get into serious desktop video work with S-VHS or Hi-8 equipment.

OpalVision Around \$1200

Read the review in this issue! Plenty of stock is available. The artistically inclined will have hours of fun tinkering with Opal's many paint tools. Watch for

a regular column for Opal users in the near future. OpalVision can also play very impressive 24-bit looking animation. Why not grab a morphing program while you're at it and morph a few friends over the holidays?

Directory Opus About \$69

Still the best housekeeping utility around. A must have for every hard drive owner. Very configurable, it plays sounds, shows graphics, runs music modules, uncrunches files and much more. What it doesn't do you can quickly configure one of the spare gadgets to perform. A must have.

Scala Multimedia Under \$500

If you've got a machine with around 3Mb's of RAM (more is good), plenty of hard disk space, preferably 2Mbs of chip RAM and you're into making your own

Amiga presentations, movies or multimedia, you need *Scala*. This package is king of the castle in PC land when it comes to multimedia. Expandable, easy to use, with plenty of ready to use background. Top value, a potential money spinner too!

Morphplus Under \$350

You don't have to be an artist to use this package. If you've got some spare disk space, and the patience to set up a good morph (Michael Jackson style), *Morphplus* is all you need ... Expect to pay around \$349. Watch for a comparison of *Morphplus* and *Cinemorph* in our January issue.

Top Chip Under \$300

For the owner of a souped up A2000 looking for a way to take advantage of the new 2Mb Agnus chip, Top Chip could be the answer. At \$269 without the chip (Agnus is an extra \$69), you get double the graphics memory with room to run more applications, use bigger brushes, sample bigger sounds and much more. A worthwhile add on if you're not planning to upgrade to an A3000, 4000 or the new A1200 coming one day! □

Phil's Christmas Tips

If you're looking for a little entertainment in your Christmas stocking, I recommend you go no further than *Troddlers*. It's got all the charm of last year's hit *Lemmings* - cute little guys running round the screen in a panic while you try to get them out. This time though, all you can do is make or remove blocks.

The *Troddlers* walk up, down and sideways, following whatever path you lay out - it's trickier than it sounds, and packaged with superb graphics and a *Lemming* quality sound-track, it's a sure fire winner.

In a similarly entertaining vein, try asking Santa for a copy of *Baby Skweeks*. The challenge is to relocate

a bunch of cute little fuzz balls by waddling them round a maze to reach their colour coded base stations. Again, it's trickier than it sounds, it's graphically nice, and it's addictive.

Zool is definitely worth a place in your Xmas stocking. This little guy is a ninja imp you can take for a quick hack and slash around his liquorice and lollipop world. People are comparing the game play with classics like *Mario Bros* and *Sonic the Hedgehog*.

A word of warning - *Zool* is sponsored by ChupaChups so you will see plenty of their famous lollipops livening up the landscape.

On the racing scene there's plenty of choice - *Crazy Cars III*, *Jaguar XJ220*, and *Ayrton Senna's Super Monaco GP II* are all pretty hot. Go no

further than *Liverpool - The Computer Game* if you're looking for a good soccer sim.

If it's bargain entertainment you're looking for, check out the Megadisc PD Game pack. Ten full disks at just \$30 is good value in anyone's language. Check out *Operation Lemmings* on disk GA162. With pics and sounds grabbed from the original *Lemmings*, the game is perfect remedy for those pent up frustrations - simply line up the gunsights, and pick off the Lemmings as they wander across the screen.

There's an excellent up-to-date version of *Centipede* on another disk, and a batch of Llamasoft games like *Revenge of the Mutant Camels* on disk GA156. For more details phone Tim Strachan on (02) 959 3692. □

POWER YOUR AMIGA 500® BEYOND EVEN THE A3000!

GVP'S NEW A530-TURBO™ WITH 68EC030 CPU RUNNING AT A BLAZING 40MHZ!

Imagine running your software applications at 10 times the speed: your animations will play more smoothly, multitasking is more useful, your windows open and move more quickly and more...

Don't waste your hard earned money on a questionable and risky hard drive when you can own a GVP A500-HD8+ classic or New A530-TURBO. No matter what GVP solution you choose there is no doubt that you will be getting the fastest, most expandable and safest hard drive system you can buy for your A500!

Both the NEW A530 TURBO and A500-HD8+ are externally installed in a snap. It's simple, fast and worry free! And it doesn't void your warranty.

GET MORE FOR YOUR MONEY WITH GVP...

- ▶ Choose from a full range of factory tested hard disk drives up to 240MB.
- ▶ Speed increase is the key. Through GVP's custom chip and **FAASTROM™** technology, once unreachable performance is achieved.
 - GVP Custom Integration ensures greatest possible performance and reliability
 - Direct and instant access to up to 8MB of 32-Bit RAM on A530 Turbo and standard 8MB on A500-HD8+ Classic.
- ▶ Expandability is a must. GVP does not close the door for future expansion needs. Insure your investment with a GVP Hard Drive Solution:
 - Supports up to 7 external SCSI devices for tape backup, CD ROM Drive etc.
 - Add up to 8MB of FAST RAM for the A500-HD8+ or 8MB of blazing 32-Bit-Wide RAM for the A530-TURBO.
 - Run thousands of PC compatible software packages with the GVP A500 PC/286. This optional board incorporates state-of-the-art integration that opens a whole new

computing world. Simply plug the GVP PC/286 into our exclusive "mini-slot" and you are off and running PC programs!


- Optional socket for 68882 FPU in the New A530-TURBO to speed up rendering applications.
- ▶ Reliability and a company who stands behind their products is a given with any GVP product, and has made us the largest Amiga peripheral company in the world.
 - Free dedicated universal power supply included with both the A500-HD8+ and A530-Turbo. Don't even think about straining your A500 power supply.
 - Internal fan to ensure that your system stays cool.
 - 2-yr limited Factory Warranty on both the A500-HD8+ and A530 Turbo.
 - Game switch for the A500-HD8+ and Turbo switch for the A530-TURBO ensures full game compatibility.
 - The best technical support team in the business.

* Requires Kickstart 1.3 or higher



REMEMBER: YOU ONLY WANT TO BUY ONE HARD DRIVE FOR YOUR A500. GVP MAKES SURE YOU DO IT RIGHT: CHOICE, SPEED, EXPENDABILITY AND RELIABILITY ARE BUILT IN... AND ONLY GVP GIVES YOU A FULL TWO-YEAR WARRANTY.

FACTORY INSTALLED & TESTED HARD DRIVE
GVP
2-YEAR WARRANTY



Free Dedicated Universal Input Power Supply

GVP
GREAT VALLEY PRODUCTS INC.



Distributed In P O W E R
Australia By PERIPHERALS PTY LTD

1st Floor, 257 Hawthorn Road, Caulfield North, 3161
Phone: (03) 532 8553 Fax: (03) 532 8556
Amiga is a registered trademark of Commodore-Amiga, Inc.

OpalVision

Seeing is Believing

* Australian Designed * Australian Support
24Bit Graphics, 16.8 Million Colours

- ★ Opal Vision Main Board with OPAL PAINT etc \$ 1195-
- ★ Opal Vision Frame Grabber / Genlock / Chroma Key \$ CALL
- ★ Opal Vision Video Roaster Chip \$ CALL

* Call in for a demo TODAY!



Enhance your Amiga with GVP's Outstanding Quality & Performance

MVB Computers are the GVP Specialists !

**Series II A500+ Hard Disk suit A500
 Expandable to 8Mb RAM**

- 52Mb Quantum \$ 869-
- 120Mb Quantum \$ 1189-

**Series II A2000+ Hard Disk suit A2000
 Expandable to 8Mb RAM**

- 52Mb Quantum \$ 699-
- 80Mb Seagate \$ 729-
- 105Mb Quantum \$ 899-
- 120Mb Quantum \$ 999-
- 240Mb Quantum \$ 1499-
- 420Mb Quantum \$ 2599-

SOFTWARE

Aladdin 4D..... (NEW)	\$ CALL
Ami-Back 2.0	\$ 79.95
AMOS	\$ 135.00
AMOS Compiler	\$ 76.50
AMOS 3D	\$ 94.95
Art Department PRO 2.1 (Inc FRED)....	\$ 265.00
Bars & Pipes Professional.....	\$ 349.00
Broadcast Titler 2	\$ 369.00
Broadcast Titler 2 Hi-Res.....	\$ CALL
Can Do V2.0	\$ CALL
Cinemorph (NEW)	\$ 279.00
Contact 2.0	\$ CALL
Cross Dos 5.....	\$ 69.95
Cygnus Ed	\$ CALL
Dev Pak 3	\$ CALL
Directory OPUS V3	\$ 59.95
DPaint 4.1	\$ 175.00
Easy AMOS	\$ 99.95
Excellence V3.0.....	\$ 185.00
Final Copy V2.....	\$ 135.00
Final Copy Softfaces Vol 1,2,3,4 (ea) ...	\$ 99.95
ImageFX..... (NEW)	\$ CALL
Imagine V2.0 PAL	\$ 399.00
Kind Words 3	\$ 134.95
Mac to DOS	\$ 129.00
Maxiplan 4.0	\$ 169.00
Morph Plus	\$ CALL
Morphus for Imagine.....	\$ CALL
Newtek Media Station	\$ 269.00
No Virus	\$ 47.95
Pagesetter 2	\$ 135.00
Pagestream V2.2	\$ CALL
Pagestream Inc Art Expressions.....	\$ CALL
Art Expressions (For Pagestream).....	\$ CALL
Hotlinks for Pagestream	\$ 104.95
Pascal High Speed	\$ 275.00
Pelican Press	\$ 99.95
Professional Draw V3.....	\$ 195.00
Professional Page V3	\$ 229.00
Pro Write 3.3 (UK Dict)..... (NEW)	\$ CALL
Pro Write Fonts Vol 1, 2. (ea)	\$ 39.95
SCALA 500.....	\$ 149.00
SCALA Multimedia.....	\$ 429.00
Scenery Animator 2	\$ 104.95
Superbase Pro V4.0	\$ 299.00
Super Jam	\$ 149.00
True Print 24.....	\$ CALL
Video Director 2	\$ 235.00
Quarterback V5.02.....	\$ 69.95
Quarterback Tools	\$ 84.95
Quickwrite	\$ 52.95
X-Copy Professional	\$ 89.95
Vista Pro V2.....	\$ 109.95

CALL FOR SOFTWARE NOT MENTIONED.
 CDTV TITLES AVAILABLE CALL!
 Yes.. We also sell games!!

CBM SPARE PARTS AVAILABLE

BOOKS

Addison Wesley ROM Kernal: Devices	\$ 49.95
Addison Wesley ROM Kernal: Inc & Auto	\$ 59.95
Addison Wesley ROM Kernal: Libraries	\$ 59.95
Addison Wesley Hardware Ref manual	\$ 49.95
Addison Wesley Amiga User Interface	\$ 42.95
The Imagine Companion (Book/Disk) ..	\$ 44.95
Understanding Imagine 2.0	\$ 49.95
Abacus Range of books.....	\$ CALL

How To Order ??

- * Mail Order/Phone Order
- * Visit our Showroom!
- * We Accept:

Visa, B/C Card, M/C Card, Bank Cheque,
 Personal Cheque (Allow 1 Week Clearance),
 Money Orders.

Phone For Prices, Availability & Postage!

SUPER SPECIALS

* GVP PC286/16
 IBM Emulator, Suit
 GVP A500+/A530+
 Hard Disks.

\$285.00

(Yes, that is the Price!)

* Golden Image Amiga
 Hand Scanner, up to
 400DPI. Suits A500,
 A600, A2000, A3000.

\$ LOWEST PRICES

* Commodore A2091
 SCSI Controller,
 52Q/60Mb Maxtor.

\$425.00

See MVB For

TRADE IN'S

& CHEAP 2nd Hand Equip
 With Warranty!

MVB is a licenced Second Hand Dealer



GVP G-LOCK GENLOCK With SCALA

Suit A500, A600, A2000, A3000, CDTV.

(Genlock also available
 without scala!)

\$ CALL

MVB Fact File: * We're not going broke!!

- * Great Service!
- * Great Advice!
- * Authorised Commodore Dealer!
- * Genuine Support
- * Genuine Prices



COMMODORE EQUIPMENT

A600
A600HD (40Mb Hard Disk)

A2000

A2000/52 or 105, 127, 240 etc

A3000/52 or 105, 127, 240 etc
A4000

A570 CD-ROM Drive suit A500

CDTV, Including: Grolier

1084sD2 Colour Monitor

1960 Colour Multiscan Monitor

& Much More!


Commodore

RAM EXPANSION

A500 Microbotics 512k Ram / Clock Card.....	\$ 69.00
A500 Roctec 2Mb RAM Expansion.....	\$219.00
A500 Ax-RAM 4Mb Expansion (OK).....	\$185.00
A600 CBM 1Mb CHIP RAM Expansion (A601)....	\$159.00
A600 Credit Card RAM, 1Mb, 2Mb, 4Mb.....	\$ CALL
A2000 GVP Series II Hard Card Up To 8Mb RAM	\$349.00
A2000 Commodore A2091 up to 2Mb RAM Exp	\$ 75.00

MEMORY

2Mb RAM Suit GVP A500/2000 Hard Drives	\$ CALL
4Mb 32Bit RAM Suit GVP 030 G-Force Cards.....	\$450.00
1/2Mb RAM suit Commodore A590/A2091 (A2000HD)	\$ 36.00
2Mb RAM suit Commodore A590/A2091 (A2000HD)	\$135.00



GREAT VALLEY PRODUCTS

A530 Turbo Accelerator

Suit A500

- ✓ 40Mhz 030 Processor
- ✓ Optional Co-Processor
- ✓ 32Bit wide RAM
- ✓ Kickstart Mapping
- ✓ 68000 Fallback mode
- ✓ Upto 8Mb 32Bit RAM



From: **\$1349**

Call for Trade up Offer!

NEW STUFF !

PHOENIX BLIZZARD BOARD,
Suit A500..... From \$399.00
GVP G-Lock Genlock..... \$ CALL
GVP ImageFX Software..... \$ CALL
Quantum127Mb Hard Disk Mech... \$699.00

**AMIGA 3.5" FLOPPY
HIGH DENSITY DRIVES \$ CALL**

Merry Christmas

& Have a
Prosperous New Year!



From the staff at MVB

MVB

Computer Supplies
Pty. Ltd.

"The AMIGA Specialists!"

Ask for Our
FREE CATALOG

LAY-BY NOW FOR CHRISTMAS

ACCELERATORS

A500/A2000:

- * Microbotics VXL-30 25Mhz No Co-Processor..... \$ 539-
- * Microbotics VXL-30 25Mhz 68881 Co-Processor... \$ 649-
- * Microbotics VXL-30 40Mhz \$ CALL
- * Microbotics VXL-30 2Mb 32Bit RAM expansion \$ 499-
- * Microbotics VXL-30 8Mb 32Bit RAM expansion \$1195-

A500:

- * GVP A530+ Available in many configurations \$ CALL

****SPECIAL** **SPECIAL** **SPECIAL** **SPECIAL****
Microbotics VXL30 25Mhz with 2Mb 32Bit RAM
ONLY..... **\$999**

A2000:

- * GVP G-Force 030 25Mhz with 68882 & 1Mb RAM \$1199
- * GVP G-Force 030 40Mhz with 68882 & 4Mb RAM \$1799
- * GVP G-Force 030 50Mhz with 68882 & 4Mb RAM \$CALL
- * GVP G-Force 040 33Mhz \$CALL

A3000:

- * GVP A3000 G-Force 040 28Mhz With 2Mb RAM... \$LOW

Melway Ref: Page 51 A8

✉ 506 Dorset Road,
Croydon, Victoria, 3136.

☎ **Ph: (03) 725 6255**

☎ **Fax: (03) 725 6766**

E & OE

★ WE DON'T JUST SELL AMIGA'S WE USE THEM.
THIS ADVERTISEMENT WAS PRODUCED ENTIRELY ON AN AMIGA COMPUTER!

* Prices Subject to change without Notice

Amiga 1200

Launched in Europe

Sneak Preview!

As predicted, Commodore have launched a new low end machine sporting the Advanced Graphics Architecture chip set.

SVGA resolution in 256 colours, with up to 256,000 in a new HAM mode (all from a palette of 16.7 million), coupled with a faster processor and good expandability make the A1200 Commodore's next big winner without a doubt!

According to Commodore, the A1200 is the most significant product released since the Amiga 500. The A1200 is seen as the A500 of the 90s. Commodore hope the A600 will be seen as an entry level home computer and the A1200 as a power machine for all home hobbyists.

The new A1200 is much more powerful than the A500 or A600. It is the first keyboard integrated machine with the AA chip set and a 32 bit processor. This will permit 256 colours from a palette of 16.8 million compared to the A500 and A600's 32 colours from a palette of 4096. This new chip set also supports an enhanced HAM mode allowing near photo realistic image in all

resolutions with up to 256,000 colours.

The new A1200 chip set will support VGA productivity screen (640 x 480 in 256 colours) at refresh rates up to 72khz interlaced. Sprite sizes have been increased from 16bit to 32 and 64 bits wide. Also sprites can be displayed in screen borders and have resolutions independent of play fields. The A1200 will come with two megabytes of chip RAM, thus chip RAM expansion is not needed.

Processing Power

Under the bonnet is a true 32 bit system, with 32 bit RAM, and ROM using the 14Mhz (2 x A500/A600) clock speed 32 bit 68E020 processor. This processor not only runs at twice the speed of the A500/A600 but also has a 256 byte instruction cache. These capabilities enable the A1200 to achieve performance that is up to five times that of the A500/A600.

The hardware is packaged in a new style case, similar to the A600, but will support the addition of a numeric keypad. There's also room for an internal 2.5" IDE hard drive, as in the A600HD.

Expansion

Commodore have retained the PCMCIA card port for memory and I/O expansion, but added a 32 bit processor bus expansion port accessible via a door on the bottom of the unit. This port is similar to the A500 expansion port, but is not compatible.

The reasons are simple - the port has been enhanced to 32 bits and 14Mhz operation. Cards and adaptors likely to ship include: Accelerator processors,

DSP Processors (16-bit sound and CPU coprocessor), SCSI Adapters, Fast RAM expansion and Bridge Cards.

Boards added to the expansion bus can have external cable connector access via a rear panel knock out. With the new package, AA chip set, better expansion and high speed 32 bit processor, the A1200 is a very exciting and competitive product.

Software

The new A1200s will ship with Amiga DOS 3.0, a backward compatible extension to 2.x which provides full support for the new chip set enhanced graphics, and may be "localised" for over 14 countries and languages.

All this means that we have without doubt the most power home computer in the world even after competitors' recent launches. With the increase in colour depth and screen resolution combined with Amiga's graphics performance, the A1200 will provide better video performance than 386 based systems - at a better price.

Conclusions

Let's have it! Will Commodore Australia ship the A1200 this Christmas? Well, it could be a real life saver for the specialist dealers who are currently battling with falling 386 and 486 prices. However, regardless of when the A1200 turns up, Commodore have a big winner on their hands. Expected retail price, based on the UK retail price of 399 pounds, is under the \$1000 mark. The market has never been more ready for a machine like this. □

GRAWAY UNIVERSAL COMPUTERS

10 TELLIN STREET, SHOAL POINT
MACKAY QUEENSLAND 4750
PHONE (079) 548 806 FAX (079) 546 853

Wide range of: Demo - Utilities - Music -
Graphics - Educational Programs.
Fred Fish - TBag disks

Mouse Cleaning Kits \$12.95
Pyramid Hand Scanner \$320.00
Pyramid Sound Enhancer \$99.00

Many more accessories for:
Amiga, C64, Atari, P.C, IBM
Cheque, BankCard, MasterCard, Visa
All PD disks \$3.50 ea (Inc P&P)

RING FOR A FREE CATALOGUE DISK

GIGAMEM

Virtual memory for Amiga

- Supports up to 1 GigaByte Virtual Memory;
 - Swapping to either a file or a partition;
 - Intelligent memory-swapping in accord with memory access frequency;
 - Intelligent paging strategy similar to Unix;
 - Write cache for increased speed;
 - Ready-to-use database of common applications for optimum utilisation.
- Requires 68020 or 68030 with MMU.

\$139



A500 Memory Expansion



1/2 Meg

- with real time clock

\$59

2 Meg

- gives your A500 2.5 MB in total
- memory test software included

Fully populated

\$209

4 Meg

- gives your A500 a total of 4.5 MB
- memory test software included.

Fully populated

\$409

Populated to 2MB

\$239

TECHNOSOUND TURBO **\$85**

- Package now includes:
- stereo sampler cartridge;
 - WB2.0 compatible sampling software featuring MIDI sequencer, special effects including reverb, phasing, real-time echo and voice synth effects plus more;
 - 57 pre-recorded samples;
 - audio connection leads.

"...no-nonsense, low-cost, easy-to-use system..." 81%
Amiga Format, September 1991

Audio Gallery Talking Picture Dictionaries

Learn a foreign language at home. Full colour graphics and digitized voices of native speakers. Includes grammar manual.


German, French, Spanish **\$130**
Japanese, Chinese, Russian **\$100**
Demo disk **\$5**

Action Replay

MkIII A500 **\$170**
MkIII A2000 **\$185**

Pyramid Automatic Mouse Master **\$55**

- plugs into your mouse port and lets you keep both your mouse and joystick connected to your mouse port;
- no more fiddling at the back of your Amiga!
- automatically senses whether you are using the joystick or the mouse and switches accordingly;
- no moving parts;
- no more mouse arguments!



Kaotic Concepts

ACN: 053 818 465

Pty Ltd

Christmas Sale

Pyramid Sound Enhancer

Filter out gritty noise from Amiga audio outputs. Enhance & improve Amiga sound quality. Adjustable roll-off filter frequency up to 20 KHz. Pass-thru serial port. Enhancer activation indicated by LED.

\$90

RayDance

Powerful new 3D raytracing and rendering package. Full featured high level script language allows precise control of objects and movement.

\$135

C64 Products

Mouse (2 button) **\$29**
C1351 Mouse **\$49**
Action Replay Mk VI **\$135**

MICE

Optical Mouse **\$89**
Beetle Mouse **\$69**
Swiftly Mouse **\$49**
Pan Mouse **\$39**



IBM EMULATORS

KCS Power PC Board **\$450**
KCS Power PC Board + Dr DOS 5 **\$510**
KCS Adaptor Card for A2000/A3000 **\$170**



MISCELLANEOUS

A/B Data Switch **\$29**
Analog Joystick Adaptor **\$35**
Kickstart Swap Board **\$59**
Boot Selector **\$29**



MAIL ORDERS:

Kaotic Concepts PL
GPO BOX 2150 T
Melbourne 3001



Cheques/Money orders made payable to "Kaotic Concepts Pty Ltd". Please add \$3.50 postage, \$5 certified mail, or \$10 courier.

PHONE/FAX ORDERS:

Tel: (03) 879 7098
Fax: (03) 899 5383



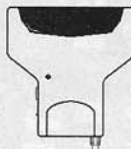
Please quote your credit card number, card type and expiry date.

Trade enquiries welcome.

E & OE

Pyramid Hand Scanner **\$299**

- 400 DPI scanning resolution;
- interface includes pass-thru for printer: no need to mess around with connectors to get a printout;
- software supports scanning at 400, 300, 200 or 100 DPI;
- full greyscale conversion;
- full, half or quarter width scanning;
- IFF load/save etc.



MIDI interface **\$55**

- use your Amiga with MIDI keyboards etc;
- plugs into serial port;
- 1 MIDI in, 2 MIDI out, 2 MIDI thru;
- serial thru-port: no need to disconnect your Modem or other serial devices.

SCALA Masters.

competition

If you own Scala, you could win a GVP Impact Vision-24, second place prize - the new software controllable G-Lock genlock. All you have to do is send us a winning Scala multimedia presentation. We can accept your entries on disk, or Syquest cartridge.


More prizes for runner-ups will be announced soon!

SEND your entry to Australian Commodore & Amiga Review, SCALA Masters contest, 21 Darley Road, Randwick 2031. Make sure you include all necessary fonts and backgrounds (use the MOVE option on the SAVE requestor).

1st Prize

Impact Vision 24

A2000/3000 compatible - Full 24-bit frame grabber and buffer, flicker eliminator, Y-C genlock, Picture -in-Picture PLUS Caligari-IV24 and MacroPaint.



Scala 2.0 - Now includes sound, music, direct from hard disk animation playback, variables, interactive buttons, CDTV control and many more features.

Proudly sponsored by

GVP

Distributed in

Australia by

Power Peripherals

(03) 532 8553



AMADEUS COMPUTERS

"The Mail Order Specialists"

Suppliers of Quality Hardware & Software

**FOR THE VERY BEST IN SERVICE AND PRICES
CALL US NOW FOR YOUR FREE CATALOGUE OR FOR A
SUPER COMPETITIVE PRICE ON THE PRODUCT YOU WANT**

HERE ARE SOME EXAMPLES OF OUR SUPER COMPETITIVE PRICES

PRINTERS/ACCESSORIES

Citizen 200GX Colour	\$419.00
Citizen GSX 240 Colour (Replacement for GSX 140)	\$729.00
Prices include printer cables and Citizen Print Manager drivers.	
ROTEC Mouse	\$35.00
Optical Mouse	\$75.00
A500 512Kb RAM with clock	\$75.00
ROTEC External 3.5in Drive	\$145.00
A500 2Mb RAM card, Populated	\$195.00
ROTEC PLUS GENLOCK	\$350.00

SOFTWARE

World Series One Day Cricket	\$57.00
Myth	\$65.00
AD & D, Dark Queen of Krynn	\$65.00
Star Trek 25th Anniversary	\$75.00
Buzz Aldrin's Race Into Space	\$75.00
Directory Opus	\$59.00
Easy Amos	\$92.00
Amos	\$119.00
Take 2 - Animation Package	\$125.00
Mini Office	\$155.00
Deluxe Paint IV	\$166.00

WE ALSO HAVE AVAILABLE A LARGE RANGE OF REFERENCE AND
HINT BOOKS

OUR CUSTOMER SERVICE GUARANTEE OFFERS

12 MONTH or More
Warranty on all Products

FREE DELIVERY
to Anywhere in Australia

NO HIDDEN Extra Costs like "Postage, Handling,
Packing, Insurance or Membership Fees"

30 DAY MONEY BACK GUARANTEE
if not Completely Satisfied

10% DISCOUNT if not
Delivered within 10 Days

FREE CUSTOMER SERVICE NUMBER

008 808 503

NEW ZEALAND CUSTOMERS CALL

00 61 2 652 2712

7AM - 7PM EST, MONDAY - SATURDAY

FAX SERVICE (02) 652 1515

WE ACCEPT BANKCARD, VISA, MASTERCARD, CHEQUE OR MONEY ORDER

34 TECOMA DRIVE, GLENORIE NSW 2157

OpalVision

Today - 24 Bit Painting ... Tomorrow - Framegrabber, Video Mixing, Genlock, Digital Video Effects

by Andrew Farrell

How do you describe a product which mows the lawn today, but with a couple of plug in options coming soon, will do your whole garden? Stuck for a name? How about a 16 million colour display card which allows serious painting, animation and presentation power today, but with a few plug in modules, does your whole video production?

How about OpalVision, from Opal Technology of course. A plug in card, slightly shorter and trimmer than most, OpalVision also includes a paint program, presentation software, a game, two manuals and one of the hottest pieces of packaging you'll ever see.

Opal Technology are developing plug in modules including a video switcher, genlock, framegrabber and digital video effects "Roaster" chip. The first of these will arrive within the next six months.

Installation

Getting the card up and running is pretty straightforward. Plug it into your A2000/3000/4000's spare expansion slot, connect your RGB monitor to the new video out connector and ... hang on, where's the picture? The manual mentions a tuning screw. I found the smallest screw driver I have, performed Houdini impersonations trying to access the screw and started turning.

Now here's a little tip. Don't stop turning until it works. I almost gave up, when suddenly the display stood to attention and the test pattern took on

the crisp clean look I was expecting.

Included with the software is an impressive collection of 24-bit images, scanned into the Amiga using a Sharp JX-300 scanner from high quality Superchrome prints, some taken by a skilled *Penthouse* photographer. Images and software install simply using Commodore's new Installer program.

Up and Running

OpalPaint, OpalVision's own paint program, was developed locally and stands as a proud achievement in the Amiga world. It would certainly be the most affordable program of its kind. It way out-performs the likes of *Macropaint*, bundled with GVP's IV-24.

Many of the program functions are modelled on *Deluxe Paint*. Whilst this makes learning the software quicker, it can lead to some misleading assumptions. For starters, in 24-bit land your backgrounds are rarely one colour, so the days of cutting a brush out of colour zero are gone.

OpalPaint uses *Deluxe Paint's* familiar hot keys, however the menu system is completely different. There are no pull-down options and the tool bar is located across the bottom part of the screen. However, using the right mouse button to invoke tool options is likely to pop up a far more complex window than *Deluxe Paint*.

Colour control is also quite different, with most functions using HSV (Hue, Saturation and Value) rather than

RGB sliders. Once you get used to it, it's a far better system.

File Requesters

OpalPaint has separate Load and Save buttons, each of which open a file requester which users of top end graphics workstations will immediately warm to. Apart from the usual file list, *OpalPaint* also maintains thumb prints of each saved image and these are presented as part of the requester. To Load a previous image, just double click the thumb print. *OpalPaint* is filled with these kinds of touches. Truly a professional software package. More of the same please.

Drawing Tools

Above the Load and Save buttons is a familiar line of drawing tools, much the same as *Deluxe Paint*. A magic wand, which is not currently implemented, is one unfamiliar button. It fills an area of varying shades of one colour and automatically detects the edge. Stay tuned for the next release!

Selecting the tool options pops up a non-draggable window called the Area Fill Menu. From here you define how fill tools will function. There are no similarities to *Deluxe Paint* here. The fill options are Solid, Gradient or Brush Wrap and work globally. Adjust one tool and all others will work the same way.

Solid Fills can be applied over a selected paper texture. Gradient Fill works beautifully. You can build a selection of colours into the gradient, using a gradient box. The fill can be previewed in your selected direction, either horizontal, vertical, contour, user-defined, radial, and user defined radial. You can also specify a transparency gradient, which overlays the fill. Using this option you can for example make a gradient filled circle with soft edges in one fell swoop. Brush Wrap fills an area with a brush with optional warping (or bulging) from 0-100%. A forthcoming upgrade will support up to eight sets of defined gradients in memory at one time.



Lighting Controller

Leading a new way in Lighting

Amiga based digital lighting controller for theatrical lighting, also for Multi Media, Entertainment, Bands, Architectural & Display Applications.

Aladdin is a professional lighting controller, but it can do much more. It has features not found on lighting desks that cost \$50,000 or more. Since it's computer based unlike traditional lighting desks the software can be updated and adapted to suit your needs.

A500 Kit Version \$1595

Aladdin is to lighting as the Video Toaster is to video

Ring Mel for a demo disk. WB2.0 Req

Desktop Publishing

Cost Effective Desktop Publishing is at your finger tips when using an Amiga and any of the following packages:

Gold-Disk

Pro-Page V3.0	\$299
Pro-Draw V2.0	\$299
PageSetter V2.0	\$179
Gold Disk Type from	\$79

Soft-Logik

PageStream V2.2 \$399

Flicker Fixers

ICD Flicker Free Video 2

Compact deinterlacer for A500 producing the best quality results. \$495

Commodore A2320

Plugs in to the video slot of your A2000 or Phoenix Board. Genlock Compatible. \$350

MultiVision

Cheap de-interlacer for the A500 Rev. 6 A500 required. \$275

Call For Special Student & Teacher Prices

On: A3000
A2000
A600
CDTV
And Other Commodore Products

A1000 Support Phoenix Board

Replacement Motherboard - AMIGA 1000 Complete with - 2Mb RAM on motherboard, 68881/2 Socket, Drive Swap Switch, Kickstart Swap Switch for any two ROM positions (1.3 ROM supplied), SCSI controller on main board, A2000 Expansion Slot & Video Slot, Battery Backed Clock.

Standard Phoenix Board

1 Mb Chip / 1Mb Fast RAM \$799

Super Phoenix Board

Offers 2Mb Chip RAM \$895

Hard Drives

Internal Hard Drives - These are Quantum SCSI Hard Drives that fit inside your original AMIGA 1000 case.

52Mb	\$495
105Mb	\$699

8Meg Boards for A1000/PB

1 Mb populated	\$399
2 Mb populated	\$499

Phoenix SCSI Box

Add a second SCSI drive to an A590 or any Amiga with a SCSI port.

Basic box with cables, fan and power / activity LEDs. Powered from ext. FDD port. \$129
With 20Mb HD \$375
or a 52 Mb HD \$599
or a 105 Mb HD \$799

Multi-Media & Video

SCALA the professional presentation package. Allows you to perform incredible transitions between your graphs, text and images. Even allows synchronisation of Laser Disc Players, CD Players (CDTV), MIDI and even theatre lights via Aladdin.

SCALA now with SOUND	\$399
Presentation Master	\$369
Media Show	\$199
ShowMaker	\$499
Aegis Video Titler	\$189

Genlocks

VidTech Genlocks
Electronic Design Genlocks
RocTec Video Products

Colour Digitiser

Digitise straight from a colour camera or paused VCR with no need for filter wheels. Provision for both SVHS and composite input Offers quality and convenience. Complete with ColourView Software \$399
ColourView & Art Department \$499
Send for a disk with examples \$5.00
A1000/Phoenix board owners should order parallel port adaptor \$35
Compatible with A3000, System 2.0 and Digiview software

BLIZZARD

TURBO MEMORY BOARD

The best value for money Accelerator/8Mb board on the market.

It attaches to the 68000 socket. Suits the A500, A2000, A1000 & Phoenix Board. Features 14MHz 68000, 512k Shadow Ram to load Kickstarts, can be configured 1,2,3,4,5,6,8 MB using 256x4 or 1mx4 Chips (mixing is possible).

2 year warranty.

with no RAM	\$399
with Shadow	\$449

Phoenix Peripherals

Kickstart Swap Board

3 ROM Sockets + Ribbon Cable \$59

Video Breakout Box -

Scart, SVHS and RCA inputs and outputs Connect equipment with any type of connector \$69

Audio Digitisers

Complete with software \$55

ACE Analogue Joystick Adaptors

Use IBM / Apple joysticks with flight simulators etc. \$35

Phoenix Screen Filters

Reduces Interlace flicker \$25

MicroSwitch Boards

To repair Commodore mice \$15

2Mb Chip RAM for A500 (Kit)

Brings the Amiga 500 up to the 3000 standard of 2Mb of chip RAM. (Not Suitable for Beginners)
Kit with Ram only \$249

NEW "CIA Guard**"

Designed for protecting the CIA chips when parallel devices are constantly changed. Avoid costly repairs \$35

*Ideal for A600 with it's Surface Mount Chips



Phoenix

MICROTECHNOLOGIES PTY LTD

The **AMIGA** Specialists

TEL (08) 293 8752

FAX (08) 293 8814

18 HAMPTON RD, KESWICK
SOUTH AUSTRALIA 5035

*Prices are subject to change without notice.

Canon Printers

Your documents always look professional when printing with any of the Canon range of Bubble Jet Printers.

Canon Printers:

BJ-10ex	\$595
BJ-20	\$695
BJC-800 Colour	\$3995

BJ printer drivers are available

Tolerance Fills and Stencils


To cope with the complexities of 24-bit graphics, *OpalPaint* employs colour tolerance selection to make stencils or masks. In each case, an area is defined by selecting a colour and then opening up a tolerance range either side of the colour, using HSV sliders.

Using this feature you can pluck a man out of a background of trees, fill complex backgrounds with one colour whilst leaving a foreground object untouched and fill complex objects with a brush without spilling into neighbouring areas. It tends to be a bit on the experimental side when you first play with it, but a little toying with the sliders and the results are very impressive. You can also paint traditional airbrush style stencils or friskets.

Anti-Aliasing

Nothing looks worse than a brilliant 24-bit brush with jaggy edges. Using the anti-aliasing function, you can automatically smooth the edges on any shapes you draw, or brushes you stamp down. The downside on this baby is that the tops of circles tend to be lost, leaving a not so round shape behind, with great smooth edges. Not so slick.

Despite this small problem, I tried massive 164 point Outline-Fonts, with antialiasing on 100%, and the results are amazing. *OpalPaint's* text handling is reasonable for a program of this nature. There's full support for WB2.x's outline fonts. You type the text to be



rendered into a requester and *Opal* turns it into a brush.

Colour Requester

Sixteen million colours never looked so good. Choose your colour, then wash and stir with others to create new

ones or Load up preset colour swatches and select from there. Once again, thumbnail views of the swatches are provided on the file requester. Both HSV and RGB sliders provide dial up selection, or you can choose from the colour selection block, or from a named list of defined colours.

PD Guru's

Quality PD disks delivered fast.
All disks \$2.50

Celebrate Xmas with our special 2.0 compatible
10 disk variety pack for only \$25.00

- 1 - Super Car 1 - Our custom catalogue
- 2 - CD Player Demo - Great music demo
- 3 - Andromeda DOS - Mega demo with a clever Twist
- 4 - Silents Global Trash - Top demo by Silents
- 5 - No Man's Land - Two player arcade fun
- 6 - Dragon's Cave - Puzzle game with NDN graphics
- 7 - Utills I - Includes Imploder, Hacktrick 60hz + more
- 8 - Utills II - Includes Disk Solv, Super Duper + much more
- 9 - WB Hacks + Novelties - Assorted WB hacks + more
- 10 - Super Gnomes - includes Tanx, Croak and Microbe

PD Guru's provides a new concept in PD. If we don't find that the disk fits up to our standard, you won't find it here!
Either send away for our 10 disk Xmas pack, or send us \$2.50 for our catalogue and example disk:

PD Guru's 16 Kett St, Wangaratta, VIC, 3677

C64GamesPack

Mega Games Pack containing 380
top quality commercial and Public

Domain games for the
Commodore 64
Only \$39.95 • Disk Only •

COD AVAILABLE

Call or write for a complete
catalogue

Entertainment Software
21 Lawson Crescent
Taree N.S.W. 2430
Tel: (065) 52-6991

MEMORY EXPANSION

PRICES at Nov. 1st 1992

1MB x 1	- 80ns	DIP	5.50
4x256	- 80ns	DIP	5.50
41256	- 120ns	DIP	1.85
	- 100ns	DIP	1.90
1MBx4 (44C1000)	80ns	A3000 ZIP	23.00
1MBx4 (44C1002)	80ns	col static ZIP	23.00
1MBx4 (44C1000)	80ns	DIP	23.00
1MBx8	- 100ns	Simms (G.V.P.)	40.00
x8	- 80ns	Simms	46.00
4Mbx8	- 80ns	Simms	175.00
4Mbx9	- 80ns	Simms	195.00

Please phone for the latest prices. Sales tax 20%.
Overnight delivery, credit cards welcome.

pelham PTY LTD

Tel: (02) 980 6988 Fax: (02) 980 6991
1st floor, 100 Yarrara Rd, Pennant Hills 2120.
PO Box 382, Pennant Hills 2120.

We can take the Heat



Don't Get Burn't with Inferior Performance Reach for a Star



Engineering plans for instruction
Modeling of Star Cursor LDR 501
Client:
Multicoin Australia Pty Ltd.

Revisions:
A1 23/5/91
B1 30/2/91
C1 10/3/91

This is the property of the above company.
This joystick has been designed to handle the highest degree of abuse from the most aggressive of video game players. The joystick housing is to be constructed of the latest in plastics from the NASA research centre in Houston. Obviously, this joystick will represent the best available on the market.

Legend:
Date: 30/2/91
1:100
Drawn By: Drew Warfield
Tech Specs By: C. D. Warfield
Consulting Engineer: Stanley Blade
Electrical: Vince
Sales: Michael

Art Director: A. Pihly
Account Manager: K. Longshaw
Concept: Softswitch Productions

ENGINEERED TO LAST

Available from
all leading computer
stores.

Manufactured in Australia by:
MULTICOIN Australia Pty. Ltd.
17 Wrights Place, Labrador,
Gold Coast, Australia, 4125.
Telephone: (075) 37 5711 • Fax: (075) 37 3743

Available now

AMOS TOME SERIES IV

either as a complete package
or as an update for existing
TOME owners.

Please ring for details

DEJA VU SOFTWARE NOW HAS 106 TITLES INCLUDING:

- POWERBASE** - One of the best databases available for the AMIGA
 - ORGANIZED** - Full desktop diary
 - DISTANCE ESTIMATOR** - For all amateur radio users
 - GADGE 1** - Scrolling platform game
 - POWERTEXT** - Very good wordprocessor
 - FUN TO LEARN** - Educational, primary school
 - & many more top quality titles**
- Ring now for your free catalogue**

All titles packaged with full instructions \$14.00RRP

Don't forget we have one of the largest
P.D. collections in Australia.
If we don't have it, we will get it.

- All disks 100% Guaranteed.
(We will replace or refund)
- Owing to increased demand all P.D. disks
only \$4.00 each

All orders add \$2.00 p&p

Membership now available for the
"Australian division" of
the official U.K. AMOS club,
(not to be confused with the local AMOS club)
Call (03) 725 3379 for details.

Deja Vu Software is available from:

Express P.D., Townsville Qld, Ph (016) 787 125
Don Quixote, Toowoomba Qld, Ph (076) 331 561
Korella Trading, Belmont NSW, Ph (049) 458 455
TupSoft, Hornsby NSW, Ph (02) 477 5353
MVB Computers, Croydon Vic, Ph (03) 725 6255
Computerman, Mt. Lawley WA, Ph (09) 328 9062
Amiga PD Centre, St Agnes SA, Ph (08) 396 2163
Amiga PD Conn, Tuggeranong ACT, (06) 292 1054

ALLEN
COMPUTER SUPPLIES

Call for the Dealer
nearest you.

where you will get
more for your dollar!

Call (03) 725 3379

Fax (03) 723 1780

432 Dorset Road,
Croydon Vic. 3136

Latest 3 Disk PD
Catalogue
\$6.00



Brush Handling

Ten different nozzle shapes are available from the tool box, however a click with the left mouse button and the Nozzle Manipulation Menu appears. From here you can select from different artist's tools including chalk, texta, pencil, air-brush and water colour. There are also five different paper types. The paper depth and tool weight can also be adjusted. Both tools and paper type information are stored as external modules and may be added to as time goes by. Smart design.

Air brush mode, probably the most often used mode by serious digital artists, is not as fast as it could be. For most, the air brushing works well as long as you choose a low flow rate and build up the level of paint gradually. Fast brush strokes result in an inconsistent flow rate. Annoying, but workable as it is. A faster Amiga could be the answer. From this menu you have access to support for the Wacom and Calcomp pressure sensitive touch tablet. Other models will be supported in the future.

A brush can be sized, rotated, warped, saved and the handle moved. Brush scaling offers three levels of accuracy, with the best and slowest producing very little quality loss. Up to three brushes are held in memory at one time and you can swap and copy between these easily.

Modes

I've left the best to last. Like *Deluxe Paint*, *OpalPaint* offers several modes of painting - twenty presets with room for additional loadable modules. Many of these modes have adjustable levels. Rather than waste valuable words describing all these modes - check out the illustration.

With all these fabulous modes, nozzles, paper texture and the like you'll be glad to know there's a Panic button to restore *OpalPaint* to normal mode.

Other Features

Well, we really should have left more space for *OpalVision*, but it is

the December issue after all! So, other features I've skipped include Alpha Mode, Spare Pages, AREXX, the simple but usable *OpalPresents* slide show program (with image transitions), *Opal's* excellent Hot Key utility for popping up 24-bit images behind any application (including *Dpaint!*).

What's missing? Animation, perspective, animation, colour cycling (impossible), animation, full overscan support (without scrolling around), animation and animation of course. *Opal* plans to fix these small shortcomings with future software upgrades, including animation.

Conclusion

Opal Technology deserve recognition for their persistence, talent, professionalism and technical skill. *OpalVision* is an impressive piece of hardware, whose few problems will no doubt be overcome in future updates to the software.

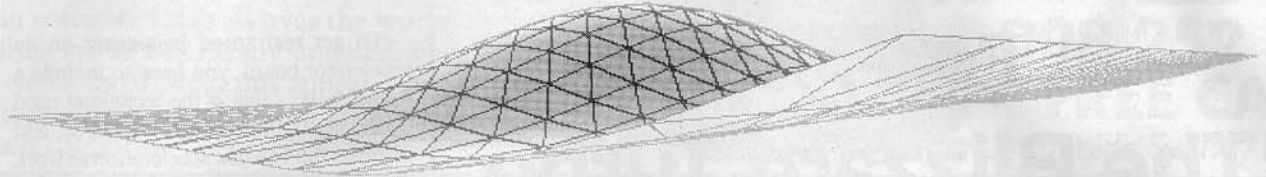
Although often compared to systems costing many times the price of most motor cars, in all fairness *OpalVision* does not really compete with *Paint Box* systems - yet. It is clearly hot on the heels of this kind of technology and with more development in the animation department, and a little extra speed, *Opal Technology* may well be replacing much more expensive systems. Some say that resolution lets this device down, and whilst there is some truth in the advantages to higher systems, it's always at a much higher price.

For the money, *OpalVision* is top value, lots of fun, and we will no doubt see some serious work happening. *Scala* have an *Opal EX* module almost ready and the new *AnimPlayers* for running 10-res, 12,15,18 and 24bit anims or 8-bit full overscan, hi-res anims mean professional applications of this hardware are ready to go.

Even if only half the promised addons arrive, *Opal Technology* will go a long way.

For more information contact *Opal Technology* on (02) 899 4322. RRP \$1195. □

ADVANCED TECHNOLOGY



REAL TECHNICAL SUPPORT

DIGITAL NON-LINEAR EDITING - \$3,999

*DIGITAL EDITMASTER - Full motion, Full screen, Broadcast quality CCIR601 specified, LSI LOGIC JPEG technology with 4:2:2 processing, EDL software with timecode support.

24 BIT FRAMEBUFFER WITH 2048 X 2048 RESOLUTION AND 160MFLOP POWER CAPABILITY - FROM \$5,000

*VIVID 24 - A powerhouse rendering engine and DVE generator with user defined resolution.

16 BIT - 8 TRACK DIGITAL STEREO AUDIO - \$2,625

SUNRIZE STUDIO 16/AD516 - CD quality audio, Record and Play simultaneously, MIDI and video integration, EBU timecode synchronization, variable sampling rate.

**ALIAS 3D ANIMATION PERFORMANCE - \$1,399

REAL 3D V2.0 - Outperforms the best Silicon Graphics can offer with intuitive animation at a fraction of the cost. **ALIAS is a Trademark of Alias Research Inc., Canada

REAL 3D CLASSIC (V1.42) - The low cost solution for the professional user - Value at \$299

PROFESSIONAL QUALITY TBC - \$2,200

PERSONAL TBC II - Full frame, 5.5MHz b/width, Ext. Sync. input, programmable Video, Black and Chroma levels, Y/C Delay and Colour Balance, Horiz. and Sub-carrier Phase / Composite, S-Video inputs and outputs, Transcoding.

VECTORSCOPE/WAVEFORM MONITOR - \$1,899

PERSONAL VSCOPE - Uses DSP technology to give better than 1% accuracy.

IMAGE MORPHING AND WARPING SOFTWARE - \$349

MORPHPLUS - A truly pro 24 bit image manipulation tool that is lightning fast.

35nS BROADCAST TITLER - \$399

BROADCAST TITLER 2 Super HiRes - Multiple transitions and fonts.

All prices include sales tax and are subject to change without notice.

PROFESSIONAL DESKTOP VIDEO AND GRAPHICS SOLUTIONS

CALL NOW for brochures, pricing and demonstrations

* AUSTRALIAN DISTRIBUTOR FOR DIGITAL MICRONICS INC. PRODUCTS



Color Computer Systems Pty. Ltd.
18 Appleby Street, Balcatta W.A. 6021
Phone: (09) 345-3343 Fax: (09) 349-5155

A Faster A500

The Blizzard Turbo Memory Board

It's fast, it's big and it's hanging off Daniel Rutter's A500! The Blizzard is a budget end way to up the power in your A500, but is it a performer or just a flash in the RAM?

The biggest limitation of the bog standard Motorola 68000 based Amiga is that in raw number crunching terms, it's a bit on the slow side. Amigas which are many times faster are available. Raw number crunching is certainly not everything and we all know that the Amiga's graphics and sound are a big plus - but it certainly doesn't hurt to have a bit more grunt when you need it.

Until recently, the main way to get this was by spending large money on a 68020 or 030 board, which is certainly nice if you can afford it but remains well out of the price range of the average punter - most nudging \$1000. The alternative was to spend more than \$300 on the AdSpeed accelerator, which is a cached 16MHz 68000.

Cheap Accelerators - What's The Difference?

A brief digression to clear up the confusion about accelerators. The big problem with accelerating Amiga is that you can't just whack in a processor that can handle more speed and change a clock crystal. This tactic doesn't accelerate the Amiga's custom chips, so the total speed increase remains unexciting. There are several Public Domain designs out there for such straight 16MHz processor accelerators, but in everyday use you'll only see about a 10% increase in speed, with maybe 80% on specialised stuff like archiving.

The advantage of such designs is they're dirt cheap - maybe \$50 if you build them yourself, around \$100 if you buy them (though I've not seen any reliable commercial designs as yet). Another cheap accelerator option is the one I use - the 68010 processor. With the addition of a simple patch program, the 010 is plug-in compatible with the 68000, costs maybe \$35 new and gives roughly the same speedup as a 16MHz 68000 with much less hassle.

Adding fast RAM to your machine - RAM above the standard 1Mb - will give you a good 30% acceleration more or less across the board with exactly the same processor. This is because so-called "fast" RAM such as comes in the A501 expansion is just as slow as Chip RAM - it just can't be addressed by the custom chips unless a modification is made. So simply plugging in an extra meg or two will give you a better overall increase in speed than any amount of jiggering around with a basic 16MHz accelerator.

To get real speed happening on an accelerator board, you have to include a RAM cache - this is the technique used by the big 020, 030 and 040 boards, and it allows the 16MHz acceleration to work properly, and gives a true 100% increase in speed with even more on some functions. The AdSpeed has this, and has thus sold quite well over the many years it's been available, but the Blizzard looks set to unseat it.

Off with the Lid

The basic design of the Blizzard's accelerator section is the same as the Adspeed's, but it also includes room for up to 8Mb of RAM expansion - which is used as the cache - and on top of that the Blizzard features "Shadow RAM", which allows the operating system to be copied into a 512K RAM bank for a slight extra increase. This feature was previously confined to monster accelerators.


The advantage of a RAM (as opposed to ROM) based operating system on a big accelerator is that everything will move along faster, since the accelerator's access to RAM is much faster than normal ROM access. On the Blizzard board, the increase is only slight, since the 16MHz 68000 hardly beats ROM speed anyway. But the Shadow RAM still allows you to use an operating system that isn't actually in your machine - avoiding the need for a KickStart swap board to get badly written programs to run.

Before you install your Version 2 ROM, you just run the GRAPROM program which comes with the Blizzard (and isn't actually mentioned in the manual, but no matter), and it'll read your old

ROM into a data file which can be loaded into the Blizzard via either of its two configuration programs, both of which thankfully ARE dealt with in the manual.

Getting a KickStart file from someone else, without actually buying the ROM, is piracy. The Amiga's operating system is copyrighted to Commodore, and copying it without paying is the same as any other piracy, and subject to the same \$50,000 fine should you be caught. Technically, so is making your

Figure 1



Computer Discounts

The One-Stop Multimedia Solutions Shop

Software

Animagic	\$169	Karafonts Headlines #1 - 4	\$ 89
Audition 4	\$125	Karafonts SubHeads	\$ 89
ARexx	\$ 65	Kara Animfonts #1 - 4	\$ 75
Art Dept Pro v2.0	\$ call	Dr T KCS 3.0 Level II	\$369 !
AssenPro	\$140	Lattice 'C' latest version	\$379
AudioMaster III	\$ call	MapMaster	\$ 85
Bars & Pipes	\$199	Masterpiece Fonts	\$249
Bars & Pipes Pro	\$359	Masterpiece 3D Fonts	\$128
Bars & Pipes Multimedia Kit	\$ 79	Math Vision	\$229
Blitz Basic Professional	\$199 !	PageStream 2.2	\$294
Buddy System/Imagine	\$ 69	PageStream PostScript fonts .. from	\$ 99
Buddy System/Pagestream	\$ 69	Pen Pal	\$149
Buddy System/WB 2.0	\$ 69	Perfect Sound	\$149
Broadcast Titler 2.....	\$369	Photon Transport Controller	\$349
BT2 Font Enhancer	\$189	Pixel 3D v2.0	\$call
CanDo	\$145	Pro Draw 3.0	\$call
CDROM FileSystem	\$ 75 !	Professional Page 3.0	\$229
Copyist Professional	\$369	ProWrite v3.2	\$call
CPA Stop Frame Controller	\$949 !	Pro Video Post	\$399
CrossDos with new PC Emulator	\$ 64	Pro Video Fonts	\$ 72
NEW! Cycleman - human frame anim-		Pro Textures vol 1	\$ 79
ation for Imagine	\$ 89 !	Quarterback	\$ 79
DeluxePaint IV	\$175	Quarterback Tools	\$ 99
Deluxe Music	\$ 95	Raydance	\$115 !
Deluxe Video III	\$ 95	RxTools	\$ 65
Design Works	\$149	Saxon Publisher	\$ 369
DigiView Gold 4.0	\$239	Scenery Animator v2.0	\$119 !
DigiView MediaStation	\$299	Showmaker	save \$100.....\$399
Director 2.0	\$159	SpectraColor	\$ 99
Directory Opus Pro.....	\$ 67	SuperBase Personal	\$ 99
Dr T's Tiger Cub	\$119	SuperJam.....	\$159
DynaCADD	\$1099	Surface Master	for Imagine.....\$ 85
excellence!	\$189	TechnoSound	\$ 75
Final Copy 2	\$ 129	VistaPro v2.0	\$149 !
Foundation	\$329	UltraCard	\$ 99
Gold Disk Office	\$329	Understanding Imagine 2.0	\$ 69 !
High Speed Pascal	\$275 !	Script 4D	\$ 299 !
Imagine v2.0	\$call	Wordworth	\$289
Imagine Companion (book & disk)..	\$ 49		
InterChange	\$ 65		
InterFont	\$130		

AMIGA SALES & SPARE PARTS

New Products!

Morph Plus by ASDG

FASTEST, EASIEST, HIGHEST CINEMATIC QUALITY. Combines several high-end techniques into a unique and impressive interface. Set points as vectors that connect specific points on the two different images. Each vector mathematically warps the image. View points as line segments or individual points. Zoom feature. Ribbon mesh for ultrasmooth and very precise transitions. Three minutes per frame rendering. Includes FRED for true full-motion morphs. Apart from warps and morphs, there is Ripple Generator (for water, glass, gelatin, etc. effects). Create multiple ripples and have them interact when they contact. Arexx compatible for further flexibility.

SUPER SPECIALS

GVP 68030 - 40MHZ - 4MB	\$1799
IMAGEMASTER	\$call
WShell	\$69
SAS Lattice C (latest)	\$379
Lattice C ++	\$379
Sculpt Animate 4D - save \$250	\$499
Hot Links for Pagestream	\$95
Kara Fonts series - save 20% each	\$69
Power Windows	\$99

Blitz Basic Professional \$199

At last! If you thought Blitz Basic showed promise, you have to see Blitz Basic Professional! All new, it features an inline assembler, full AmigaDOS library support, hundreds of new commands, C type structures, 24 bit graphics support, full serial port support, speed of machine code. You simply *must* see this! Upgrades OK.

Products & Services

Hard Drives

Conner 20Mb \$ 249	Fujitsu 45Mb\$ 349	Syquest Removable
Quantum 52Mb \$ 459	Fujitsu 90Mb\$ 549	Drives - 44MB/88MB
Quantum 105Mb \$ 649	Fujitsu 105Mb\$ 659	from\$620 with cartridge
Seagate 210 Mb \$899	Fujitsu 182Mb\$ 999	44MB cartridges \$149
FUJITSU 520Mb SUPER SPECIAL...\$2099 All drives are SCSI 3.5"		
2 yr warranty on Quantums - 5 yr warranty on Fujitsu >300Mb		
Special bundled prices with A2000 hard cards. Tell us what you need!		

We sell GVP products - call

GVP MEMORY FROM \$60 per Mb

A500 Hard Drive - \$589!

External unit - no installation - plug and go!
Several other types with 8MB memory boards
- add \$80 per MB

*US Magazines Amiga World, Amazing, Amiga Video

Epson/Canon/Citizen Printers at lowest pricing

CD-ROMs - NEC, TOSHIBA, SONY - call for best prices!

We sell Amigas and match prices - delivery, too!

A3000 memory - best price in the country!

monitors - 1960 \$799 *less with A3000

large screens available - composite/multi-sync

Hardware

At-Once Plus IBM Emulator	\$455
M.A.S.T. Minimegs - 2 Mb Fast RAM for A500 - external	\$259
M.A.S.T. Minimegs - 2 Mb Fast RAM for A1000	\$379
M.A.S.T. Enhanced Unidrive with track display, AntiVirus....	\$149
M.A.S.T. Twindrive - dual external floppy with no click	\$259
Internal A500 & A2000 drives	\$169
IVS Printerface - extra printer port	\$ 99
ICD Flicker Free Video	\$call
PP&S Doubletalk - AppleTalk compatible networking	\$699
PP&S 68040 Accelerator for A2000	\$2495
PP&S 68040 Accelerator for A3000 (incl. 2.04 ROMs)...	\$2395
Miracle Piano Tutoring System	\$599
Prism Professional Colour Splitter	\$489
Maestro 2400 baud modem	\$299
Maestro 9600 baud V32 modem	\$599
Maestro Fax Modem - includes Amiga Software!	\$389
Maestro Fax Modem with MNP, V42, V42bis & software .	\$449
Graphics tablet	\$399
CD-ROM for Amiga -	packages from \$649
CBM A2320 - Flicker Fixer for A2000	\$339
CBM A2322 - 7 port Serial card	\$329
CBM A2630 - 68030 Accelerator board with 68882/2Mb ...	\$call
CBM A2630 - 68030 Accelerator board with 68882/4Mb ...	\$call
DKB 2632 - up to 112 Mb RAM for A2630	\$call
M.A.S.T. Flash 2000/8 - 8 bit SCSI/RAM card	\$249
M.A.S.T. Flash 2000/16 - 16 bit Turbo model	\$349
Alfa Hand Scanner - 256 Grey Scales (OCR option).....	\$499
DCTV - Composite colour display/ animator/ digitiser	\$899
DCTV ProPack - includes Draw 4DPro & Tutorial Vid ...	\$1199
CrystalSound - Professional 8 bit sampler	\$199
SAM - SMPTE and MIDI interface	\$299
Kickstart ROM Multi-switcher board - 3 types	from \$ 39

Genlocks, StopFrame Controllers, Emulation Boards

8 Shepherd St Broadway NSW 2008 PO Box 249

○ Tel: (02) 281 7411 ○ Fax: (02) 281 7414

Prices subject to change without notice

own kickfile since Commodore do not issue a copying license, but nobody in their right mind would prosecute you unless you gave the file to someone else.

The Need For Speed

To the important stuff - how fast IS the Blizzard? Without any expansion RAM, not very - only 1.17 times straight A500 according to SysInfo, and 0.89 times the speed of an ordinary 7MHz 68000 based machine with true fast RAM (i.e. expansion above the basic 1Mb).

Add some onboard RAM, though, and you're talking 2.66 times straight 500 speed, 2.02 times fast RAM speed, and a very respectable 0.70 of the speed of the A2500's A2620 14MHz 68020 card! You're still only running at 6% of the speed of an 040, but you've also paid a tenth of the money. Putting the OS into RAM gives a tiny increase on top of this - about half a percent.

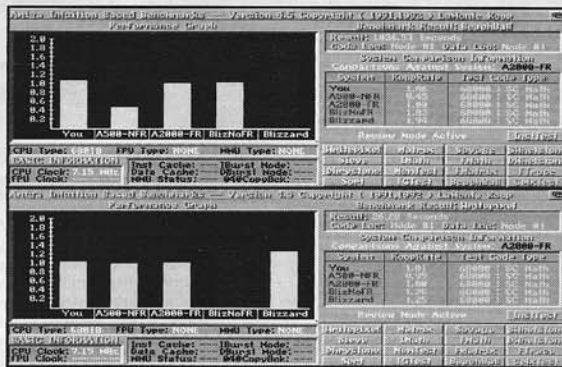


Figure 2

As you can see, getting a Blizzard without extra RAM is a waste of time - my 68010 is 17% faster for 10% of the price. With no RAM and no Shadow RAM either, the board is a \$399 dead loss. Add Shadow RAM - which doesn't give a significant speedup but does simplify running your machine - and the price goes to \$450. With a megabyte of fast RAM the board'll set you back \$550, which looks a little suspect to me since DIP RAMs of the type it uses sell cur-

rently for less than \$60 a megabyte - memory board manufacturers often overprice their RAM to boost profits.

With a modicum of do-it-yourself ingenuity or a friendly tech, you'd probably be able to save the thick end of \$100 off the price of a 1Mb Blizzard with Shadow.

Performance Tests

As you can see in the accompanying screenshots from Amiga Intuition Based Benchmarks (AIBB), the Blizzard really creams the competition in basic number crunching, as shown by the Sieve and Dhrystone tests in Figure 1. The comparison base is a 68000 Amiga with fast RAM, and the column labelled "You" is my 68010 machine. The performance of the Blizzard without fast RAM is pathetic - slower than an unexpanded 500 - but add RAM and you've got twice the speed of the regular fast RAM 2000.

When you start to talk graphics, as

SOFTWARE To Go

Australia's Leading Mail Order source of software and accessories for

**Commodore
AMIGA**

**Commodore
64**

For your Free Catalogue

Phone (02)457 8111 Fax (02)457 8739

or write to: P.O. Box 5A, Mt. Kuring-Gai, NSW 2080

Trade names belong to their respective registered owners

MEGA SALE CONTINUES

OPALVISION Call for a Demo
TODAY

All GVP Hard Drives	Pixel 3D	\$140
and Accelerators	Call Media Station	\$350
512K Ram Exp	Page Stream V	\$399
RocLite Ext Drive	Sim Earth	\$89
Roctec Mouse	ET Rugby League	\$59
Optical Mouse		

Wico Joysticks	\$10 off
Mouse Mats	\$10
3 1/2 Disk Cleaners	\$5

**SHOP4
Computers**

Cnr Burelli & Atchison Sts
Wollongong 2500

AUTHORISED COMMODORE
DEALER

Phone (042) 26 2688
Fax (042) 27 3527

seen in the WritePixel test at the bottom of Figure 2, the difference is less spectacular. Since most of the work still has to be farmed out to the custom chips, fast RAM and processor speed don't help the Blizzard as much - in fact, the version with fast RAM disabled came out 2.5% ahead, but that's just a measurement glitch. But it's still a good 25% faster than the competition. And the BeachBall test at the top of Figure 2 - in which the machine simulates a "real world" task by raytracing a picture of a ball - shows both the Blizzard back up to speed and the appalling slowness of a machine with no fast RAM - less than a quarter of the Blizzard's pace.

AIBB has a further 13 tests on top of those shown, but they all say much the same thing - twice the speed of a fast RAM 68000. If you currently own a one megabyte machine, the improvement will be even more dramatic.

Installation

Installation is amply covered in the

clumsily translated but perfectly comprehensible manual - all you have to do is plug it into your 68000 socket and power up. If your machine already has RAM expansion above a megabyte, it'll probably clash with the Blizzard and either it or the Blizzard's RAM will have to be disabled; since only the Blizzard's own fast RAM can be used as a cache this is not desirable.

Also, if you already have a KickStart swap board in a 500 you'll have to get rid of it or invest in a couple of spare 68000 sockets to jack the Blizzard up far enough for there to be room to fit the accelerator board over the top. Both of these problems are not serious, since the Blizzard fills the functions of RAM expander and KickStart swap perfectly well itself.

I had some problems installing the Blizzard, since my 68000 socket has had so many things plugged in and removed over the years that it can't muster the grip to hold in anything bigger than a single chip, but anyone who's never touched the CPU socket before should

have no problems.

Conclusions

The Blizzard's biggest market is A500 owners, but it fits just as well into 2000s or even 1000s, with or without Phoenix board (a \$35 zig-zag adaptor board is available to mate with the Phoenix). It's made in Germany and looks very reliable - which is just as well, since its four-layer PCB would be a dog to work on if anything serious went wrong. Installing RAM, however, is a simple matter of plugging in the chips and setting DIP switches (not fiddly jumpers) as directed in the manual.

Overall, in the Blizzard we have a fairly well priced, reliable everything-board which gives plenty of RAM while leaving the 500's side expansion slot and the 2000's card slots free, and it gives dual operating system convenience too. This board deserves success.

For more information contact Pheonix on (08) 293 8752. RRP with no RAM \$399. With Shadow \$449. □

Computer Adventure Games - Hints and Tips

(The Second Adventurers Realm Hint Book)

Detailed clues to over 25 top notch adventure and role playing games

\$10 from your newsagent

OR BY MAIL ORDER: POST OR FAX YOUR ORDER to Saturday Magazine Pty Ltd, 21 Darley Rd, Randwick 2031. Phone (02) 398 5111, Fax (02) 398 5322. (Write us a note if you don't want to use this form)

Please send me copy/ies of Computer Adventure Games - Hints and Tips (The Second Adventurers Realm Hint Book) for \$10 each including postage.


I enclose a cheque or money order for OR My Bankcard Visa card Mastercard number is

..... Name (print)

..... Signature

..... Address

..... Postcode



Show Report

AMIFORUM 1992

by George Kimpton

As the first spring flowers blossomed in Sydney, the Amiga User Association held its third AmiForum Show at Parramatta Town Hall. Harry Scruton, Bob Bliss and the other workers did a wonderful job yet again.

One thing that is always noticeable at Amiga shows is the enthusiasm of both those behind the display tables and the visitors who come to see what is new and spot any bargains to be had.

This enthusiasm is the lifeblood of these shows and hopefully compensates for the lack of visible support from Commodore itself. One thing is for sure this, year's show didn't disappoint with new products to be seen and drooled over.

With eighteen stands on the main floor and two displays - cum - seminars up on the stage, the hall was crowded with enthusiasts. In the more popular areas such as the seminars and the Amiga 4000 it was standing room only with a long wait to get to the front and see what the excitement was all about.

Exhibitors

All the usual stands were there including AmiTech, Sigmacom, Clover Partners, Shadow Software, DataFlow, The Disk Company, CPA, Prompter Presenters, Harris Hi Tech, Unitech, Computer Discounts (MAST), Megadisk, Tony Day, TupSoft, Lizard of Oz Games, Black Knight, Desktop Utilities, Impact

Camera House and of course the latest addition, Opal Technology.

One notable omission was the effervescent Karen and The Hard Disk Cafe team who have always been such strong supporters of the Amiga. (Latest news is that Hard Disk Cafe appear to have closed their doors - more on this sad news soon.)

New and Interesting

There were plenty of goodies on show and on sale. Mark Harwood of Sigmacom had a CD Drive for the 2000 on show which will be bundled with Xetec software at around \$799 internal and \$899 external. It will recognise CDTV and audio disks and a range of formats and will work with bridgeboards and Mac Emulators.

A new morphing program from GVP, CineMorph, certainly looked very interesting. It was fast and smooth and best of all, easy to operate. Black Knight were showing off their 2Mb Chip RAM

conversion along with a Multiple Kickstart board, a sound digitiser and an EPROM programmer to allow you to burn in your own Amiga chips.

The chip conversion unit, called Top Chip, is very easy to install. You just unplug the Agnus and Gary chips, insert the board, and replace the chips and hey presto 2Meg of Chip RAM at your disposal. Great for Opalvision and certainly much cheaper (\$269) than imports as Top Chip is locally made. I think it also allows software switching of hardware items such as Accelerators and Chip Memory.

Garry Cohen (CPA) and family were showing off his stop frame controller and a series of anim disks for those wedding productions. I gather some other anim packages are in the pipeline for the near future.

Shadow Software, a relative newcomer, made their first appearance with displays of software and printers. Shadow comes with a wealth of experience in servicing and is looking to support Amiga users from their shop in Victoria Road at Parramatta.

Clover Partners were joined by Muirfield Technology High School from North Rocks and one interesting item noticed on the stand was a series of educational software (Satchel), from South Australia. It's good to see more educational software coming out for the Amiga as this is one reason for its lack of penetration in schools.

Seminars

Perhaps the highlight of the show was the lectures or seminars and demonstrations up on the stage by Opalvision and Impact Camera House. As soon as one show finished the chairs were turned around and away went the other show, almost non stop.

Opalvision needs no introduction, particularly to those who have been fortunate enough to see it in action at the World of Commodore or elsewhere

From left: Tony Pitterino, The Disc Company; Peter Fedor, Commodore; Mark Tyler, Commodore



but it certainly drew the crowds as well it might.

Multi Media is the buzz word today in business and Peter Szekely of Impact Camera House certainly showed the Amiga can hold its own with the other systems. Using *Scala*, *MediaPhile*, the GVP IV-24 Video Board and the Sunrise AD1012 digital sound processor board he put on quite a show and there were no spare chairs at the demos.

Amiga 4000

Last but not least the supposed star of the show, the Amiga 4000 (Beta version) running on WB 3.0. Hiding in a borrowed case and exhibiting a severe case of split personality with a 3500 model label on the front, the 4000 display was queueing room only. It was just about impossible to get near it, let alone play with it, so I had to



Mark Harwood, Sigmacom; Bruno Galati on right

settle for peeking over someone's shoulder.

Workbench 3.0 on the surface does not seem to have changed much from 2.04 but has a few new features including *CrossDOS*. The 4000 itself certainly seemed to run at a smart clip with the new Advanced Graphics Architecture and co-processor chips.

It will be capable of displaying up to 256,000 colours on screen from a palette of 16.8 million and is said to rip along at around 20 million instructions per second. That sure is moving.

It will also come standard with a 120 Meg hard drive, 6 Meg of RAM and a dual speed high density floppy drive. Sounds like the Amiga is set to hold its place up there with the big boys but still at a more cost effective price.

Departures

Sad to say Harry Scruton tells me this is his last show. He and his helpers have done a marvellous job in the past, with little known about all the behind the scenes work. The Amiga Users Club will be looking for someone to take over the reins for next year.

They are also looking for new members (joining fee \$35) and at \$25 a year it's good value with an excellent and informative bi-monthly magazine and much more. Applications to PO Box 389 Penrith, 2750. □

PCM COMPUTERS

3.5"	DSDD Disks	\$6.50
3.5"	DSHD Disks	\$12.00
5.25"	DSDD Disks	\$4.10
5.25"	DSHD Disks	\$8.00

All Disks come packaged in plain white boxes of 10, and have a lifetime warranty.

200 Watt A500 POWER SUPPLY

- Quality Switchmode Design.
- Power Passthrough.
- Built in Fan.

\$130
Changeover

PCM COMPUTERS Pty Ltd
PO Box 70

Noble Park 3174

Phone: (03) 701 0343

Fax: (03) 701 0077

Prices subject to change without notice

Call for prices on other
Amiga & IBM
hardware, systems,
mods and repairs

GVP Series II for A500

52 Mb Quantum & 2Mb RAM	\$935
120 Mb Maxtor & 2Mb RAM	\$1338
Extra 2Mb RAM	\$120

GVPA530 COMBO for A500 40 Mhz 68030, 32 bit RAM

60 Mb Maxtor & 1Mb RAM	\$1750
60 Mb Maxtor & 4Mb RAM	\$1950
120 Mb Maxtor & 1Mb RAM	\$1950
120 Mb Maxtor & 4Mb RAM	\$2150

Why buy from PCM ?

Because these companies do!

Australia Post, Defence Department,
Australian Weaving Mills, Australian
Wheat Board, New Zealand Insurance, NEC
and Government Hospitals.

Video Director

Desktop Video Editing on the Cheap

If you own a video camera, VCR and an Amiga, you have all you need to get down and edit your own home video production. Video Director makes the entire process computer controlled.

Death, taxes and pictures of the camera person's feet. A certainty of life. Even the best video operator will want to edit out the bad bits. The easiest way is to copy what you want from your camera to a VCR. Trouble is, remembering where all the good shots are, and finding them before the REC-Pause on your record deck gives up.

Video Director, at around \$249, provides the necessary software and hardware to control your camera and VCR directly. In a worse case situation you can at least use it to log your video tape to make finding worthwhile shots a snack.

Hardware

Here's how it works. Ideally, you should be using a camera with a SONY style CTRL-L port, sometimes marked Remote. This port is common to almost all Sony cameras and of late has started appearing on numerous other brands including Canon.

My setup includes the Canon EX-1 Hi, and of late I've had a long loan of the new Sony 6000. Both cameras are Hi-8, offering excellent video quality - probably the best in the Prosumer range. Both camera have a CTRL-L port which when connected to the Amiga's serial port, sends the tape counter position out and receives tape shuttle commands in.

Having spent all my spare money on the camera, my record deck started out as the family VCR. With the heads cleaned and a quick dust down, this turned out to be an acceptable start. Eventually I invested in the Panasonic FS-90, a S-VHS deck with Jog and Shuttle, Insert Ed-

iting and Audio Dubbing - all you need to create reasonable quality home videos, not to mention the odd wedding, and commercial jobs too.

Your equipment will probably be different. I researched the subject heavily to arrive at the above configuration. It's an idealistic setup. *Video Director* will work equally well with much cheaper gear. However, the point is, you can create a serious desktop edit suite using top of the line consumer equipment and achieve meaningful results without going to the far more expensive professional hardware.

Video Director controls the record deck using an Infra-Red transmitter connected to the Amiga's joystick two port. You train the software using the infra-red controller from the record deck. After that, operation of both camera and record deck is controlled by a series of gadgets on *Video Director*.

Operation

Once everything is installed, and the appropriate drivers selected, you can start

work. The first step is to calibrate the camera (or source deck). Even with the Sony 6000 time code, the software currently insists you rewind the tape, click the calibration gadget, reset the camera counter and you're ready.

As long as you only control the camera from the software, you only need to do this once. However if you eject the tape without telling *Video Director*, or change the tape position manually, you'll need to recalibrate.

Now you're ready to log your raw footage. Hit the play gadget and when you find a useful segment, click the start gadget. The start point is recorded and then you position the tape at the end of the segment. Hit the end button, name the scene and add it to your log.

Video Director builds a library of every tape and segment you log. So, at the very least you can use it to catalogue your tape library. However, for editing purposes, the segments you log can be rearranged, shuffled about, and then assembled as a new video.

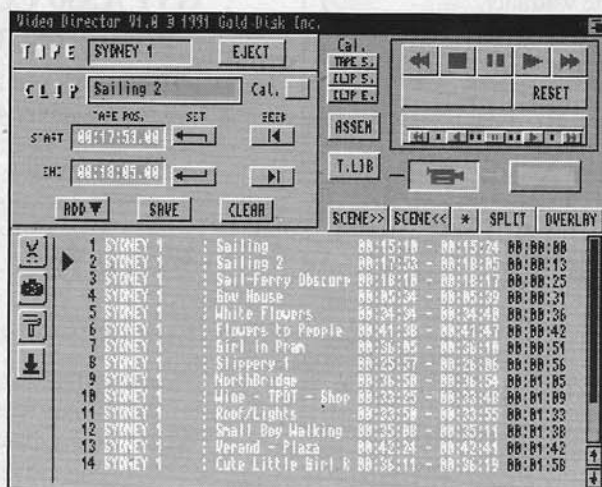
Using simple cut and paste gadgets, you move all the segments logged from your source tape into some kind of order. You can also include still graphics, divide the log into scenes which can be collapsed and expanded and moved around. When everything is in order, hit the ASSEMBLE button, and *Video Director* will locate all those fabulous shots from your camera and copy them one after the other onto your VCR. This is called assemble editing. It's a little crude compared to multi-source tape editing, (A-B Roll) with fancy dissolves between

segments. However it sure takes the tedium out of editing and makes it fast and fun to create great looking videos.

If you have a genlock you can use the graphics overlay capability of *Video Director* to sequence IFF images containing titles, opening screens and the like.

Problems

In day to day use, I discovered a few niggly problems with the software. Although it worked well during the assembly process, I was greeted with



the occasional software failure when shuffling segments around. Providing you save on a regular basis, this is not a big drama.

The biggest hassles related to missed edits. In other words, during the assembly of logged segments, some would be missed out. Normally this was because the unpause operation didn't trigger the record deck. Increasing the burst of signals seemed to help this one. But to this day, I've found the program only works 100% reliably on an accelerated machine.

The other major bug is in the timing of the segments. From the options menu you can view the cumulative time of your segments. The last time of the last segment is the length of the edit. So you want three minutes worth of footage, you

just add the time of the last segment to the last time displayed and work out if you have enough, right?

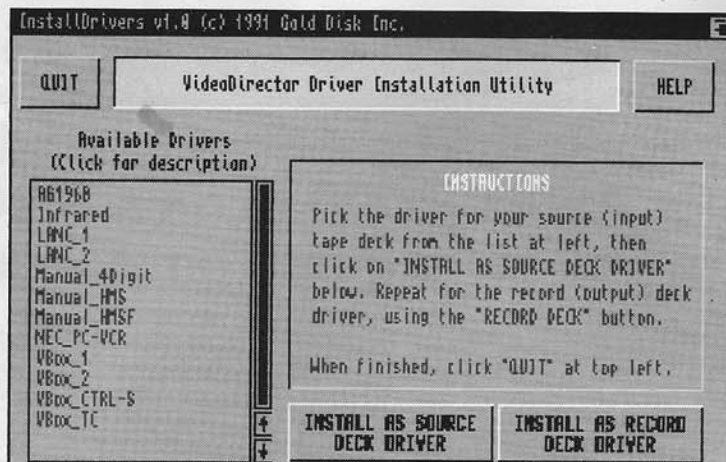
Wrong! The cumulative time does not allow for the number of frames beyond each whole second. Over a number of clips, the time gradually goes out of whack until the last segment, where it might be wrong by ten seconds. Very

annoying. In the end you have to time run your edit once and time it using a stop watch to see if you need to add segments.

The Up Side

Logging a tape means you can always come back and create a new edit in minutes. You can easily insert segments and re-run the assemble to create a longer video. You can also juggle scenes around, or delete scenes easily. The idea of logging a video,

shuffling around the segments, hitting assemble and then heading out for lunch is very appealing. Once you have all the gear working reliably *Video Director* is a dream to use. For more information contact Desktop Utilities on (06) 239 6658. RRP \$249.



Amiga
500 1000
2000 owners

Do you need more **SPEED ?**
Do you need more **MEMORY ?**
Do you need to run **MULTIPLE KICKSTARTS ?**

From
\$399
\$449 with Shadow

FEATURES:

- Memory Expansion for up to 8Mb of FAST RAM.
- Upgradable with 1,2,3,4,5,6 or 8Mb of FAST RAM.
- Common 256Kbit*4 or 1Mbit*4 memory chips can be used.
- Additional 512 Kb memory bank for Shadow RAM.
- The Blizzard Board makes the Amiga reach the performance level of a 16 MHz AT-Compatible computer.
- 68000 CPU at 14 MHz.
- Switchable between 7 and 14 MHz operation modes by software or hardware.
- Full DMA compatible memory.
- Fully autoconfiguring memory.
- Switchable FAST RAM enable or disable option.
- 2-year limited warranty.



The Blizzard Board has recently been reviewed by the German magazines.....

Amiga Plus 8/92- "Highly recommended for everybody who needs more speed and memory for little money"

Amiga Joker 9/92- "Competitive review of 4 low cost accelerators (incl. an '020 board and ICD AdSpeed): "The **Blizzard** board is the leader (of the test group)....."

BLIZZARD
TURBO MEMORY BOARD
SOLE DISTRIBUTOR



S
i
g
m
a
c
o
m

sigmacom

Suite 2, 1st Floor
104 Cronulla Street
Cronulla NSW 2230

mobile:(018) 25 7471
facsimile:(02) 544 1873
phone:(02) 544 1872

AMIGA 3000 / 4000 Trade Ups

Now is the best time to trade up from your A2000/3000 to an A3000 or A4000. Call for a quote on your system.

SyQuest Removable Media

44 Mb drive with cartridge \$799
88 Mb drive with cartridge \$1049
Verbatim 10Mb cartridge drive with cartridge \$349

GVP Impact 500

Call for a NEW
LOW price

NEW PRODUCTS

GVP A530 40 Mhz Accelerator for the Amiga 500

This unit looks just like the GVP Series II hard drive, but is really a 40MHz 68030 + 68882 'Combo' box. 32-bit RAM is expandable to 8Mb, and the unit comes complete with a Hard Drive. Call for pricing, and special upgrades for GVP owners.

GVP 68040 33MHz Accelerator for Amiga 2000

This board comes complete with 16Mb 40ns RAM Phone for best pricing.

Amiga 4000 Call for availability and prices

EMPLANT Mac/IBM Emulator call for details

New Amiga 500 68030 Accelerator
from CSA UNBELIEVABLE PRICING

CALL

GVP G-Lock Genlock Broadcast quality, software control under \$1000

CALL

A501 512K RAM for Amiga 5000

\$49

1.44Mb Upgrade Kit High density floppy for WB 2.04 users


CALL

GVP

Absolutely the BEST price on all GVP products. FREE delivery anywhere in Australia. FULL after sales service

CD ROM SYSTEM FOR THE AMIGA

At last, an internal/external CD ROM drive system for the Amiga 500/2000/3000/4000. This unit supports CDTV, ISO 9660, Hi-Sierra and Mac HFS formats, as well as playing audio CDs. The software supports most SCSI controllers, is simple to install on any Amiga, and has a neat "Remote Control" panel for playing audio CDs. As well as the growing range of CDTV titles, Mac and IBM PC disks can be used in conjunction with your emulator. Includes FishDisk collection on CD.



Internal \$799 • External \$899

Dealer Enquiries Welcome

EX-DEMO BARGAINS

SALE on EX-DEMO A2091 Hard cards

The latest Commodore SCSI controller cards fitted with Quantum hard drives (2 year warranty)

A2091 Card only	\$149
A2091 with 52 Mb Quantum	\$599
A2091 with 120 Mb Quantum INCREDIBLE!	\$799
A2091 with 240 Mb Quantum	\$1399

**All with warranty
Call for availability**

Amiga 500	\$399
GVP Impact 500 series II	\$699
A590 20Mb HD + 2Mb RAM	\$499
IBM Emulators	Call
68020 & 68030 Acceleratos	Call

GVP

Impact 500 with 52Mb Quantum	Call
Impact 500 with 120Mb Quantum	\$1099
G-Force 25Mhz with 68882 1Mb RAM	\$1199
G-Force 40MHz with 68882 4Mb RAM	\$1799
G-Force 68040 for A2000 33MHz	Call
G-Force 68040 for A3000	Call
Impact 2000 card only	\$299

☆☆☆INCREDIBLE☆☆☆

Impact 2000 with 52Mb Quantum	\$699
Impact 2000 with 120Mb Quantum	\$999
Digital Sound Studio - Stereo Digitiser	\$169

THIS MONTHS SPECIALS

Impact Vision 24	Call for specs and best price
GVP PC286 IBM Emulator	\$299

TRADE-IN

We happily trade-in any
Amiga equipment
CALL US TODAY

STOP PRESS

SIGMACOM now
guarantees to slaughter
any competitors price on
high-end software
Call for details



sigma.com

Suite 2, 1st Floor
104 Cronulla Street, Cronulla NSW 2230
mobile:(018) 25 7471 • facsimile:(02) 544 1873
ph:(02) 544 1872

Andy's Attic

An Introduction to Pointing

(more on getting the most out of BBS's)

If you're looking for a smoother way to keep up to date with your electronic mail, here's a few suggestions from Andrew Leniart.

Reading FidoNet echo mail and replying to it online is fast becoming a thing of the past. These days, many BBS callers are opting to download their mail and write their messages offline where time limits don't matter and they can take their time. IBM users have long had the advantage of having a large range of software available to them for this purpose. I'm happy to say that the range of software for the Amiga these days is finally catching up.

There are two methods available to Amiga users which make it possible to read and reply to mail offline. You can download mail online via a .QWK or similar format message download utility or you can point. Both have their advantages and disadvantages.

The former method is handy if you're not into message writing in a big way, but just like to stay in touch with what's happening with the people local to the boards you regularly call. It involves a simple process of selecting the areas you are interested in via a special utility on the BBS and downloading the mail you are interested in while online. You then use something like "Amiga_Reader" to read that mail once you've logged off and upload your replies the next time you log on.

Now, this is handy but is also time consuming in itself. Most boards give users 30 to 60 minutes of online access per day. If you go and download a decent sized mail packet which includes some

networked messages, then you can spend anything up to 3/4 of your online time just downloading the mail. That on its own defeats the purpose of doing your mail offline. Then you also have the hassle of having to log on to the board and crash dial until you manage to get through to get your mail and upload your replies. On a busy BBS that drags in 30+ callers a day on one line, it can often take ages to get through. There is a better way, and this month's Attic column is devoted to it. The art of Pointing.

What's Pointing?

To understand the concept of pointing, one first needs to have a basic understanding of mail networking and how echo mail works. A very brief explanation would be something like this.

When you write messages in any echo area such as Aust_Amiga, then each night at a predetermined time, your message along with any others that have been written on the BBS get packed up into a single mail archive ready to be sent out. But sent out to where? In the case of Aust_Amiga, all over Australia.

Aust_Amiga is a FidoNet echo area. Every participating FidoNet board is assigned to a Hub. Hang about, what's a hub? Well, in the same way as each suburb has its own post office, each FidoNet node (or BBS) has a local BBS which acts as a hub. They are assigned to that hub for mail distribution.

These hubs collect all the mail from their own network (suburbs) and then pass on the mail to a Central Hub. From there, the mail gets passed on to other hubs and so on until your messages reach and end up on every participating board in Australia. Your favourite FidoNet BBS gets its messages via the same process. A great way to stay in touch with like minded people and pick up hints and tips of all sorts that are applicable to your hobby.

So that's a very basic explanation of how mail gets distributed around the country. Now how can you become a part of it? Not everyone wants the hassles of running a BBS so a lot of people opt to point. Here's how we do it.

Pointing Software

First of all, you need to get hold of a piece of software that will allow you to read and write FidoNet compatible messages and create correct mail packets. These days, there are many to choose from, however while I've looked at plenty, I personally have only ever used two. *GCCHost* and *Foozle*. The latter is by far the most popular choice if only for its ease of use and initial setting up.

GCCHost however is also packed with features and many would argue that it is in fact, superior to *Foozle*. Happily, both are shareware products and should be readily available on many bulletin boards around the country, so the best idea is to download them both (or one of the many others) and decide for yourself what suits you best. For my money though, I'd go with *Foozle*. Support is available here in Australia (see previous issues) and it works very well.

Mailer Software

The software mentioned above deals with the reading, writing and packing of your messages only. A mailer serves as a front end modem operator and gives you the means to send your messages to the BBS you will be pointing from. To do this task, you'll need something like *Trapdoor*.

With *Trapdoor*, all your problems of waiting to be able to get online to the BBS to download/upload mail packets will be eliminated. Here's why. Points (that's you) more often than not get a

GVP Enters the **S**OUND ZONE

With the most powerful, comprehensive 8-bit Digital Sound Package to ever orchestrate an Amiga

Digital Sound Studio

The Affordable Answer to Your Audio Dreams

Record, Edit, Compose . . .

With a high-quality stereo sound sampler,

A fast, powerful, easy-to-use sound editor,

And a self-contained 4-track sequencer.

For all the sound effects and music you could ever imagine.

► **Record** sound samples from any source, including voices, noise, and pre-recorded instruments, to create your own instruments and effects.

► **Edit** sounds quickly in real time. Add effects like reverb and echo, run sounds backward, alter wave forms, cut and paste sound segments, create loops, eliminate pops and scratches.

► **Compose** easily using the DSS 4-track sequencer and your Amiga or MIDI keyboard. Draw from up to 32 instruments at a time, in up to four octaves with 8 different variable effects. Mix and modify sounds in real time as you compose, through direct interface with the sound editor.

DSS Stretches the outer limits of 8-bit sound

- Create your own 4-track, self-playing musical compositions.
- Make soundtracks for home video, animation or visual presentations complete with voice-over, sound effects and music.
- Analyze voice patterns and stereo separation.
- Analyze graphic equalization of real-time sound.
- Remove "pops" from old phonograph recordings.
- Create custom instruments and sound effects by collecting and/or modifying pre-recorded instruments, voice, or sounds from any source, and use them in your own compositions.
- Save your sound and music to disk or send it out via modem for replay on any Amiga.



Check out these unparalleled features

- ✓ AmigaDOS 2.0 compatible; written in assembly language.
- ✓ Multi-tasking operation.
- ✓ 68020 and 68030 compatible.
- ✓ Comprehensive tutorial manual helps even beginners get started right away.
- ✓ Intuition-based graphic interface makes operation easy.
- ✓ MIDI-in capability.
- ✓ Direct interface between sequencer and editor.
- ✓ Hold 32 sound samples in memory at once — all shown on screen so they are easy to manipulate.
- ✓ Effects and processing capabilities include echo, mix, filter, re-sample, sound data inversion, playing sounds backwards, loops, fade-in/fade-out and more.
- ✓ Manipulate sound samples in real time, as you listen.
- ✓ Create sampled instruments with 1, 3 and 8 octaves.
- ✓ HIFI recording for highest quality playback.
- ✓ Controls for faster/slower playback and filtering high frequencies during playback.
- ✓ Load and save samples, songs and instruments in multiple formats.
- ✓ Multiple effects for each note.
- ✓ Stereo and monophonic operation. Also convert mono to stereo or separate stereo.
- ✓ Auto-playing music modules.



- ✓ Real-time oscilloscope and spectrum analysis.
- ✓ Real-time reverberation.
- ✓ Graphic editing of wave forms through easy-to-use functions, including zoom in/out and precision controls for position, frequency and amplitude.
- ✓ Draw sound waves freehand using the mouse.
- ✓ Direct editing of individual sample numeric values.
- ✓ Maximum recording speed of 51,000 samples/second in stereo.
- ✓ Savable Preference settings.
- ✓ Saves in IFF, SONIX or RAW formats.
- ✓ Compatible with SoundTracker, NoiseTracker and SoundFX modules.



GVP
GREAT VALLEY PRODUCTS INC.



Distributed In P O W E R
Australia By PERIPHERALS PTY LTD

1st Floor, 257 Hawthorn Road, Caulfield North, 3161
Phone: (03) 532 8553 Fax: (03) 532 8556
Amiga is a registered trademark of Commodore-Amiga, Inc.

session time allotted to them by the SysOp of the BBS they are pointing from. This is usually in the early hours of the morning. The time slot is reserved for you and you only which results in no BBS callers being able to use your time slot to log into the board. Result? No busy signals.

You may be thinking that it would be a bit of a pain to have to get up at all hours of the morning just to make sure that you get your call in to collect and send your mail. Well don't worry, as *Trapdoor* can be fully configured to perform this task for you automatically. A properly set up front end mailer such as *Trapdoor* will automatically call the BBS you point from, send your mail out and collect the next packet bundle of mail waiting for you to pick up in the one call.

You don't even need a dedicated phone line for your pointing, as in coming calls are unaffected if *Trapdoor* is told not to pick up the phone. Therefore if someone happens to phone you when *Trapdoor* is running, the phone will simply ring as normal and you can pick it up

and take the call as normal. Brilliant piece of coding that once set up correctly, is well worth the price of registering it.

Getting a Point

Okay, once you've got your software set up and running, you now need to approach a BBS that will accept you as a point from their system. This is generally quite easy as most Fidonet SysOps encourage users to participate in the many echo areas available. Simply approach the SysOp of the Fidonet board you call and ask (politely) if he would mind accepting you as a point. More times than not, the answer will be yes. Once you have approval, the BBS SysOp will usually contact you voice (or get you to contact him voice) and set up session times for your mail polling, hook you up to the echos which interest you and from there it's all downhill.

First Things First

Just a couple of notes. Be sure to have

your setup as ready as possible before asking to be accepted as a point at any BBS. Setting up pointing software can be a daunting task, so be sure to get it working before hassling the system operator to be issued with a point number. Naturally, you're not going to be 100 percent sure that all is working until you get a mail packet to try it with, but do as much as possible. Ie: Make sure that *Foosle* is exporting correctly to a fake network address you have set up. Try crashing a message through to the BBS SysOp with *Trapdoor* and see that all goes well. If you explain what you are doing in your test message, he will almost certainly not mind and will probably appreciate the fact that you are making the effort to be set up correctly and not rushing into it like a mad bull.

Solving Problems

If you read the manual and still find you are having problems setting up the software and feel lost, then seek help via the software support echos. Both *Foosle*



Sunday, December 13th
10.00 am-5.00 pm
**HORDERN PAVILION
SYDNEY SHOWGROUNDS**

Buy or sell your own new or second hand software and hardware.
ENTRY \$3, or bring a friend and pay \$5.
TABLE SPACE AVAILABLE
from \$4/linear foot with power.

INFO or BOOKINGS - (02) 879 7165

HARGWARE AMIGA P.D

In association with:
Strictly P.D of England

Ph: (06) 288 6946

Fax: (06) 299 1473

PO Box 3972

Weston Creek ACT 2611

GAMES:

G339 — Games Bonanza
G001 — All New Star Trek
G337 — Storyland II
G338 — No Mans Land
G310 — Survivor
G342 — Down Hill Challenge
G278 — Air Ace II
G363 — Raphaels Revenge
G362 — Galactic Food Fight
G292 — Sealance

MUSIC

M103 — Megabyte Mixes
Digital Concerts

DEMOS

D237 — Phenomena Demo
D089 — Star Trek Anim
D451 — Virtual Worlds
D423 — Walker Vs Amy
D185 — Elvira Activities
D436 — P.D Anims
D112 — Stealthy II

UTILITIES

U326 — Amigafox
U082 — Voices
U089 — Flexibase
U299 — Slideshow Maker
U079 — Electrocad

FISH T-BAG CLIP-ART 17 BIT VIRUS FREE

\$2.00 Catalogue Disk. Delivery service for ACT region.

Brand name blank diskettes for only \$1.00 each!!!

Orders dispatched same day!!!

PO Box 3072, Weston Creek ACT 2611.

Ph: (06) 288 6946 Fax: (06) 299 1473

Mon-Fri 4.30pm - 10pm Sat-Sun 9am - 7pm

CRYSTAL SOUND^(TM)

The best 8 bit sampler on the Amiga market. Designed for the discerning hobbyist, delivers the **highest quality** 8 bit audio digitizing/sampling possible. **Twin ultrafast low noise AD converters** sample at up to **88KHz in stereo**, with a signal to noise ratio of 48dB. **Crystal locked for jitter free sampling**, with on-chip sample & hold circuits for low distortion. **Double pole active audio filters** on all inputs, separate left & right gain controls, separate left & right mic + line inputs. Compatible with most music software. Has Printer Passthrough. **\$179**




S.A.M.^(TM)

SMPTE/MIDI Time Code Reader and Writer with 4 MIDI out, 1 MIDI in & serial pass through. A must for music, video and desktop presentations. Perfect for locking audio and video tapes to the Amiga or to multiple MIDI instruments. Can be used to stripe SMPTE onto video tape. Synchronise several Amigas in desktop presentations. Have an animation move through several Amiga monitors in a loop. **\$299**




TOP CHIP^(TM)

The smallest and most versatile 2Mb Chip memory board available. Gives A500 and A2000 the same amount of graphics display memory as the A3000 and A600. **Top Chip** is easily installed with **no soldering or cutting of traces**. Can be configured as 512K, 1Mb or 2Mb of Chip RAM under software control. The configuration in place before powerdown is remembered when you turn the machine back on. Most importantly, the memory chips used in **Top Chip** are identical to those used on **The Fast Lane**, our upcoming Chip RAM accelerator, enabling you to cheaply upgrade from one to the other. 2Mb Agnus required. Board includes 2 Mb of memory. **\$269**



KICK 2^(TM): Double ROM adaptor **\$39**
KICK 3^(TM): Triple ROM adaptor **\$69**




EXTERNAL CASES - with power
For hard drives, Syquest cartridge drives, CD ROMs, etc. **\$129**

EPROM PROGRAMMER^(TM)


A must for the serious Amiga user. This compact external board plugs into the parallel port and programs Amiga compatible 40 pin EPROMs, allowing you to customise your operating system or back up your existing one. An optional pod may be purchased separately for programming just about any other type of EPROM available. The user friendly software interface makes the process of reading and writing ROM information very easy. Think of the possibilities!

Skeleton Unit **\$99**
Budget Model with power supply and casing **\$139**
Deluxe Model with power supply, casing and personality pod **\$199**



NO MORE SWITCHES^(TM)

This little battery backed board plugs into the Gary socket to enable **software control of 8 devices**, including KICK 3 or KICK 2. **Replace a multitude of hardware switches**. Eliminates the need for messy flat ribbon cable. Applications include keyboard selection and control of ROM switchers, fast RAM and Chip RAM, autobooting, accelerators, turning on and off external floppy drives, etc.. Always remembers its previously programmed state, and will cold boot to the last version used. **\$49.95**



BLACK KNIGHT PERIPHERALS

PO Box 197, Toronto 2283

Sales (02)901-3624 Ph/Fax

YOU CAN NOW FAX DIRECTLY FROM YOUR AMIGA



ONLY \$349

Your faxes can now be sent directly from your Amiga without having to print them first. You can view incoming faxes on-screen and print them using a standard dot matrix printer. Just think of the paper/time savings.

The Comma Fax/Modem is a 9600 high speed send/receive fax and also a full 2400 baud V22/V22bis modem. This will allow you to communicate with other PC users or Bulletin Boards just about anywhere around the world.

Comma Corp. products carry an exclusive 15 month warranty & 14 day money back guarantee.

Extensive communication and fax software included.

The Comma Corp. Fax/Modem is a TR29 Class 2 product. Class 2 is the current international standard for fax/modems, this type of equipment is faster and can operate in background mode. Class 2 Fax/Modems also look after difficult timing issues that leave your Amiga free for other tasks while your fax operates in background. For minimal effects on your Amiga choose Class 2.

Phone our super fast mail order service today. \$10 P&P per unit.



PO Box 1100 Lane Cove NSW 2066

Level 1, 465 Pacific Hwy
Artarmon NSW 2064

Phone: (02) 418 6711

Facsimile (02) 418 6713



Comma Corporation Pty. Limited

and *TrapDoor* have echos designed for this purpose. If the BBS you call does not carry these echos, try one of the other many Amiga support echos instead. Post a message to ALL stating the problems you are having and request for replies via Netmail if your post is not in the support echos.

Another good way of finding help is to read any Amiga echo and look for an origin line that identifies the poster of a message as a point. For example, a message which is written by "Joe Stocks" and has an origin line like..* Origin: Andy's Attic! (3:633/106.3) indicates that he is a point from the system he is writing from. Send Netmail to a few different people already pointing and ask if they would mind helping you out. You'll

find that most people will only be too happy to do so.

Conclusion

Try it out. Pointing is a great way to stay in touch with the latest info for the price of a local phone call, yet without all the hassles of having to run a BBS.

The software mentioned in this column is written by the following people.

Foozle - Peer Hasselmeyer (2:247/4 @fidonet) (2:2405/204 @fidonet)

TrapDoor - Maximilian Hantsch & Martin Laubach (FidoNet Address Unknown)

Nodelist indicates "TrapDoor Development" at (2:310/6 @fidonet) Sysop - Rene Hexel

Glossary of Terms

Seasoned modem and BBS callers will probably have little trouble following what's contained in the majority of this month's column. However new modem owners may find some of the terminology used this month a bit difficult to understand.

In an effort to allow new modem users a chance to understand what I'm talking about here, without over simplifying the column to the extent where seasoned users are bored to tears, I've written up the following glossary of terms which could be considered confusing in order of appearance.

FIDONET - An amateur electronic mail system which has an aim to move information and in some cases files between bulletin boards. It is an organisation run by unpaid volunteers.

POINT - A person who has set up software which allows him to read and reply to messages downloaded from a BBS.

ECHO MAIL - FidoNet EchoMail gives you the means to talk to other people on other Bulletin Boards around the world for the cost of a local phone call. Similar to having pen friends and talking to them via sending letters to and fro via the post.

BBS - Bulletin Board System..

QWK - A message format which is produced by a utility set up on a BBS which allows you to download bundles of echo mail just like you would a file.

AMIGA-READER - is one of many similar utilities which allow you to read .qwk downloaded messages.

NETWORKED - Messages referred to as NetWorked would be those such as contained in echomail conferences. <see above>

ARCHIVE - An archive gives us the means to compress and create a single file containing an unlimited number of other files (or mail packets).

HUB - A BBS charged with the responsibility of distributing echomail and netmail to its nodes.

NODE - A BBS which is a member of FidoNet or any other similar network.

PACKING - See Archive above.

SESSION TIME - A time slot allotted to a Point or Node by a BBS or Hub to guarantee a successful

connection if the attempted call is made at the allotted time.

MAILER - A piece of software designed to (among other things) automatically call a BBS or HUB via a modem and perform automatic mail transfers like collecting and sending mail packets.

SYSTEM - Another term used to describe a BBS.

POLLING - Term used to describe the call made by a POINTS or BBS mailer to pick up any new mail waiting to be collected.

EXPORTING - Term used to describe the moving of messages you have written from your message utility (ie:Foozle) to an archived bundle ready to be sent by your mailer (ie:TrapDoor).

FAKE NETWORK ADDRESS - A pretend fidonet address that you make up yourself for the purpose of testing the setup of your software.

CRASHING A MESSAGE - Means sending a single message direct to someone at a BBS with your mailer and modem without having to wait for normal fidonet procedures of moving your message to get it to its destination.

NETMAIL - Also referred to as Email, is similar to EchoMail in the sense that it also gets to its destination just like echomail does. The difference is that Netmail will normally only be read by the person you have addressed the message to. Ideal for sending private messages between yourself and the message recipient.

ORIGIN LINE - At the end of any fidonet echomail message, there is a line starting with the word ORIGIN. This line usually contains information as to which BBS that particular message originated from along with the Fidonet address of that BBS. Andy's Attic's fidonet address is (3:633/106) The 3 is the Zone number, the 633 is the Network number while 106 represents my particular system (or node).

NODELIST - Is a rather large file containing the system name, sysop name, system telephone number along with other information about ALL fidonet participating systems around the world. The nodelist is updated weekly to keep it up to date.

PM DEVELOPMENTS

THE
AMIGA
SPECIALISTS

FOR THE BEST ADVICE AND THE BEST PRICE - CALL FOR THE LATEST PRICING AND AVAILABILITY

ACCELERATORS

A2000 / A3000

GVP GFORCE-030 25 MHz / 68882 / 1 Mb RAM	\$1180
GVP GFORCE-030 40 MHz / 68882 / 4 Mb RAM	\$1825
GVP GFORCE-030 50 MHz / 68882 / 4 Mb RAM	\$CALL
GVP GFORCE-040 33 MHz / 4 Mb RAM A2000	\$3350
GVP GFORCE-040 28 MHz / 2 Mb RAM A3000	\$3450

A500 / A2000

Microbotics VXL-30 25 MHz No Co-processor	\$530
Microbotics VXL-30 25 MHz + 68881 Co-pro	\$630
Microbotics VXL-22 2 Mb 32 Bit RAM Expansion	\$475
Microbotics VXL-22 8 Mb 32 Bit RAM Expansion	\$1240

Microbotics VXL-30 25 MHz + VXL-22 2 Mb 32 Bit RAM
\$950

GVP A530 TURBO

GVP A530 Turbo 40 MHz 030 / 1 Mb RAM + 120 Mb HD	\$1950
Upgrade your GVP HD8 to A530 with 1 Mb RAM	\$1200
GVP A530 Turbo 40 MHz 030 / 4 Mb RAM + 120 Mb HD	\$2125
Upgrade your GVP HD8 to A530 with 4 Mb RAM	\$1400

HARD DRIVES

A500

GVP HD8 52 - 52 Mb HD + 8 Mb RAM Exp (0K)	\$855
GVP HD8 120 - 120 Mb HD + 8 Mb RAM Exp (0K)	\$1175
ROC-HARD 52 Mb SCSI + 8 Mb RAM Exp (0K)	\$775
ROC-HARD 120 Mb SCSI + 8 Mb RAM Exp (0K)	\$1125

A2000

GVP HC8 52 - 52 Mb HD + 8 Mb RAM Exp (0K)	\$725
GVP HC8 120 - 120 Mb HD + 8 Mb RAM Exp (0K)	\$1000
GVP HC8 240 - 240 Mb HD + 8 Mb RAM Exp (0K)	\$1470

MEMORY EXPANSION

2 Mb CHIPRAM Expansion -DKB Megachip-the best	\$425
A500 Microbotics 512K RAM with Clock	\$65
A500 Roctec 2 Mb RAM Expansion	\$210
A500 AXRAM 4 Mb Expansion with 2 Mb	\$295
A500 AXRAM 4 Mb Expansion with 4 Mb	\$440
A2000 GVP HC8 Hard Card + 8 Mb Exp (0 K)	\$325
A2000 Commodore A2091 Hard Card + 2 Mb Exp (0 K)	\$95
GVP 1 Mb SIMMS to suit HD / HC8	\$75
GVP 4 Mb SIMMS to suit GForce Accelerators	\$450
256K DRAM chips to suit A590 / A2091	per 1 Mb \$75
4 Meg ZIPS to suit A3000	per chip \$45

PM DEVELOPMENTS

UNIT 1 1421 HIGH ST MALVERN 3144
PH.(03) 822 5873 FAX (03) 822 5873

MISCELLANEOUS

HARDWARE

External 5.25" Floppy Drive	\$210
External 3.5" Floppy Drive	\$149
Internal 5.25" Floppy for A2000	\$150
Internal 3.5" Floppy	\$155
KickStart V2.0 Upgrade Kit	\$149
KickSwitch for KS2.0 / KS1.3	\$55
DCTV PAL	\$900
Rocgen Plus Genlock	\$370
A2000 SCSI Hard Card	\$80
MIDI Interface In / Thru / Out	\$55
GVP Digital Sound Studio	\$175
3.5" DSDD Disks	Box Of 10 \$6.50

SOFTWARE

Media-Station DigiView / DigiPaint	\$299
SCALA V2.0 MM200	\$440
Professional Page V3.0	\$235
Professional Draw V3.0	\$175
POWERCOPY Professional V3.0	\$80

PRINTERS

CITIZEN

200GX	9 pin color printer	\$395
GSX-240	24 pin color printer	\$625

STAR

LC1011	9 pin B&W printer	\$310
LC10CL	9 pin color printer	\$385
LC200	9 pin color printer	\$445
LC24-20	24 pin B&W printer	\$515
LC24-200	24 pin color printer	\$675

EPSON

LX-400	9 pin B&W printer	\$285
LQ-100	24 pin B&W printer	\$460
LQ-570	24 pin B&W printer	\$599

Call for any Advice or Assistance!

READY TO ORDER ???

Phone in to check availability and current pricing.

See if we can beat your best quote!!

Payment can be by cash, cheque, money order or direct bank deposit.

PM DEV BBS

Check out the PM DEV BBS for the latest info and prices. Download the latest PD software list. Phone for details and access.

AMOS Column

Review: AMOS Professional

by Wayne Johnson

When I first loaded up AMOS Professional, I guess I really wasn't ready for the shock. Europress (the makers of AMOS) do state that existing AMOS owners will be quite surprised at seeing the new system, and they were right.

As soon as the editor loads, you know straight away that there is a lot to relearn. Getting around the AMOS system is basically the same except that in so many ways, AMOS Pro is a lot more flexible for editing and testing of programs. The help functions and the tutor (line by line debugging system) are two incredible luxuries for every AMOS programmer.

The first surprise is the box itself. It's around the same height and width as the Easy AMOS manual, but is nearly twice as deep. I suppose it needs to be, seeing that the manual is quite thick.

The whole package consists of the manual (written by Mel Croucher & Stephen Hill), registration form, Productivity manual, and six disks: The SYSTEM DISK (where AMOS Pro, system files and installer live), TUTORIAL DISK (fundamental examples for beginners), PRODUCTIVITY Disk 1 (contains four utilities and games), PRODUCTIVITY Disk 2 (contains Dithel's wonderland, an excellent Mario clone), EXAMPLES Disk (As it says, various examples), and the ACCESSORIES Disk (the new Object Editor, Sample Bank Maker, etc.).

Documentation

Going back to the manual, the actual layout has been carefully planned to make it as user-friendly as possible. There is a beginners section, a section on using libraries for intuition, even a section on copperlists (heaven forbid!). The two authors are responsible for other books on writing games in AMOS.

These two took note of the problems with the original AMOS manual and de-

ecided to make the Professional manual as perfect as possible. Just a bit of trivia: the original AMOS manual was, in fact, just a reprint of the STOS manual (STOS is AMOS for the Atari ST), with a few commands changed here and there. That is why certain example programs did not work, and why commands such as LLIST crept in; when in reality, it didn't even exist in AMOS, only STOS!

Installation

After getting past the manual and box, I booted up and got stuck straight in without reading the instructions first. Installing AMOS Pro onto a hard drive is an Amiga owners' dream. The AMOS Pro logo boots up, and a selector appears asking what nationality your keyboard is. You should choose American, enter your name, and that is the end of the installation process for floppy users. Hard drive users may continue by clicking OK and setting the path to where they would like AMOS Pro to be installed by using the new requester.

AMOS Pro will then ask you to select your Boot partition for some of the system files, and finally, it asks which of the six disks you want to install. Installing all six disks is probably unnecessary if you're scraping for hard disk space (total is around 4.5 meg), however, AMOS Pro itself is probably all you'll need, and this will only use around 1.5 meg.

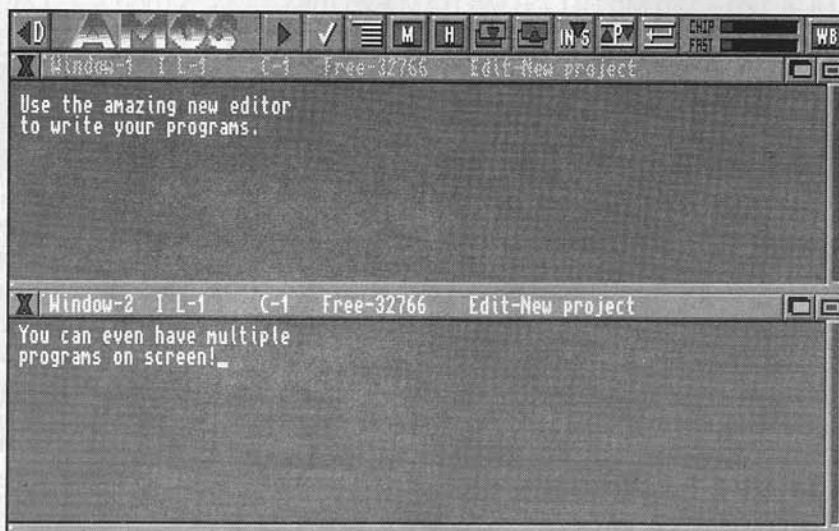
The Editor

Reboot and select the AMOS Professional icon and prepare for totally revamped programming environment. On booting, you get the usual blurb box, showing your registration number (be sure to lodge it with the Australian AMOS Club), telling you that you have four extensions loaded. Choose the ABOUT EXTENSIONS menu item (yes AMOS Pro uses menus!), and you will receive information about each of the four extensions that are loaded.

The most interesting of the four is the AMOSPro IO Devices Extension V1.0. This is the one that controls the parallel port, serial port, Midi ports, intuition calls.

There is a row of twelve icons running along the top of the editor, see figure 1. This provides a much larger working area for programming. The first icon takes you to the direct mode (ESC does the same job, heaps more on that later), the rest in order are, RUN, TEST, INDENT, MONITOR (yum), HELP (on-line baby sitter), Bring last window to front, Bring next

Amos Editor (Figure 1)



Computa Magic Pty Ltd

44 PASCOE VALE ROAD, MOONEE PONDS, 3039
PHONE (03) 326 0133 FAX (03) 370 8352

Authorised Commodore Education & Retail Dealer
**REASONABLE PRICES, GREAT SERVICE,
AND WE WILL BE HERE NEXT CHRISTMAS.**

AMIGAS

*A600, A600 HD, A2000, A3000, A4000 ??, 1084 MONITORS,
1960 MONITORS, WE KEEP A GOOD RANGE IN STOCK, AND ARE
COMPETITIVELY PRICED, WE WILL SHIP ANYWHERE IN AUSTRALIA,
ADELAIDE CLIENTS CAN PICK UP AND PAY AT OUR ADELAIDE AGENT.
PRICES VARY BETWEEN SUBMISSION OF ADVERT AND PUBLICATION
PLEASE CALL FOR CURRENT PRICING*

SOFTWARE

PROWRITE 3.3 AUS VERS	CALL
QUARTERBACK 5.0.2	69.95
QUICKWRITE	52.95
Q'BACK TOOLS	84.95
PROFONTS	39.95
FLOW	99.95
DESIGN WORKS	109.95
ARTDEPT PRO	299.00
DELUXE PAINT IV	179.00
SCALA MM	429.00
MORPH PLUS	339.00
CINEMORPH	279.00
MAXIPLAN + INFOFILE	189.00
VIDEO DIRECTOR	249.00
FINAL COPY V2	CALL
PRO PAGE 3	CALL
EXCELLENCE 3.0	CALL
BROADCAST TITLER 2	369.00
PELICAN PRESS	99.00
MEDIA STATION	279.00
ALL PRICES CORRECT AT TIME OF SUBMISSION, BUT MAY VARY DUE TO FLUCTUATIONS IN THE VALUE OF THE \$A E&OE	

VIDEO & GRAPHICS

OPALVISION

SCALL

ELECTRONIC DESIGN

FRAME MACHINE

\$1,799.00

PAL GENLOCK

\$849.00

Y-C GENLOCK

\$1,250.00

SIRIUS GENLOCK

\$1,950.00

VIDEO CONVERTOR

\$349.00

Y-C/RGB SPLITTER

\$499.00

HARDWARE

ROCHARD A500

52 MB \$779.00

100 MB \$929.00

G FORCE ACCELERATORS

CALL

SLINGSHOT A500

\$64.95

ALL GVP PRODUCTS

CALL

GOLDEN IMAGE

BEST PRICES

E & OE

WHEN YOUR HARD DISK CRASHES, AND YOU ARE NO LONGER FEELING
UNITED, AND YOU'RE IN A SPOT OF BOTHER, DON'T DESPAIR THERE IS STILL
MAGIC IN THE AIR. -- ANON, SUBMITTED WITHOUT PREJUDICE



DON'T PANIC

AMI-TECH

Amiga Technology
Tel (02) 544 1874

For the latest in
CALL ROB NOW

GVP

AMIGA MEMORY
A600 memory expansion from \$129
A1200 memory expansion from \$149

IMPACT 500 52Mb Quantum Hard Drive Plus
IMPACT 500 120Mb Quantum Hard Drive Plus
Ex Demo Units
PC286 16 Emulator to suit
A600 hard drives from
IMPACT 2000 Card only
IMPACT 2000 Hard Card with 52Mb Quantum
IMPACT 2000 Hard Card with 120Mb Quantum
IMPACT 2000 Hard Card with other drives
RAM to suit these cards 2Mb

\$899
\$1199
Call
\$375
\$300
\$345
\$795
\$1095
Call
\$170

GVP G-Force 68030 Accelerator 25 Mhz 1Mb \$1195
GVP G-Force 68030 Accelerator 40 Mhz 4Mb \$1795
GVP G-Force 68030 Accelerator 50 Mhz 4Mb \$2599
GVP 68040 Accelerator for A2000/A3000 Call
4 Mb SIMM to suit Accelerators \$545
GVP GLock genlock Call
GVP A530 turbodrives, for trade ups Call
Digital Sound Studio sound digitiser \$175
GVP A500 68030 Accelerator 40 Mhz Call
ADDISON & WESLEY manuals
All books in stock.

**CD ROM
Drives \$795**

Memory Expansion
ICD AdRAM for Amiga 500. Plugs into A501 slot, provides space for 4Mb including 1Mb Chip RAM. The most reliable and compatible of this type of expansions.
Price with 1Mb \$245
Price per extra Mb \$90
GVP RAM 8 for Amiga 2000 2Mb fitted, space for 8Mb \$395
A600 mem expansion unit \$95
Ex Demo 2Mb card for A2000 \$245
8Mb card for A2000 \$295
Amiga 3000 Static Column Mode \$130
FAST RAM per Mb
GVP RAM - see GVP section
X RAM Units 2Mb Chip +\$445

Hard Drive Mechanisms

These units suit A590 upgrades, and most SCSI controllers. External cases available. Call for other sizes.

52 Mb Quantum \$475
120 Mb Quantum \$670
240 Mb Quantum \$1275

Removable Media

Syquest 44 Mb Removable Media drive 1 cartridge \$795
Syquest 88 Mb Removable Syquest \$1050
External cases and power supply to suit \$245
20 Mb Floptical Drive and cartridges Call

Floppy Drives

NEW 1.44 Mb High Density floppy for A500, A2000

Internal 3.5" Drive A2000 \$199
Internal 3.5" Drive A500 \$175
External Roctec Super-Slim 3.5" Drive \$175
External 5.25" Drives \$165
Call

Video Products

DCTV 24bit digitiser/animation \$995
Rocgen Genlock \$369
GVP IV-24 Incredible! Call
ICD Flicker Free II \$475
\$745

SCANNER & OCR

Demos & Specials

A500 512K with mouse, manuals, original Workbench disks. \$345
A501 Expansions \$59.80
SRAM 500 \$275
8Mb RAM card for A2000 \$295
AT-Once emulator \$399
A2091 Hard Card with 52Mb Quantum \$575
A590 20Mb Hard Drive with 2Mb RAM \$599
A500 Revision 6A Motherboard Upgrade \$245
Workbench 2.04 ROM \$89
*A3000 Workbench 2.x ROM Upgrade \$95
Kickboard (allows 2 or 3 kickstarts switchable) from \$49
BIGFOOT 200W Power Supply for Amiga 500 \$175
ALL CUSTOM CHIPS Call
Ex Demo 2620, 2630, GVP Call

Accelerators

GVP G-Force - see GVP section \$949
VXL-30 68030 accelerator for A500 25Mhz Flash 2Meg \$1259
VXL-30 68030 accelerator for A500 40Mhz Flash 2Meg \$995
Rocket Launcher 50Mhz speed-up for Commodore 2630 card From \$2700
Progressive peripherals 68040 / Accelerator boards Call
Mega Midget Racer for A500 68030 Static RAM option \$360
ICD ADSpeed 16 Mhz for Amiga 500 \$395
Blizzard Boards 14Mhz and RAM (Up to 8MB)

We sell NEW and USED Amigas
We happily accept trade-ins

We carry Software, so ring for our best price on Software
If you don't see it listed here . . . we probably have it.
CALL FOR OUR BEST PRICE.
Technical and Service enquiries welcome


CSA

Amitech is the exclusive distributor of CSA products in Australia

'38' Special

A highly advanced version of the popular Mega-Midget Racer offering a faster CPU with Memory Management Unit, zero wait-state Static RAM support and an optimized Dynamic RAM controller rated at 40MHz.

- 50MHz 68030 with MMU, clocked at 38MHz for reliability
- 50MHz 68882 math co-processor clocked at 50MHz
- Zero wait-state Static RAM support; 512k, 1M or 2MB
- Supports CSA's hardware remapping of Kickstart ROM for caching of OS (1.3 or 2.0). SRAM is optional
- Optimised Dynamic RAM controller rated at 40MHz.
- Special software for relocation of K.S. into 32-bit DRAM.
- Designed for incredible through-put using low-cost memory.
- Reliable surface mount design.
- Hardware and software selectable 68000 mode.

The 38 Special comes out of the box with enough horsepower to compete with the fastest 68030's. This less modular approach requires that you purchase the 50MHz 68030, 50MHz 6882 and 4 or 8MB's of optimised 32-bit RAM, all installed at the factory. (Dubbed the 'Flying Wedge' a 38 Special installed into an Amiga 500 out-benchmarks an Amiga 3000 by 40%!) 

Amiga 500/2000
\$1575

Mega Midget Racer

20-50MHz for your A500 or A2000

Low-cost, modular and variable frequency 68030 accelerator that replaces your original 68000 CPU.

Supports a 68030 or 68EC030 microprocessor at clock frequencies of 20 to 33MHz. Supports a 68881/2 math co-processor at clock frequencies of 20 to 50MHz. Allows 512K, 1M or 2MB of Static RAM to be added for general use as well as hardware remapping of Kickstart ROM (1.3 or 2.0), which acts as a cache for the OS. 1, 2, 4 or 8MB's of additional 32-bit DRAM can be added with the CSA Mega-Memory daughter board. Reliable surface-mount design. Hardware and software selectable 68000 mode. Excellent reviews in all major Amiga publications.

Amiga 500/2000
From \$875

Accelerator can be purchased with just the 68030 installed or with a math co-processor, Static RAM and/or a Dynamic RAM daughter board. The Mega-Midget Racer comes with a 20, 25 or 33 MHz 68030 or 68EC030 installed

- Maths co-processor - 68881/2 at 20 to 50MHz
- Static RAM - 512k, 1M or 2MB's
- Dynamic RAM - Daughter board purchase with 1, 2, 4 or 8 MB's of 32-bit RAM installed

Watch this space!



New Products

New Accelerator - The DERRINGER - from CSA

This new '030 accelerator from CSA beats the price barrier. Retailing at \$795 with 2 megabytes of 32-bit RAM expandable to 32 megabytes and upgradable to 50MHz, this baby should change the way people use their Amigas.

The NEW ICD controller boards have arrived

These units live up to ICD's reputation. They are one of the fastest transfer cards on the market.

Features: • 2 IDE controller outputs • 2 SCSI outputs • 1 SCSI-II output • Tested at 2Mbits/sec transfer • They are very impressive!

AMIGA 4000 - hmmmm!

As we go to press a month before the magazine's cover date, it was not known whether CBM would have released the Amiga 4000 by this date. However since I brought one back from the States I can tell you a bit about it - it's one mean machine - there are a couple of bugs with the HD controller but I believe that there is a fix already available - so look out for the A4000 at Ami-Tech.

ROCKET LAUNCHER

This multi-layer, double sided surface-mount, high-speed module requires the removal of the 68030 & 6882 chips from your A2630 accelerator. Once removed, this module plugs into your empty 68030 socket providing a 50MHz 68030 CPU and 50MHz 6882 FPU.

- 50MHz 68030 microprocessor clocked at 50MHz!
- 50MHz 68882 math co-processor clocked at 50MHz!
- Full 68030 with Memory Management Unit (MMU)
- Six layer, double-sided surface-mount design.
- Blazing fast (5ns) proprietary logic allows CPU/DRAM access to remain constant: no synchronization delays.
- Module allows plug and play operation.
- No software required
- Keep your present compatibility.

Amiga 500/2000
\$975

Where will you find us? Upstairs Above the Estate Agents Shop /104 Cronulla Street Cronulla NSW Phone Orders are welcome

Phone (02) **544 1874**
08 49 3232

Cheesburger BBS (02) 544 1248

Fax (02) 544 1873



HM Ami.ACAR1292

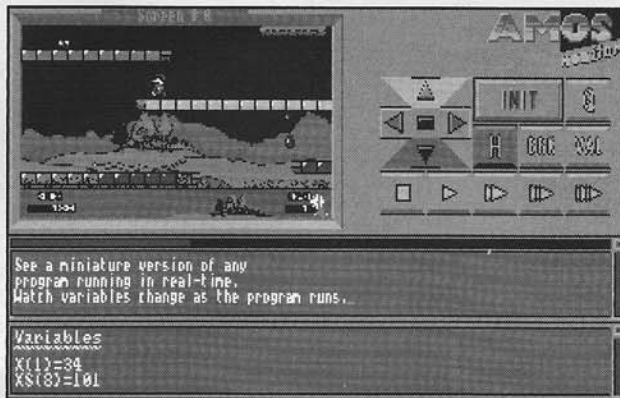
window to front, Insert/Overwrite, Fold/Unfold Procedures, Insert line, Switch back to Workbench.

Direct Mode

Click on the "<D" icon or pressing ESC takes you to Direct mode. I was amazed to find another row of icons running along the top, 13 in all. In order, they perform the following (before the slash is with the left mouse, and after the slash is with the right mouse button):

Go To Editor/Go To Editor, Toggle Output to Direct Screen or Work Screen/Same, List Bank/Screen Close, Default the Screen/Screen Open, Dir/Wind Open, Dir\$, Wind Close, Parent/ Bob Off/Sprite Off, Load Bank/Freeze, Save Bank/Unfreeze, Load IFF/AMAL Off, Save IFF/Edit, Show Full File Path/Quit System, Workbench to Front/Same.

It surprised me to find that the actual



Amos Monitor

Direct Mode window was now draggable with the mouse. The bottom bar resizes the Direct Mode screen. It actually slides the screen down rather than resize it, a little like a desk drawer. For those who don't know what the Direct Mode is; this is where you can enter and test commands, as well as load pictures and banks (banks being sprites, music, machine code, etc).

Menus

To configure AMOS Pro exactly to your own taste is now much easier than before. All the configuration programs are selected directly from the menus. AMOS Pro presents you with a series of clickable screens filled with icons and sliders, to make editing the configuration files a snap. There's a vast number of menus, containing block editing functions, project functions, hiding/showing programs, window selection, macro settings, Arexx settings, cut/paste facilities, search/replace facilities, full configuration menu, custom menu for accessories (like the Object Editor), help menu and so on. One of my favourite menu functions is the "CHECK 1.3" option. Select this and AMOS Pro will analyse your code and tell you whether or not it is compatible with AMOS 1.34. In

AMIGA Public Domain and Shareware Supermarket

LeeJan Enterprises

489 Marion Road,
Plympton South.
SA 5038.
Tel (08) 371 2655

MAIL ORDER
PO Box 66
Happy Valley
SA 5159

TRADING HOURS
10.30am - 4.30pm
Tuesday -
Saturday

Introducing the JUMBO pack.

10 of the most AWESOME Amiga disks yet!

- Disks 1 & 2** Two of the BEST Catalogue disks you'll ever see, listing 1,000's of Amiga, Atari, IBM and C64 disks.
- Disk 3** Our useful and informative Hints & Tips disk.
- Disk 4** 1.5 Megabytes of jokes in our Jokin' Around disk.
- Disk 5** Learn about your Amiga with our Tutorial disk.
- Disk 6** S.I.D. The BEST directory utility, fully configured and set up ready to use.
- Disk 7** **Composer** will let you write and play your own music masterpieces and **Spectrapaint** is an excellent graphic drawing program. (One megabyte required).
- Disks 8, 9, 10** Three disks chock-a-block with the cream of the Amiga P.D. and Shareware, including ... BBase (database), Budget, House Inventory, PacmanCopy, Typing Tutor, Chinese Checkers, Monopoly, Dominoes, Snakes and Ladders, Tumbling Tots, Scrabble, Wheel of Fortune, Space Invaders, Defender and Video Poker.

All this supplied in a plastic case, postage included for only

Bankcard .. Mastercard .. Visa
Cheque .. Money Order

All orders despatched next day.

\$19.95

AUTHORIZED COMMODORE SERVICE COMPUTER

ALL COMMODORE & AMIGA WARRANTY & NON-WARRANTY REPAIRS

- * Module Exchange
- * Upgrades & Modifications
- * Workshop Repairs
- * 90 Day Warranty
- * Quick Turn Around

PLEASE CALL FOR CURRENT PRICES AND LABOUR CHARGES

PARCOM Pty Ltd
Whites Hill Shopping Village
Samuel St
Camp Hill, Qld 4152
(07) 395 2211

Brisbane North Side -
5 Clifford St
Stafford 4053
(07) 857 6311

GAINRUN Pty Ltd
7/27 Justin Street
Smithfield
NSW 2164
(02) 757 1055

3/57 Coreen Ave
Penrith 2750
(047) 312 189

these cases, your programs will be compatible with the compiler V1.34. Programs that aren't compatible will have to wait for the Compiler Professional, which is still some months away.

The 3D extension is also not compatible within AMOS Pro. Europress are working on alterations, and by the time you read this, there should be an update available.

File Requester


Much better than before. Floppy users will be pleased to know that AMOS will not load an entire directory every time they use a requester. This requester is intelligent and will remember the contents of past directories and parent directories of several devices.

Performance

One of the first things I wanted to try was a speed comparison. I tried the following code on both systems:

```
Timer=0 Repeat Inc A Print A Until Timer>=100 Print "You Reached";A;"units"
```

The results were 72 units on a standard 7.14Mhz processor for both AMOS 1.34 and AMOS Pro V1.00. A 14.44Mhz machine produced almost identical results of around 64 units. AMOS Pro had the slight advantage of around 1 unit occasionally; however, such a speed increase is insignificant.



Amos Puzzle

I would have recommended that most people go to Easy AMOS if they had problems with AMOS. In fact, AMOS Professional is the easiest of the three to create in. The many icons in both the Editor and Direct mode take away the usual grudge of loading banks and fiddling around with IFF pictures. I would say for anyone who is looking for more programming

TUPsoft

Australian distributor for UGA products

LinkUP!	RRP	\$59.95
Transfer data between your Sharp Organizer* and your Amiga*. Formatted printing of data.		
Kill Da Virus		\$24.95
The Ultimate Virus Killer - kills 216 viruses		
Hard Disk Organiser	*** NEW ***	\$64.95
Powerful full screen menu system. Fully configurable.		
ProWrite 3.3	*** NEW ***	\$129.95
Latest version of this great word processor.		
PowerPacker Professional 4.0		\$39.95
Compress files inc. Anims, fonts etc. to increase storage capacity by an average of 40%.		
PC-Task		\$64.95
IBM Emulator for the Amiga*. Supports hard drives.		
Huge Professional		\$49.95
A complete program for producing icons, sprites, brushes and bobs. Produce C or Assembler code.		
NewsFlash		\$19.95
The multi-disk magazine from Europe.		
PowerBase		\$49.95
Easy to use general purpose database.		
Powerwaves		\$49.95
Create 3D waveforms. Single frames & animations.		

TUPsoft maintains an extensive public domain library \$3.50 per disk inc. postage. \$2 for catalogue disk.

P.O. Box 47, Hornsby, NSW 2077
Phone: (02) 477 5353 Fax: (02) 476 5736

DEALER ENQUIRIES WELCOME

*Sharp Organizer and Amiga are registered trade marks

AMIGA TRAINING

Amiga is a registered trademark of Commodore-Amiga, Inc.

- SYDNEY & SUBURBS TO THE CENTRAL COAST & NEWCASTLE
- Approved by Commodore
- Recommended by The Australian Commodore and Amiga Review



Professional Amiga Enthusiasts offering personalized training and advice. Get the most out of your Amiga NOW!

Ph: (02) 411-2108
or Toll free (008) 808820

power, or who is an able programmer but finds AMOS is a difficult platform to program in, AMOS Professional V1.00 is definitely the way to go.

Ten Good Lines

Quite a while ago, I received two ten liners from AMOS club member, Glenn Babic from WA. These have got to be the two most impressive pieces of code fitted into ten lines. See for yourself. The first is called *Pop and Panic*. It features a little Mario character who can run and shoot, over a scrolling platform area while shooting a ball that splits into half, then half again, and so on (a la Super Pang), and it's only in ten lines:

```
1) Load "Extras:sprite_600/Fantasy/Mario.abk" : Hide :
Curs Off : Get Bob 15,0,0 To 320,25 : Double Buffer :
Synchro Off : Flash Off : For I=1 To 3 : Get Bob 11+I,0,0 To
I*20,9 : Next : Colour 4,0 : Ink 4,0 : Set Pattern 2 : Paper 0
2) Pen 15 : For I=1 To 4 : Clw : R=(I+1)^2 : Circle 30,30,R :
Paint 30,30 : Get Bob 6+I,30- R,30-R To 31+R,31+R : Next
: Print "!!" : Get Bob 11,2,0 To 14,7 : D$="IX<-
200JEIX>520JD" : E$="D:LX=-200JLE:LX=520JL" :
S$="L:LX=X+RA"+D$+"PJL"+E$
3) For I=1 To 14 : Hot Spot I,18 : Next :
B$="LR0=AL:L R3=R3+1LA=R0IY>145I
BC(R2,4,12)JC"+D$+"M:LX=X+R4+RA
```

```
LY=Y+R3PJLC:LR3=1-R3JM"+E$ : G$="A:IJ1-
16<0JALX=160LY=RY-
14LRZ=YFR0=1T23LR0=BC(2,4,12)*- 40+R0LR0=Y<0*-
40+R0LX=X+RALY=- 7*R0+RZNR0JA" : Pen 10
4) Get Sprite Palette :
M$="L:LR Y=YA:IRBJULRC=BC(1,4,12
)=0IY<150&RCJVIRA=-
4&R7JEC:LR7=RA*$1000+$4000IRA=0
JAB:LRD=RD+1I6+R7<RDJTQ:LA=RDPJ
AT:LRD=R7+1JQE:LRD=1JCU:LR4=-
10V:LR Y=LY=Y+R4LR4=R4+1P;LR5=Y >150LR3=R4>-
1IBC(1,4,12)&R3IR5JWJVW:LY=Y/50 *50JL"
5) Do : Clw : M=3 : Repeat : Amreg(0)=-800 : Synchro :
Amal Off : Bob 3,0,150,15 : Bob 1,160,150,3 : Channel 1
To Bob 1 : Amal 1,M$ : Bob 2,0,-99,11 : Channel 2 To Bob
2 : Amal 2,G$ : D=0 : If Z=0 : Inc L : Colour
4,15^(Rnd(6)+1) : End If
6) N=13+(L-1) mod 4 : Z=(N- 12)*15 : T=2019-(L-1)/
4*400+(N- 13)*600 : For I=13 To N : Bob I,Rnd(720)-
200,Rnd(40)+40,10 : Channel I To Bob I : Amal I,B$ :
Amreg(I,2)=I : Amreg(I,4)=((Rnd(1)*2)- 1)*(Rnd(1)+1) :
Next : For I=4 To 12
7) Bob I,Rnd(720)-200,108- Rnd(1)*50,Rnd(2)+12 : Chan-
nel I To Bob I : Amal I,S$ : Next : Amal On : Repeat :
Autoback 0 : Print At(1,22),"Level:"+Str$(L)+"
```

MAESTRO *Super Executive V32* MODEM

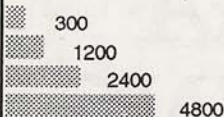
"If you are still using a 2400 BPS modem - You could be barking up the wrong tree. Perhaps it's time you moved into the fast lane with the new Maestro 9600 BPS modem".

AUSTEL PERMIT #: A91/37D/0413

INCREDIBLE VALUE

\$599

INC TAX
OTHERS SELL 2400 BPS MODEMS
FOR THIS PRICE
"CRAZY"



FEATURE SUMMARY:

- CONSTANT SPEED DTE INTERFACE
- AUTO-BAUD, AUTO-ANSWER
- TONE AND PULSE DIALING

- NON-VOLATILE RAM STORAGE
- ENHANCED "AT" COMMAND SET
- DTE SPEEDS TO 38,400BPS

- CCITT V.42 ERROR CORRECTION
- CCITT V.42bis DATA COMPRESSION
- AUTOMATIC PROTOCOL NEGOTIATION

- MNP CLASS 2-4 ERROR CORRECTION
- MNP CLASS 5 DATA COMPRESSION
- TWO USER PROFILES IN NVRAM

SPEEDS SUPPORTED:

V.32 - 9600BPS and 4800BPS, V.22bis - 2400BPS, V.22 - 1200BPS, V.21 - 300BPS. ASYNCHRONOUS OR SYNCHRONOUS MODE SUPPORTED.

AMIGA + MAESTRO 9600XR + GPFAX

= EQUALS =

SEND AND RECEIVE 9600BPS GROUP III CLASS 2 FAX

9600XR FAX / DATA MODEM ONLY **\$399** inc tax.

Send and receive fax modem without data compression or correction. Imagine receiving faxes in the background while working with your favourite paint, word processor or desktop publisher software. Faxes originating from your AMIGA are not only crisp and easy to read, as the clarity of the computer based graphics is astounding! GPFAX software for the AMIGA is designed to fully support all the capabilities of the 9600XR series modems. GPFAX supports both send and receive fax and compiles with the TR29.2 Standard for GROUP 3 CLASS 2 facsimile. The Maestro 9600XR with GPFAX will work on any AMIGA based computer under both workbench 1.3. and 2.0 in PAL or NTSC modes. A graphical interface provides you with a "point-and click" method of selecting program functions. GPFAX requires at least 1 Megabyte of memory to operate. It is highly recommended however, to utilise at least 1 MEG of chip memory, 500K of fast memory and a hard disk drive to obtain the best performance.

14 DAY MONEY BACK GUARANTEE

IF YOUR MAESTRO 9600XR MODEM DOES NOT PERFORM TO YOUR REQUIREMENTS THEN YOU MAY RETURN IT WITHIN 14 DAYS FOR A REFUND. (14 DAYS FROM DATE OF PURCHASE)

Contact MAESTRO PTY. LTD. on: (06) 239-2369, FAX: (06) 239-2370

PO BOX 1266, FYSHWICK, ACT - Unit 2/ 13-15 Townsville Street FYSHWICK, ACT, 2609

AUSTEL PERMIT
CEN/37A/145

Men:"+Str\$(M)+" Score:"+Str\$(S)+" Time:"+Str\$(T/20)+" "
Autoback 2

8) Amreg(1)=Jup(1) : Amreg(0)=(Jright(1)-Jleft(1))*4 : If
Fire(1) and Amreg(2,0)<3 : Shoot : End If : If Bob Col(2,13
To N) : For I=13 To N : If Col(I) : A=Amreg(I,0) : Dec A : If
A<7 : Bob Off I : Add S,50 Else Amreg(I,0)=A
9) Inc N : Channel N To Bob N : Bob N,X Bob(I),Y Bob(I),A
: Amal N,B\$: Amreg(N,4)= Amreg(I,4) : Amreg(N,2)=N :
Amreg(N,3)=Amreg(I,3) : Amal On N : Add S,10 : End If :
I=N : Amreg(2,0)=40 : Bell 63 : Dec Z : End If : Next : End If
10) If Bob Col(1,13 To N) or T=0 : Boom : Dec M : D=1 :
End If : Wait Vbl : Synchro : Dec T : Until D or Z=0 : If Z=0 :
Add S,T/2 : End If : Wait 50 : Until M<0 : Print
At(16,10),"GAME OVER" : Wait Key : S=0 : L=0 : Z=0 :
Loop

The second is called *Maze* and is like a little *Dragon Master* type game where your aim is to get out of the maze within a certain time limit. Control is with the up, left and right arrows, while the down arrow is a power punch that lets you knock down a wall. You have four of these. Again, all this is in just ten lines:

1) Curs Off : Flash Off : Double Buffer : Autoback 0 : Hide :
Randomize Timer : Dim M(21,21) : R#=1.45 : H=19 : W=68
: E=160 : F=104 : Pen 14 : Paper 0 : Colour 1,\$CB2 : For

I=2 To 13 : Colour 1,14-I : Next : Do

2) D=5 :

3) Repeat : T=D*70-198 : Z=0 : P=4 : Inc D : For J=1 To D :
For I=1 To D : M(I,J)=0 : For K=0 To 3 : If(((K=1 and I<D)
or(K=2 and J<D)) and Rnd(1)) or(((K=0 or K=3) and
Btst((K+2) mod 4,M(I+(K=3),J+(K=0))))

4) Bset K,M(I,J) : End If : Next : Next : Next : X=Rnd(D-
1)+1 : Y=Rnd(D-1)+1 : Repeat : U=Rnd(D-1)+1 : V=Rnd(D-
1)+1 : Until(X-U)^2+(Y-V)^2>(D/2)^2 : Bset 6,M(U,V) :
Repeat : Dec T : A\$=Inkey\$

5) C=Scancode-75 : Add B,(C=4)-(C=3),0 To 3 : M=(B=3)-
(B=1) : N=(B=0)-(B=2) : If C=1 and Btst(B,M(X,Y)) : Add
X,M : Add Y,N : End If : L=(X+M>0 and X+M<=D and
Y+N>0 and Y+N<=D)

6) If C=2 and Btst(B,M(X,Y))=0 and P>0 and L : Bell 1 :
Bset B,M(X,Y) : Bset(B+2) mod 4,M(X+M,Y+N) : Dec P :
End If : Bset 7,M(X,Y) : Clw : For J=4 To 0 Step -1 :
Q#=R#^(4-J) : P#=R#^(5-J) : Y1=H*Q# : Y2=H*P#

7) Y3=H*R#^(4.5-J) : Ink 2*J+5 : Bar 0,F+Y1+1 To
320,F+Y2+1 : For I=-2 To 2 : I#=-I-0.5 : X1=W*Q#*I# :
X2=W*Q#*I : X3=W*P#*I# : U=X+M*J-N*1 : V=Y+M*1+N*J

8) If U>-1 and U<D+2 and V>-1 and V<D+2 : If
Btst(B,M(U,V))=0 : Ink 2*J+3 : Bar E+X1,F-Y1 To
E+X1+W*Q#,F+Y1 : End If : If Btst(7,M(U,V)) : Ink 15 :
Circle E+X2,F+Y3,Q# : End If : If Btst(6,M(U,V)) : Ink 1
9) Polygon E+X2,F+Y3-20*P# To E+X2-13*P#,F+Y3 To

Solutions Rendered

We will provide the complete solution to your needs.

We use and recommend the products we sell -
Call for a demonstration . . .

Special
\$3300
This month only

Sharp JX - 9600PS
300 dpi postscript laser printer

35 PS fonts - 2Mb RAM - image enhancement technology
fast RISC processor - Dual paper bins - Small footprint

Hardware

- Full Commodore Amiga range available
- Full GVP range of accelerators, hard drives etc
- OpalVision - in stock now - call for a demonstration
- Sharp laser printers and scanners
- Maestro Modems
- Syquest removable cartridge hard disk drives

Software * This month's special - 20% off all UGA software *

- the full range of UGA software including PowerPacker.
- Professional Page, ProfessionalDraw, Scala etc
- PC-Task - IBM PC emulation on your Amiga.
- AmigaNuts - including OctaMED version 4.
- Deja Vu Licenceware - Over 100 titles - all \$14 ea. - call for a catalogue
- Directory Opus - the best directory utility available!
* * Only \$59 this month * *
- Kill Da Virus - latest version knows 216 viruses
- LinkUP - transfer data to and from your Sharp Electronic Organizer
- Hard Disk Organizer - THE menu system

- Desktop Publishing Service

- complete artwork and design service
- laser printing service - all major Amiga formats supported
- we can design your company logo, brochure etc

- Digitizing and Scanning

- Colour and black and white scanning available

- Custom Software

- we can design software to fit your needs.

- Special tuition

- Personalised tuition in your home or at our premises.
- Beginners to Advanced users catered for.
- We can provide tuition on most Amiga applications

Call and talk to Mike, Doug or Jeroen
about your particular need.

Phone us now on **(02) 477 5353**

or fax us your requirements on

fax **(02) 476 5736**

Solutions Rendered Pty. Ltd. 9 Miller Avenue Hornsby NSW 2077
ACN 057923645 ACAR 45

Golden Gate

486slc-25Mhz Bridgeboard

Amiga 2000/3000/4000

Fastest Bridgeboard in the world

COLOUR

SUPER-VGA/EGA/CGA

\$1699

Windows 3.1 and LAN compatible
Space for 16Mb ram 4Mb available for the Amiga
2Mb ram supplied on board
IDE Hard drive controller on board
Floppy disk controller can read any disk format
Optional 387sx/25Mhz co-processor
1.44Mb/2.88Mb drives can be used for the Amiga
Compatible with all SCSI and IDE hard drives

Golden Gate

386sx-25Mhz Bridgeboard

Amiga 2000/3000/4000

Now at a price you can afford

COLOUR

SUPER-VGA/EGA/CGA

\$999

Windows 3.1 and LAN compatible
Space for 16Mb ram 4Mb available for the Amiga
IDE Hard drive controller on board
Floppy disk controller can read any disk format
Optional 387sx/25Mhz co-processor
1.44Mb/2.88Mb drives can be used for the Amiga
Compatible with all SCSI and IDE hard drives

ATonce-Plus V3.0

286-16Mhz IBM AT Emulator

Amiga 500 and 2000

EGA/VGA/CGA

\$399

The most versatile emulator available
Use Amiga ram as ext/exp memory
Windows 3.1 and LAN compatible
Optional 287/16Mhz co-processor

Phone for a brochure

Fonhof Computer Supplies

64 Cross Street, Baulkham Hills NSW 2153

Phone: (02) 639 7718 Fax: (02) 639 5995

```
E+X2+13*P#,F+Y3 : End If : If Btst((B+3) mod 4,M(U,V))=0
: lnk 2*J+2 : Polygon E+X1,F-Y1 To E+X3,F-Y2 To
E+X3,F+Y2 To E+X1,F+Y1 : End If : End If
10) Next : Next : Print At(0,0);"Maze:"+Str$(D-5)+"
Score:"+Str$(S)+"Time:"+Str$(T/2)+"
"+String$(***,Min(P,6)) : Add P,T/33-(T-1)/33 : Screen Swap
: Z=Btst(6,M(X,Y)) : Until Z or T=0 : If Z : Bell 40 11) Wait
50 : Add S,T*2 : End If : Until T=0 or(Z and D=20) : Clear
Key : If Z : A$="Finished!" : Bell 63 Else A$="Out A Time!" :
Boom : S=0 : End If : Print At(15,11);A$ : Screen Swap :
Wait Key : Loop
```

Yes it is 11 lines but the second wouldn't fit onto the first so we'll let that go, okay?

AMOS PD Update

If you have bought AMOS Pro but are already a member of the club, there is no need to return your rego form to the club as you will already be a member. Those who have never bought AMOS before or have bought the Easy AMOS package, it will be necessary for you to fill in your registration form and send it to: Australian AMOS Club, PO Box 253, Rydalmere NSW 2116. You will receive newsletter issues two to eight, club details and will be entered into the user club. Incidentally we are just creeping over the 2000 members mark.

The club is always on the lookout for new programs, articles and comments from AMOS users. If you submit a program, you will receive back a PD disk from the AMOS Public Domain Library (now around 700 disks) and your disk will be placed into the PD. It will also be sent to the British UK AMOS Club as well as the new, German, Belgium, Holland and US Clubs. In other words, the programs you submit will be spread by the Australian based club to all over the world. Give me a call after 2.00pm work days on the HELPLINE: (02) 748 4700.

The Australian PD collection is now up to 143 disks at this time of writing. The British collection is now at 430, while the new General PD section is just on 148 disks.

Final Words

I said last month that AMOS Pro does not support Intuition. I guess I was wrong. Well, sort of. Have a look at the following bit of code:

```
Dim WINCON(1)
_WINDOPEN[1,0,0,640,256,"Test Window",0]
_WPRINT[1,"Hello. This is your first DOS window!"]
Wait 150
_WINDCLOSE[1] Amos To Front
Edit
Procedure
_WINDOPEN[N,X,Y,XX,YY,NAMES,CL] ... ..
```

The last line above is the procedure that contains a program to do the actual calls. So in reality, using a simple procedure like the one above, you can call libraries and use Intuition very easily. Till next year! □

#1 - AND DRIVE-ING HARD TO STAY THAT WAY!

IMPACT
Series II

Only GVP Factory Installed A2000 HC8+ / SCSI Hard Disk + RAM Boards have a track record this good — over 20,000 satisfied Amiga® users and now a 2-Year Warranty!

Don't waste your valuable time or money building a SCSI+RAM Controller from parts . . .

Because of our unprecedented pricing structure you can now get GVP's factory installed A2000 HC8+ with drives from 52MB to 240MB at a very competitive price.

► **GVP's A2000 HC8+ ... THE SAFEST CHOICE**

Look for the GVP Factory Installed Drive Seal . . . it's your assurance that your A2000 HC8+ drive has been installed and tested in GVP's own factory . . .

And the 2 year limited warranty protects you better *and longer* than any third party installed drive. And with third party drives you run the risk of a run around if anything does go wrong.

► **GVP's A2000 HC8+ ... NOW EVEN FASTER WITH FAAASTROM™ 4.5**

All A2000 HC8+ have been redesigned and equipped with GVP's newest fastest SCSI Driver — FAAASTROM 4.5.

Plus, we've also doubled Western Digital's SCSI Controller clockspeed to 14Mhz — for a tremendous increase in speed . . .

► **GVP's A2000 HC8+ ... JUST LOOK AT THESE FEATURES**

- Custom chip design for the fastest possible data transfer rates and DMA performance—even in a multi-tasking environment.

★ **Ask your dealer about Syquest 44MB or 80MB removable hard drives for use with any GVP SCSI Controller. Special factory-bundled configurations are now available.**




- Easy-to-Install SIMM memory modules for configurations up to 8MB—and support BridgeBoard users with the 6MB FAST RAM.
- Support for virtually any SCSI device.
- Fastest and easiest SCSI installation possible.

► **GVP's A2000 HC8+ ... JUST LOOK FOR THE GVP FACTORY INSTALLED SEAL**

Remember if the GVP Factory Installed seal shown in this ad isn't on your A2000 HC8+ box . . . it isn't the fastest, most powerful, longest warranted, safest A2000 HC8+ you can buy.

Ask for and accept only GVP A2000 HC8+ with the Factory Installed seal. For more information call **215-337-8770**.



Up to 8MB
FAST RAM
Expansion

Factory Installed
3.5" Hard Disk
Drive

GVP Custom
VLSI Chip

GVP Factory
Installed Seal

GVP
GREAT VALLEY PRODUCTS INC.



Distributed In P O W E R
Australia By PERIPHERALS PTY LTD

1st Floor, 257 Hawthorn Road, Caulfield North, 3161
Phone: (03) 532 8553 Fax: (03) 532 8556
Amiga is a registered trademark of Commodore-Amiga, Inc.

You Can CanDo

Tutorial No. 9 - Getting Reports from the Database

by Greg Abernethy

Firstly, I apologise if November's tutorial seemed a bit disjointed as I had a problem with a text file and did not realise until after I had sent the article to ACAR. Also, I have had some enquiries from CanDo users who are using CanDo V1.02 that appeared as a coverdisk on *Amiga Format*.

Unfortunately, my articles are written using CanDo V1.5 and are not compatible with V1.02. Apparently the coverdisk had very little information on how to use CanDo effectively. If you can afford it, upgrade to V1.6 as this is a far better version. CanDo V1.6 can be obtained from Frank Keighley of Desktop Utilities in Canberra. Frank has limited supplies as CanDo V2.0 is due for release and should be in Australia during November. Watch for a full review of CanDo V2.0 soon. From reports I have read it sounds great, and the manual has been completely rewritten, with a host of new commands available.

Last month, we created a DATABASE to store information on LPs, cassettes or CDs. With the database we could enter details of the album title, the artist, the record company, and the serial number. The information could then be saved to disk and reviewed, added to or edited at a later date.

Unfortunately there was no way to view such things as all records by an artist or artists belonging to a certain record company. This month we will design a reports page to enable us to access and retrieve information from the database in a meaningful form. The page will contain some fields for entering information, buttons for selecting options and a document for displaying the requested information.

I have not worried about doing anything fancy with the page, as it has been designed solely to demonstrate how to use CanDo's database commands to retrieve information from a database.

Designing the Report Page

Creating the Window

The Reports window will be a medium-resolution window with four colours, that has three fields, four buttons and a document.

WINDOW DETAILS

WINDOW NAME "Database Reports..."
 WINDOW DIMENSIONS X - 0 Y - 0
 Width - 640 Height - 256 4 Colours
 WINDOW OBJECTS NONE
 WINDOW COLOURS Background 0 Border 1 Text 0
 WINDOW OPTIONS The window has visible borders. Try to open the window on the current screen

CARD DETAILS

CARD NAME "Report"
 AFTERATTACHMENT SCRIPT

```
DisableObject "Artist"      DisableObject "Company"
WorkWithDocument "Report"
Clear DOCUMENT
SetText "Message","Select a REPORT OPTION"
```

Explanation: When the Report Page is displayed I disable the Artist and Company fields, clear the Report Document and type a prompt into the "Message" field.

BUTTONS

The Database Report page has four buttons. Their details are;

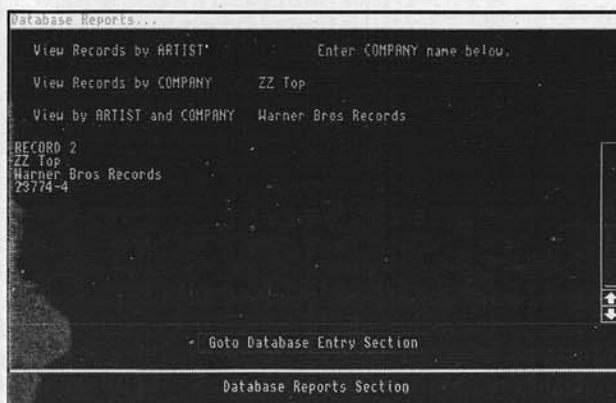
```
1) BUTTON NAME      - "ViewArtist"
ORIGIN              Horizontal - 17   Vertical - 19
TEXT               - " View Records By Artist "
BORDER             - OUTLINE
HIGHLIGHT          - COMPLEMENT
"Release" Script
Let Option = 1
SetText "Message","Enter ARTIST'S name below."
EnableObject "Artist"
SetText "Artist",""
SetObjectState "Artist",ON
```

Explanation: I use the variable "Option" to determine the information required by the user. Next, I type a prompt into the "Message" field. The "Artist" field is then cleared, and a cursor highlighted in the field ready for information to be typed in by the user.

```
2) BUTTON NAME      - "ViewCompany"
ORIGIN              Horizontal - 17   Vertical - 39
TEXT               - " View Records by Company "
BORDER             - OUTLINE
HIGHLIGHT          - COMPLEMENT
"Release" Script
Let Option = 2
SetText "Message","Enter COMPANY name below."
EnableObject "Company"
SetText "Company",""
SetObjectState "Company",ON
```

Explanation: The explanation for this script is similar to the previous explanation.

```
3) BUTTON NAME      - "ViewBoth"
ORIGIN              Horizontal - 17   Vertical - 59
```



Now available
at your dealer's

Contact 2.0

- Instant access to phone numbers, addresses
 - Ideal for business, home and telemarketing
- Distributor for**
- ASDG (Art Department Professional etc)
 - Consultron (CrossDOS 5.0)
 - Gold Disk (ProPage, ProDraw, VideoDirector..)
 - Inovatronics (CanDo 2.0, Gigamem etc)
 - ReadySoft (A-Max II Plus)

Desktop Utilities

PO Box 3053, Manuka, ACT 2603
Phone (06) 239 6658 Fax 239 6619 BBS 239 6659

AMIGA pd CONNECTION
P.O. BOX 1799
TUGGERANONG A.C.T.
2901

PHONE : FAX 06-2921054

DISKS YOU SHOULDN'T BE WITHOUT!!!!

1483 BAGPIPE MUSIC
1569 KIDS PAINT
1650 SMASH TELLY - GAME
1651 ALIENS - GAME
1698 VIDEO TILLERS - 2 DISKS
1707 ULTIMATE DISK
CREATOR - VERY GOOD
1764 SUPER SKODA - GAME
1960 CRAZY SUE - BRILLIANT -
1973 SUPER PACMAN 92 - GAME
2019 MAGNATRON - GAME

HARDWARE

MAESTRO FAX MODEM - SOUND
SAMPLER - HARD DRIVES - PHOENIX
COLOUR DIGITISER - KCS POWER
BOARD - PYRAMID HAND SCANNER

DEJA VU

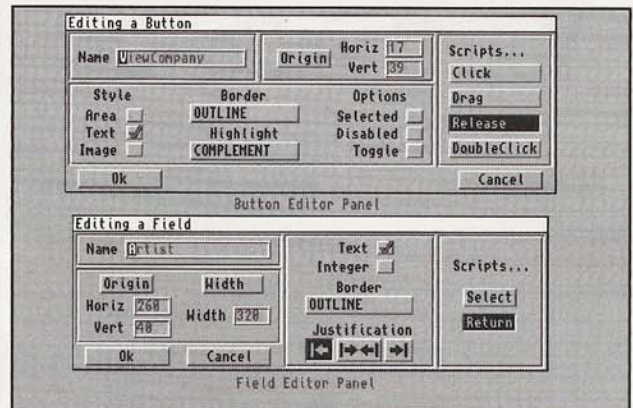
SOFTWARE NOW AVAILABLE
\$14.00 PER DISK

DV098 POWERTEXT - TEXT EDITOR
DV094 ALL SQUARE - PUZZLE
DV091 FUN TO LEARN - EDUCATE
DV077 POWERBASE V2.1 - DBASE
DV071 BATTLE CARS - BRILLIANT
DV089 SKYBASE 22 - ARCADE
DV070 PAINTBOY - KIDS PAINTING
DV047 DIRTY CASH - BEST EVER
DV035 T-TECDRAW -
DV075 VIDEO LAB - VISEO TITLER

99 DEJA VU DISKS AVAILABLE
THOUSANDS MORE P.D. LISTED IN
CATALOGUE, PHONE OR WRITE FOR
THE CATALOGUE

Free postage for 10 or more disks this month

AMIGA pd CONNECTION WOULD LIKE TO WISH
ALL OF THEIR CUSTOMERS, A VERY MERRY
CHRISTMAS AND A PROSPEROUS NEW YEAR.
PAY ONLY \$3.00 PER DISK - CHEQUE - BANKCARD - MASTER CARD



TEXT - "View by ARTIST and COMPANY"
BORDER - OUTLINE
HIGHLIGHT - COMPLEMENT
"Release" Script
Let Option = 3
SetText "Message", "Enter ARTIST'S name below."
EnableObject "Artist"
SetText "Artist", ""
SetText "Company", ""
SetObjectState "Artist", ON

Explanation: This explanation for this script is as above, with the exception that I clear the "Company" field as well, ready for user input after the Artists information has been entered.

4) BUTTON NAME - "Entry"
ORIGIN Horizontal - 198 Vertical - 199
TEXT - "Goto Database Entry Section"
BORDER - OUTLINE
HIGHLIGHT - COMPLEMENT
"Release" Script
GotoCard "Entry"

Explanation: The user selects this button to return to the Database Entry Section.

FIELDS

1) FIELD NAME - "Message" ; Field for entering user prompts
ORIGIN Horizontal - 260 Vertical - 20
BORDER - OUTLINE
WIDTH - 320
JUSTIFICATION - Centred
No Script
2) FIELD NAME - "Artist" ; Field for entering the Artist's Name
ORIGIN Horizontal - 260 Vertical - 40
BORDER - OUTLINE
WIDTH - 320
JUSTIFICATION - Left

"Return" Script
Let ToFind = TrimString(TextFrom("Artist"))
Let s = 1

If Option = 1
WorkWithDocument "Report"
Clear DOCUMENT
Loop
Let s = SearchArray(Database, ToFind, ".Artist", s)
If SearchFound
Type "RECORD"||s, NEWLINE
Type Database[s].Artist, NEWLINE


```

Type Database[s].Company,NEWLINE
Type Database[s].Serial,NEWLINE
NewLine
Let s = s + 1
EndIf
Until Not SearchFound
Elseif Option = 3
SetObjectState "Company",ON
EndIf

```

Explanation: This script performs a search of the database for the record entered into the field and is activated by the user pressing RETURN. It is important for the user to press RETURN otherwise this script will never be performed. Firstly, I trim any excess spaces from the string entered into the field. You may laugh, but I have seen one person press the spacebar before entering information, thus giving the string a leading blank, making it impossible to do a search on the word entered.

The variable "ToFind" contains the string from the "Artist" field. I set the variable "s" to one to start the search at the first record in the database. If Option = 1 it means the user wants to see the records for a particular artist. I clear the document to remove any information in it, and begin the database search.

The Search

Array command is very powerful but can be confusing. Examine the command above. It states;

```
Let s = SearchArray(Database,ToFind,".Artist",s)
```

This command tells CanDo to search the variable "Database" for the string "ToFind" in the subarray called ".Artist" starting from record "s". After the database is searched the variable "s" will contain the number of the record that has a match in the specified subarray. If no match is found the variable "s" will be set to 0. In this way we can determine if a matching entry is found and also the record number of that entry. The information for that record can then be displayed in the document.

I then set the variable "s" to the next record in the database otherwise the loop will continue to find and display that record and will carry on indefinitely. When developing, the StopCanDo utility comes in very handy in these situations. The loop continues until the search finds no more entries that match the string. This is checked by the SearchFound function which you can use to determine the search has reached the end of the database. If the search has found any matches they will be displayed in the document. If Option = 3 we set the cursor in the Company field ready for user input.

3) FIELD NAME - "Company" ; Field for the Record Company's Name

ORIGIN Horizontal - 260 Vertical - 60

BORDER - OUTLINE

WIDTH - 320

JUSTIFICATION - Left

"Return" Script

```
Let CoFind = TrimString(TextFrom("Company"))
```

```
Let s = 1
```

```
If Option = 2
```

```
WorkWithDocument "Report"
```

```
Clear DOCUMENT
```

```
Loop
```

```
Let s = SearchArray(Database,CoFind,".Company",s)
```

GSOFT Pty Ltd

(08) 254 2261



Orders/Enquiries 9am-12pm 7 Days

Australian Made Products

Audio Engineer Junior	\$189
Audio Engineer Software	\$89
Audio Starter Pack	\$89
ROM Switcher Boards	\$45
AX2000 Plus 2Meg CHIP Ram	\$375
(Includes 2Meg Super AGNUS)	
DIGIFIXER	\$45
Directory OPUS	\$65
Postcode	\$19
Super Exec V32	\$590
(Includes cable and Software)	
OPALVISION 24Bit Video	\$CALL
HP DESKJET INK REFILL	\$25
(Refills 5 times!)	

Other Stuff

TurboPrint Pro (New Price)	\$120
CanDO (last at this price)	\$129
Workbench 2 Upgrade Kits	\$149
SuperDJC HP DeskJet DRIVER	\$59
Quarterback New Version	\$99
MIfont (Font Management/Conversion)....	\$159

DMI FLOPTICAL DISK DRIVES

Autobooting - NO DRIVERS Required

Internal	\$799
Diskettes	\$40
DMI Resolvers and VIVID 24 (Hires cards)	\$Call

☆☆ CHRISTMAS SPECIALS ☆☆

Audio Engineer Plus	\$310
Contact	\$69
SuperSound	\$89
Answer	\$120
Imagefinder	\$75
F19 Stealth Fighter	\$55
YC/RGB Colour Splitter	\$399
ADGPro	\$265
XCAD 3D	\$250
AXRAM 4 (with 2Meg)	\$299

FLOPTICAL DISK DRIVES

XMAS only Special

\$859

GSOFT Pty Ltd

PO Box 59

Elizabeth SA 5114

Phone (08) 254 2261

Fax (08) 254 2261

Supporting AUSTRALIAN products
Call us if you have a product to sell!





DON QUIXOTE SOFTWARE

The **AMIGA** and **CDTV** Specialists

The Connoisseur

Fine Art Collection

- Over 500 Pieces of Fine Art and Sculpture
- Over 100 Famous Artists
- Covers 9 Periods of Art
- 10 Pieces of classical Music to set the scene
- Full On-screen Information

\$239.95 Disk Format
\$89.95 CDTV Format

THE DELUXE WORK CENTRE

FOR THE AMIGA A500 AND SOON A600 & CDTV

FULL METAL CONSTRUCTION

Comes with:

- Dust cover
 - Mouse keeper
 - Mouse mat
 - Joystick and mouse leads
- \$119.95** plus p/h



AS ADVERTISED IN U.K. MAGAZINES
now produced in AUSTRALIA

Pollysoft

LICENCEWARE

Don't waste your time and money on over priced software when you can buy the same quality for a BUDGET PRICE

- | | |
|-----------------|--------------------|
| Space Blob | test platform game |
| The Matrix | tile moving game |
| QBoid | test shooter up |
| Spectrum | breakout game |
| Sub Culture | silky ball style |
| Dimension X | Tson cycle fun |
| Crystal Caverns | caves of adv. |

CLD

LICENCEWARE

- | | |
|--------------|---------------------|
| Dinosaurs | Willy's Water Works |
| Geology | Dragon Tiles |
| Video Tales | Motor Dual |
| Fish Index | Trucking on It |
| Typing Tutor | Acord |

\$10.00 per program
SUPPORT THE PROGRAMMERS

BILL BOARD

CDPD II

The long awaited sequel to the best selling cdpd from the uk

CD DEMO

hundreds of your favorite demos all on the one cd !!!

CDTV TITLES TOO
NUMEROUS TO LIST.
PLEASE CALL FOR DETAILS

CDTV
MULTIMEDIA

BACK TO BASICS

Multiplication Division Tables Test
Subtraction Addition Say n' Spell
Six Essential Skills in the one Package

Ages 7-14



\$55.95

FRACTAL UNIVERSE

CREATE YOUR OWN FRACTALS
VIEW IMAGES NEVER SEEN BEFORE

EXPERIENCE THE MANDELBROT
JOURNEY

UNDERSTAND THE HISTORY OF
FRACTALS AND THE COMPLEX
MATHEMATICAL FORMULAE
THAT CREATE THEM

CDTV
MULTIMEDIA

DQR&D

Don Quixote Research & Development



Rosters

ROSTERS PROVIDES:

- The ability to have Multiple rosters within one roster
 - The availability of macros
 - Amiga DOS Version 1.3 and 2.0 compatibility
 - An 'easy to use' user interface
 - The advantage of being written in 100% Assembler
- ENABLING YOU TO:
- Cater for part-time and full-time staff
 - Allow for holidays
 - Record the amount of work rostered to each person
 - Output to a printer or file (for greater flexibility)

\$260

MAVERICK

MAKE YOUR FAVORITE
PROGRAM HARD DRIVE
INSTALLABLE

THIS IS THE ULTIMATE
IN COPIERS

YOU'VE WASTED YOUR
TIME WITH THE REST
NOW TRY THE BEST

\$55

ADVANTAGES TOO NUMEROUS TO LIST

DATEL AMIGA

ACTION REPLAY A500 MKIII	\$172.95	PC
ACTION REPLAY A2000	\$187.95	ATARI
AMIGA SCANNER +Dibion Daint	\$374.95	COMMODORE C64
AMIGA TABLET +Stylus	\$439.95	
RGB COLOUR SPLITTER +Digi II	\$233.95	
VIDEO DIGITIZER	\$252.95	
BOOTBLOCKER	\$46.95	
SYNCR0 EXPRESS (copy ute)	\$109.95	

CDPD

FISH DISK 1-000
V2.0 PROTRACKER PLUS
OVER 400 MODS

all this and more could be yours

for only: **\$55**

CDTV
MULTIMEDIA

DID-18

Digital Interactive Display

\$49.95

ADD MENU

THE ULTIMATE IN
HARD DRIVE MENU
SYSTEMS

\$49.95

ALL PRICES DO NOT
INCLUDE POSTAGE.

POST- \$5.00

COURIER- \$8.00

MAIL ORDER ☎ (076) 33 1561

OR WRITE TO

P.O. BOX 786, TOOWOOMBA, QLD. 4350

TOOWOOMBA STORE, 25a Russell St.

(076) 39 1578

NO VIRUS
\$49.95

For all your **AMIGA** needs Registered Commodore Dealers

DEALER ENQUIRIES WELCOME

USER GROUPS

The Best Source of Information

Commodore - Amiga

User Group Support

If you're using a Commodore computer or just brought one, user groups are one of the best places to learn how to use it. From setting the computer up to using software and choosing add-ons hardware, like Harddrives and more memory. There are many Commodore User Groups, one may be near you where you can join and meet some new friends that use the same Commodore computer as you.

Most User Groups offer

Public Domain Software, Bulletin Boards, Magazines and lots more so call one near you and get more, out of your Commodore computer.



Commodore 64 and Amiga Australian User Groups

For more information call the one closest to you or call Hot Shots on 02 428 7797 Sydney 008 805067 national for others User Groups not listed

NSW

Australia Amiga User Association Inc.
P.O.Box 389 Penrith 2750 NSW Australia

East Coast Amiga
P.O. Box 344 Gosford NSW 2250

Commodore Hornsby User Group
P.O. Box 1578 Hornsby Northgate NSW 2077

WA

Perth Commodore User Group
22 Marriot Way Morley WA. 6062

Commodore Computer Club
P.O. Box 146 Willeton WA 6155

Qld

Brisbane Amiga User Group
Lot 4 Lindsay Rd Morayfield QLD 4506

Commodore Computer User Group Inc.
P.O. Box 274 Springwood QLD 4127

Gladstone Amiga User Group
P.O. Box 1390 Gladstone QLD 4680

SA

South Australia User Group
P.O. Box 427 North Adelaide SA 5006

Amiga User Group of SA
P.O.Box 10131 Adelaide SA. 5001

Vic.

Amiga User Group Inc.
P.O. Box 684E Melbourne Vic 3001

Melbourne Commodore Computer Club
P.O Box 177 Box Hill Vic. 3128

Balaclava Use Group
3/2 Almond Ave. Brooklyn Vic. 3025

ACT

CAUSE Computer Club
P.O Box 596 Canberra ACT 2601

Commodore User Group Act
P.O. Box 409 Curtin ACT 2605

NT

Amiga User of NT
P.O. Box 38952 Winnellie NT 0821

Tas

Burnie Amiga User Group
P.O. Box 221 Burnie TAS. 7320

If you would like to startup a User Group then please call Gary Colligan at Hot Shots on 02 428 7795.



**FREE
ADVICE
&
COMPUTER
SUPPORT**

AMIGA - MS-DOS

TOLL FREE Ph. 008 805067 National

Ph. 428 7666 Sydney
Ph. 02 428 7797 Fax

SIMPLY PHONE AND TAKE ADVANTAGE OF:

- Set up and installation advice and assistance on Amiga and MS-Dos products.
- Software/Hardware information.
- Latest news and information from the World of Amiga.
- Local phone call cost from anywhere in Australia.
- Add-on options for your Computer
- All with friendly helpfull advice.

FOR FURTHER INFORMATION ON HOT SHOTS CALL

* Free membership with the purchase of any Commodore branded product

HOT SHOTS MEMBERSHIP APPLICATION FORM

Name: _____

Address: _____

Suburb: _____ State: _____ PostCode: _____

Ph. No: _____ Male Female

Age: Upto 10 11 to 16 17 to 25
26 to 34 35 to 49 Over 50

Is your Commodore Computer used mainly for
Business: Pleasure:

Hot Shots Computer Support

Free membership with the purchase of any Commodore branded product or a joining fee of \$25.00. Annual Subscription \$25.00

Yes, I would like to become a member of Hot Shots Computer Support I enclose my cheque for \$25.00 for membership.

I authorise Commodore Computers to debit my
 Bankcard MasterCard VisaCard American Express
account for the amount of \$25.00

My Card number is

Signature: _____ Expiry Date: _____

Send to:
Hot Shots Computer Support
67 Mars Road Lane Cove, NSW, 2066

COMPUTER DETAILS

Model: _____ Memory: _____

Hard Drive Size: _____ Speed: _____

Operation System: _____ Serial No: _____

Monitor Model: _____

Printer Model: _____

Add-ons: _____

DEALER DETAILS

Dealer Name: _____

Dealer Suburb: _____

Dealer State: _____

Dealer Phone: _____

Please supply copy of receipt of purchase

HOT PD

Almost free, very available, and arriving in droves - Daniel Rutter brings us up to date with the latest in Public Domain, Shareware and other similarly styled programs.

It's been a good month for freely distributable software. As I write the Fred Fish PD library has gone past 740 disks and isn't showing any signs of slowing down, and Amiga FD software libraries still charge less than half as much as IBM libraries per kilobyte of software. We've got the right computer, folks!

Adventure Update

The game that gave its name to a whole genre, the antediluvian *Colossal Cave Adventure*, has been available on the Amiga for a while now and the latest version, 1.10, is an excellent implementation of the original 350 point version, which runs in an Amiga CON window and hence gives full command history under WB2. It runs fine under 1.x as well, and it's STILL a great game today - if your imagination is up to providing graphics!

SysInfo

Nic Wilson's excellent ShareWare system information program has had a major update, to v3.01. This latest version looks quite different from previous incarnations, and features a complete listing of all system libraries, devices, resources, ports and tasks, an elegant bar graph speed comparison, full support for the brand new

Advanced Graphic Architecture (AGA) machines and too much other stuff to mention here. Every Amiga should have *SysInfo*.

CheckDrive

Here's one for the hard disk users. Have you ever rebooted, or had a massive crash, right in the middle of a write to the drive? The partition you were writing to will try to validate while your startup-sequence is running and as a result many moons will pass while you wait for your system to boot - I've had a good ten minutes!

CheckDrive is a simple program which you insert into your startup with arguments telling it which partitions to check. It looks at these partitions, and if they're still trying to validate it brings the startup to a shuddering halt until they've finished. Simple and useful - but you'll need Workbench 2 to run it.

TWC

Most modems these days are capable of what's called full duplex operation - they can send and receive simultaneously. But until recently there's been no way for Amiga users to make use of this feature - the IBM world has the BiModem proto-

col, but although there's an Amiga BiModem library I've not seen it implemented anywhere yet.

TWC stands for *Two Way Chat & Send*, and it allows you to hook up via modem with someone else running *TWC* and transfer files both ways - while chatting via text sent with the file data! It's a beta version and hence still a bit buggy, but it seems to work and is well worth a look. *TWC* requires WB2.

Unfortunately, the author specifies no profit may be made from *TWC*, so it will not appear in most PD libraries. Another one for those of us with modems - which in this case at least should be the only users interested!

While we're on the subject of comms, Fred Fish AmigaLibDisk 729 contains the confusingly titled *BBBBS*, or *Baud Bandit Bulletin Board System*, v5.4. I'm no sysop but I've given it the once over, and seeing as everything except the "door" programs in Rexx is completely public domain, I think it merits a mention.

Features include up to 99 file libraries with extended filenotes, up to 99 fully threaded message conferences, number of users, files, messages, etc. are only limited by storage space, controlled file library and message conference access for users and sysops, interface to extra devices like CD-ROM and others, all treated as read only, complete Email including binary mail, and multiple forwarding, user statistics including messages written, files uploaded or downloaded, time, etc. plus much more. Cute, eh!

ReOrg

After you've been using a disk for a while, be it hard or floppy, it'll get frag-

SysInfo

SYSTEM SOFTWARE INSTALLED		DEVICES	MEMORY AVAILABLE	
input	FAST RAM 38428810C	437.12	TOTAL FREE CHIP	70288A
harddrive	FAST RAM 38428890B	437.23	FREE 16 BIT FAST	2743848
trackdisk	FAST RAM 38428865C	437.18	FREE 32 BIT FAST	8
console	FAST RAM 38428828B	437.157	TOTAL FREE MEM	2525848
scrn88	FAST RAM 38428839C	41.8	TOTAL MEMORY	5241824
clipboard	FAST RAM 38420384A	437.4	RAM SPEED vs CHIP	+12%
BaudBandit	FAST RAM 38427977A	41.4		
SPEED COMPARISONS		SHARPLY	INTERNAL HARDWARE MODES	
DIRSYSTEMS	744		CLOCK FOUND	COPYBACK N/A
A500 - A600 STD	1.28		ROMS ECS 1 HEQ	INS.CACHE N/A
B2000 EXTRA RAM	1.88		MODE PAL	INS.BUSET N/A
B2000 GVP A3001	8.12		DEVISE STD 8362	BALCACHE N/A
A2500	8.36		CPU 68010	BALBUSET N/A
A3000	8.16		FPU NONE	RAMPCACHE N/A
PP65 MERCURY '040	8.83		MMU N/A	SARY REW N/A
CPU MIPS	8.77		VBR \$805FFC00	DNAC TRYP N/A
FPU MFLOPS	N/A		FHZ 7.89	CARD SGT HQ
CHTPRAM vs A3000	8.24		FHZ15 KHz 15.68	VERT. Hz 58
			ECLOCK Hz 789379	SUPPLY Hz 58

TWC

mented, with bits of files all over the place. Optimisers improve disk performance by sticking fragmented data back together and using a few other tricks to speed access. *ReOrg* is such a program, currently up to v2.33 and requiring Workbench 2 (yes, I am trying to make a point here folks), and despite hiccups on some machines seems to do its job quite well. On mine, older versions of *ReOrg* piled up disastrously immediately upon commencement - fortunately without damaging anything; the current version works perfectly but crashes as soon as it finishes optimising! Still, it's worth a shot - but DO back up first, when using this or any other optimiser. *ReOrg* is ShareWare.

CycleToMenu

WorkBench 2 has many benefits. One of the features of the new interface are "cycle gadgets", buttons whose text changes every time you click them. These little gizmos are great if there are only a few choices, but if a programmer goes overboard and puts in 152 it gets deeply irritating to have to click or shift click for half an hour to find the option you're after. *CycleToMenu* is a WB2 commodity which turns cycle gadgets into menus when you click them - and they still work normally if you only click the little arrow on the side. Simple and foolproof, and it makes life a bit easier.

FMSDisk

I quite often compile disks for PD libraries. Doing so is made a lot easier if you have a "fake" floppy disk to work with on hard disk or RAM, as you can juggle all the bits around much faster without endless drive grinding. Until recently the only way to do this was to make a recoverable ram disk of 80 cylinders using the Old File System, which worked fine but vanished when you turned the machine off, or to make a dedicated tiny hard disk partition the same size, which is a waste of RAM since it's always mounted and no use for anything else.

FMSDisk gets around this by making a large file which behaves like a separate Trackdisk device, and need only be mounted when you need it. You still lose around 900k of HD space, but my 200Mb can handle it. It gets a respectable 63%

of HD speed despite the track/file translation, and is easily 15 times faster than floppy on my machine. As I write this I'm putting together the companion disk via *FMSDisk*; it's great!

Under WB2 I was unable to format a *FMSDisk* device, but it formatted fine under WB1.3 and now works perfectly under 2. One of life's little mysteries.

Flying Toasters

Anyone who's ever used a Macintosh will have seen *After Dark*, the versatile screen blanking utility with 101 different ways to prevent monitor burn (not really a problem with colour monitors anyway but don't tell 'em). The most famous, and least comprehensible, of these blankers is the unforgettable Flying Toasters, which are now available as a stand alone WB2 screen blanking commodity. They're only black and white, but they still produce much confusion when they flick on; great fun!

A brief point I'd like to make about *Toasters* involves this little snippet from the manual: "FT is Public Domain. This release includes binary and source files. Do anything with it you want but ..." The author goes on to list a load of conditions, to which I've adhered, but technically since he declared it to be public domain none of them are binding. Public domain software has NO copyright, and NO restrictions of ANY sort on its distribution or use can be enforced. Plainly that's not what the author meant, but to all the freely distributable authors out there - if you want to make conditions, don't say PD.

MegaD

If you're after a powerful directory utility with magnificent documentation at a bargain basement price (PD!), give *MegaD* on Fish 736 a look. It uses an unconventional multi-window approach, like the ancient *Browser*, but is much more powerful, comprehensively documented and - well, listen to this:

"A directory utility with multiple directory windows so you may copy from multiple sources to a single destination, copy from one source to multiple destinations, or copy from multiple sources to multiple destinations. Full font support, full screens support, application icons,

application menus and application windows support. Includes 126 page tutorial and 47 page user guide. Other features include 72 user defined command gadgets with simple keyboard equivalents, and multiple filters on directory listings."

I've not played much with *MegaD* sine I'm a happy and registered user of Chris Hames' *DirWork*, but it looks very impressive - particularly for the money!

SnoopDOS Update

An invaluable utility for serious Amiga users. It deals with that horrible situation where something just doesn't run, and refuses to tell you why. One way to find out what this program's trying to do is to use *WhatIs* (see below), but the best technique is to run *SnoopDOS*, which will open a window or log file and show everything that's happening in your system; you can see what fonts, devices, libraries or other stuff the program's hunting for and whether or not it found them. *SnoopDOS* is also great for tracking script files that don't give output and may or may not have hung, and I find new uses for it all the time. It makes life much simpler, and Eddy Carroll deserves a medal for writing it.

WhatIs

This useful little utility's been updated to v2.5, with various extra file types recognised and a few bugfixes. It will tell you what sort of data or program file something is, and will also hunt through the program and find a lot of internal data about resources the program needs. *WhatIs* requires WB2.

MultiAssign



Hard disk users tend to have assigned devices all over the place - I've got 30 of them and I know people with plenty more. Floppy users tend to use fewer, but due to the slower medium even a few assigns can take ages, even if you make *Assign* resident. *MultiAssign* deals with this problem (as long as you've got WB2) by reading a load of assigns from a data file and doing them all in one hit. Does it make a difference? Well, from a list of 1000 identical assigns, *Assign* made resident gave 55.84 seconds on my 68010 machine; with *Assign* running from HD



879 7455
Sydney Metro
 Support · Orders

PR1ME

A R T I F A X



Any four disks - \$14 · Any ten disks - \$35

Business Pack

Five disks of business software including Finance, Spreadsheets, Wordprocessing, Database and Clerk. Programs include: bBase, Analyticalc, CheckBook, Budget, Bankn, TextPlus, AmigaFox and PrintStudio.

ProPage 3.0 Enhancer

Five disks in total, including three disks of Compugraphic FONTS, one disk of Structured CLIP-ART, and one disk of GENIES, Design Templates and Utilities. (Material sourced direct from U.S.A)

Pagestream Enhancer

Five disks in total, including three disks of Adobe Type 1 FONTS, one disk of Structured CLIP-ART, and one disk of New Drivers and Utilities. (Material sourced direct from U.S.A.)

MUSIC Pack

Four disks of useful software, instruments and music including ProTracker, Selected Tracks, Sound Tools and Sound-FX. Everything you need to create your own Amiga based masterpieces.

Artist Pack

Three disks of programs, Amiga produced art and graphics utilities. Includes FREE PAINT, a Deluxe Paint style paint program; SlideMaster presentation program; ImageLab image processing and Titlegen - for video titles.

Hot Games

Grab our latest four Hot Games disks, and you have the best public domain games around. Add to that our first four disks and you have eight disks crammed full with games for \$28 - Not bad value! From arcade, to strategy, and many classic remakes.

DOS Utilities III

Two disks of great programs to help when Workbench alone won't do. Recover deleted files, edit disks, look for lost ASCII, check out disks for hidden text. Crunch, archive and move files around, backup disks using SuperDuper and Optimise your disks for faster access times.

MS-DOS Pack

Read and Write to a 720K MS-DOS disk from within any program. Move text, database or spreadsheet files in between a PC and the Amiga. The Emulator disk includes Transformer and a demo of PCTask. Two disks in the set. Also convert graphics to PC.

Printer Drivers II

A brand new collection of enhanced printer drivers. This disk contains a special CANON driver for the BJ10, 130 and 300, including Font Manager and Workbench control of printer options. ALSO new HP-IJ I,II,II and Star-9 PLUS drivers.

Each theme disk is compiled by Prime Artifax.

it blew out to 3:08.60. *MultiAssign* did it in 22.94. Any questions?

AIBB to 4.65

Amiga Intuition Based Benchmarks is the standard Amiga benchmarking program, used to figure out how fast your machine is at various tasks. The latest version, 4.65, incorporates Kickstart 3/AGA support and a couple of bugfixes to make it even more accurate - so all those Amiga 4000 owners out there are catered for! Curiously, *AIBB* still runs fine on WB1.3 machines - unless you've got a 68040 CPU.

BootX

The best PD virus killer available, has now been updated to v5.20, with LOTS of upgrades from v5.11. The most drastic change is full Workbench 2.1 and 3 support, which entails recognition of the new Kickstart 3 bootblocks, Locale support for foreign language users, AmigaGuide support for documentation (a particularly nice feature) and more, not to mention piles of bugfixes (which implies piles of bugs, but don't tell).

Workbench 1.x users have been left out in the cold. To keep up with the increasing sophistication of the efforts of the brain damaged virus authors, the *BootX* Recog file, now up to v1.71, has had its format changed and will only work with *BootX* 5.2 or later; since no *BootX* since 4.5 has supported WB1.x, you've got another reason to upgrade!

BootX is STILL the easiest to use virus killer in the public domain, and easily equals any commercial effort; get wise, get *BootX*!



BootX

In Reflection

Looking back through this column I notice I've not hit any great PD games over the last month - there have been a few little Workbench time wasters but nothing awesome. Well, to make up for it, keep a look out for the playable demo version of *Pinball Dreams II*, which is freely distributable and gives you one of the PBDII tables and infinite balls. *Dreams II* is quite like I, but slicker and faster; this demo version's a killer. Unfortunately, it's also way too big to fit on the companion disk. (See end of article.)

You'll also get good FD entertainment from the demo disks for *Blitz Basic II*, which contains fairly average games and a really good version of *Defender*, one of Andrew Farrell's favourites which got an enthusiastic thumbs up in the editorial office, where he continued playing through a couple of phone calls. If you've never played *Defender* you're in for a treat; if you were weaned on the multi-buttoned arcade machine you'll love it.

Makecash Warning

Over the last couple of months I've seen a file called MAKECASH.TXT wandering around various bulletin boards - you know the type - "Make \$50,000 in a month!". I believe this little message, the author of which I've deleted to preserve his dignity, should cool the ardour of any potential millionaires: Re: Make Cash letter. To BBS members, associates, and general users, I am deeply sorry about the interruptions and mayhem that I have caused with this stupid letter. It has been pointed out to me that this letter is indeed illegal in Australia, but is not in America. I was not aware of these kinds of letters, and in my ignorance and gullibility I thought that these letters were legitimate, and could actually work. I hope to end this topic here and now, as I have learned my lesson with various BBSs restricting my access, and many offensive letters towards myself, which I deserve of course. So, as I said before, I am sorry, and will get rid of this letter, so that it will not and cannot be uploaded again ... Clear?

The companion disk for this column is available from Prime Artifax as Hot PD 4, and you will find just about everything listed, except for stuff that for-profit libraries aren't allowed to distribute and *BootX*, which proved too big and will be available on a dedicated disk from all good PD libraries. To fit all the stuff on I've had to archive it all, but every program's in an individual archive so people without hard drives won't have to wrestle too much with LhA and its confusing command structure. □

TV Software

PO Box 405, Kenmore,
Brisbane 4069
Ph: (07) 374 2232

- 52 Mb Quantum SCSI \$409.00
- 105 Mb Quantum SCSI \$609.00
- 170 Mb Quantum SCSI \$729.00
- 240 Mb Quantum SCSI \$1049.00
- Quantum IDEs CALL

Call for prices on other
hardware

Only while stocks last

Prices subject to change without notice

ROD IRVING'S "BULK DISK PRICES" "NO BRAND DISKS"

LIFETIME WARRANTY / BOX OF TEN DISKS
ALL DISKS INCLUDE ENVELOPES & WRITEPROTECTS

	1-9	10+	50+	100+	500+
5 1/4" DS/DD	\$4.50	\$4.40	\$4.30	\$4.25	\$3.99
5 1/4" DS/HD	\$8.50	\$8.25	\$8.10	\$7.50	\$6.90
3 1/2" DS/DD	\$7.90	\$7.70	\$7.50	\$7.00	\$6.60
3 1/2" DS/HD	\$14.94	\$13.75	\$13.50	\$12.00	\$11.00

ROD IRVING ELECTRONICS

MELBOURNE: 48 A'Beckett St. City. Ph: (03) 6636151
OAKLEIGH: 240c Huntingdale Rd. Ph: (03) 562 8939
NORTHCOVE: 425 High St. Ph: (03) 489 8866
SYDNEY: 74 Parramatta Rd. Stanmore Ph: (02) 519 3134
MAIL ORDER: 56 Renver Rd. Clayton Ph: 008 33 5757
MELBOURNE DEALER - BLUESTAR COMPUTERS:
271 Maroondah Hwy, Ringwood Ph: (03) 870 1800
DEALER ENQUIRIES WELCOME Ph: (03) 543 2166

FREE PACK & POST OVER \$100

RAMDrive™

High-Speed Battery-Backed RAM Cartridge
 Compact - 6" x 3" x 1" h. Plugs into the cartridge port.
Compatible - Use with GEOS, CPM, Q-Link, PD, Shareware and more.
Non-Volatile - External power supply (eliminate drain on computer power supply & internal rechargeable batteries (retain data up to 7 days))
FAST - Up to 400x faster than a 1541; 20x faster than RAMDOS;
Built-in Jiffy DOS speeds access to CMD Hard Drives and Jiffy DOS-equipped floppy drives.
Easy to Use - Operates as standard disk drive. File and disk copiers included along with partitioning and GEOS support utilities.
RD-Self-Contained DOS - partitionable, Autoboot in 64 and 128 mode. Configurable as any device 8 thru 30.
Includes 1 Megabyte RAM & External Power supply.
 2Mb configuration available.

\$489
1 Meg



Link C64= RAMDrive RAMLink C64=

So...
you want more.

RAMDrive RAM

RAMLink™

Power Backed REU Interface and Expandable RAM Disk.
Non-Volatile Storage - Operates on its own external power supply. Includes rechargeable battery back-up, retains data during power outages.
Compatible - Use GEOS, CPM, Q-Link, BBS programs, productivity software and more. RAM port for connection of REU or GEORAM of any capacity. *Pass-thru port supports most cartridges.*
User Expandable - Internal RAMCard allows expansion up to 16 Mb by using standard SIMM's.
Fast - Up to 400x faster than a 1541; 20x faster than RAMDOS; Built-in JiffyDOS + parallel interface, speed access to CMD Hard Drives.
Easy to Use - Plugs into the Cartridge Port. Operates like a standard disk drive. File and disk copiers included along with partitioning and GEOS support utilities.
RL-DOS - Organize RAM into manageable partitions that emulate 1541, 1571, & 1581 drives or expand to the full RAM capacity with MS-DOS style subdirectories.
RAMLink Supplied with 0Meg, Real Time Clock, Battery back-up & Parallel Cable.
 1Mb, 2Mb & 4MbSIMM configuration available.

\$489
0 Meg

RAMLink C64= RAMDrive RAMLink C64= RAMDrive RAMLink C64= RAMDrive RAMLink C64=

C64= RAMDrive RAMLink C64=

Exceldata

...we have more.

Call now and order your CMD RAMDrive or RAMLink. ☎ (02) 550 0727
 Fax (02) 558 1884.

For fast service Fax or mail the order form to
 Exceldata, 2/27 Petersham Road,
 MARRICKVILLE NSW 2204



AMEX

All trademarks belong to their respective registered owners.

Please send me

- RAMDrive for \$ 489. + \$3 pp
- RAMLink for \$ 489. + \$3 pp

I enclose a cheque/money order for \$ _____ or please

bill my credit card. Exp. date

Signature: _____

Phone Number: (____) _____

Address: _____

PCODE _____

The C64 Column by Owen James

Public Domain Update

This month we'll be taking a look at some of the more recent public domain software titles to become available for the C64. The following titles were supplied with thanks to Brunswick Publications.

Future Noter - Brunswick disk #133.

Future Noter would best be described as a word processor and demo maker rolled into one. Similar to the very popular *Future Writer*, *Future Noter* allows you to construct and present animated pages of text. Once you have selected your accompanying soundtrack and written your text, *Future Noter* will compress and save the file as a stand-alone module that can be executed just like any other program.

It's not quite as feature-laden as the original *Future Writer*, although this version does allow you to position up to eight animated sprites on each page of text. The animations you can choose from consist of everything from spinning disks to a hyperactive duck! Certainly one way to impress your pen friends.

Dir Master - Brunswick disk #120.

Dir Master allows you to perform many weird and wonderful activities on your disk directories. Options for sorting directories, deleting files, inserting lines in the directory, unscratching files and many other functions are provided. As usual with these types of programs, it's always best to experiment on backup copies of disks first.

RAM Disk - Brunswick disk #128.

Adds a RAM disk to C64s without the need for an REU. Like a regular disk, you can load, save, delete and list the catalogue of files in your RAM disk, the advantage being that access to the files is virtually instantaneous. Useful if you would like to keep several small utilities on hand when coding programs etc. Recommended.

Scriptease V3 - Brunswick disk #129.

Scriptease is a simple 40 column word processor. Perhaps its most valuable feature is its huge text buffer, allowing you to edit articles of around 1,200 lines. My main criticism is the lack of a word wrap feature, which makes it a bit of a struggle to re-read your text. Still, if you're after a program that can handle large quantities of text then this program is probably the go. *Scriptease* is fast and simple to use, and also has a 65,000 word dictionary available for \$US9.95 direct from the author.

All of the disks mentioned here are available for \$5.00 each from Brunswick Publications. Postage is free and there are no membership or joining fees. To order, or for more information, write to Brunswick Publications, PO Box 458, Bondi Junction NSW 2022.

MAIL

C64 to PC Transfer

Roger Coles, of Wollongong NSW, writes: "Dear Owen, I'm writing to ask whether you know of any software

which would allow file (ASCII) transfer from a C64 to a PC via serial communication? Alternately, is it possible to find a DOS utility for a PC which will read Commodore (1541) floppy disks on a 5.25" drive? I would be extremely grateful for any help with this enquiry, as I have a large number of my own BASIC program source code listings which I want to transfer, modify and run on my PC."

OJ: There are several options for transferring ASCII files from the C64 to a PC platform. The first is via a null-modem cable. This will link the serial ports of both machines and allow transfer in much the same way as if the connection was via modem. You may have to get a cable custom made for this purpose.

If you have a modem and a telephone line available for each machine then transfer via this method is also available.

If you're intending to transfer BASIC programs, then something else you'll need to be aware of is that Commodore BASIC attaches a two-byte load address to the start of programs, which can cause some problems. Something else to be aware of is that the C64 doesn't use ASCII by default. It instead uses its own variation known as PETSCII, so you'll need a way to translate files to pure ASCII before they can be of much use in the MS-DOS environment. I don't know of any software for the PC that will read 1541 disks. Alternatively, there is a company that will transfer C64 files to either an MS-DOS, AmigaDOS or Atari format 3.5" disk and take care of all the necessary conversions. Your files will need to be as clean as possible, that is they should contain few or no control characters, and you'll need to state which output format you require. C64 BASIC programs will be output as standard ASCII files for importation into your PC's BASIC editor, where they may need some fairly serious rewriting in order to be compiled and run.

Price is \$4.00 for the first file and \$2.00 for each additional file (minimum \$10.00 per order) and this includes postage, packing and the return

3.5" disk. Add an extra dollar if you'd like the original 5.25" disk returned. You can also send and/or pick up the files via modem.

For more information on this, or translating C64 graphics to IFF, GIF, JPEG or EPS formats, contact Code One Computer Services, 29 Toulon Ave, Wentworth Falls NSW 2782.

Hardware Knowledge and the ZX-81!

John Setek, of Paradise Point Qld, writes: "Dear Owen, my C64 was made in Hong Kong and now it is in need of repair. Can you suggest a repair manual or is there anyone out there interested in the internal workings of the C64 who would like to share his knowledge? Are there any groups interested in the original Sinclair ZX81?"

OJ: Firstly, the only guide to repairs that I know of is the Commodore Diagnostician II, available for \$8.95 from Wilcom Australia. It uses cross reference grids to locate faulty components on C64s and 1541s. For more information contact Wilcom Australia, PO Box 48, Kyneton Vic 3444. Tel (054) 22 3329 or Fax (054) 22 1115. Unless you've had some experience in working with electronics I wouldn't recommend home repairs for anything but the most simple of problems. Best idea would be to take it to an authorized Commodore repair centre.

I'm not aware of any user groups for the old Sinclairs. If anybody out there knows of one, write to John direct at 7 Wills Court, Paradise Point Qld 4216.

Classifieds

Christian McIntyre, of St Marys NSW, gives us this sales pitch: "Attention to all Commodore readers who would like to upgrade to a near new C64! Latest model Commodore C64 - less than two years old. Disk drive, three joysticks, 16 games, 2 word processors (*Paperclip Publisher* and *Word Writer 5*), boxes, mouse, notcher, blank disks, receipts (upon request), cleaning disk and manuals. Everything worth

over \$1000. Must sell urgently for \$450 - \$500. No pirated software! For more details please phone (02) 623 4912 after 3pm. Ask for Christian."

GeoWrite and REU

R Austin, of Umina NSW, writes: "Dear Owen, I recently purchased *GEOS 2.0* and am having trouble getting *geoWrite* to run on the REU. I went through the procedure outlined in the manual for making working copies etc, but found when I boot up with *GEOS2.0R*, *geoPaint* operates okay, but *geoWrite* will not boot up unless I use the *GEOS 2.0* System Disk which is not set up on the REU configuration. I tried to configure the REU on the work disks but it will not bring up the REU and will not let me change the "B" drive or the RAM expansion box.

"I tried copying the Configure file from *GEOS 2.0R* on my work disks but it won't boot *geoWrite* up and tells me to reboot with my original *GEOS 2.0* System disk, which then does not bring up the REU. I tried copying the configure file onto the backup disk but it will not copy on a system disk. Can you tell me how to be able to use *geoWrite* on the REU?"

OJ: Your problem could be one of many things, but to me it sounds like there was an error in the installation procedure. As a form of copy protection, *GEOS* installs applications such as *geoWrite*, *geoPaint* *geoPublish* etc. to work with only one system disk and the backup of that system disk. This ensures that you can make as many backup copies of the applications as you wish, but they will run on only YOUR copy of *GEOS*. If the IDs don't match then it asks for you to boot with the original.

It sounds to me like you have one standard 2.0 System disk, and another setup for your REU. When you installed the REU version, *geoWrite*'s ID was not updated and so will not run with this other system disk. This would explain why *GEOS* asks you to reboot with your original 2.0 disk.

The reason why you cannot copy

the Configure file onto the system disk backup is because there's already a configuration file on there that is protected from both deletion and replacement. To delete any files from a system disk, you must first move its icon to the border area, drop it, then pick it up again and place it in the trashcan.

This two step procedure is just an added protection so that you don't accidentally destroy files from the system disk. One you have done this, you should then be able to move the newer copy of the configuration file onto it. Remember also that you need the version of the Kernal and deskTop designed for the REU in order to take full advantage of it, and this may be another cause of the problem.

Since I don't know your exact configuration, my suggestion to you would be to first check if you have a copy of *geoWrite* that has been installed to work with 2.0R. Your ORIGINAL Applications side of the system disk may have a version of *geoWrite* that will run with the V2.0R system. Try launching *geoWrite* from this original Applications disk and if successful replace the copy of *geoWrite* on all of your work disks with this version.

That wraps up this edition of The C64 Column, the last for 1992. If you have any questions, comments or suggestions drop me a line care of The ACAR, PO Box 288, Gladesville NSW 2111. I'll be back in the new year with all the latest news, views and answers to your questions. Until then, have a safe and happy holiday!

GEOS XMAS ART PAK

2 Double Sided Disks of
XMAS GEOPAINT ART

XMAS SID MUSIC PAK

2 Double Sided Disks of
XMAS SID MUSIC
with Music Player & Pictures

Each PAK \$15

Stamped Envelope for Details

GEOS LIBRARY: 800+ Files \$50

GEOS FONTS: 450+ Fonts \$45

Library & Font Samplers & Listing \$5 each

C-64 PUBLIC DOMAIN (SA)

Box 146 GPO, Adelaide SA 5001

Ph: (08) 294 8447 (AH)

CDTV

by Phil Campbell

News

New Distributor for Japan World

Melbourne's corporate Multimedia specialists Acumen are the new distributors of *Japan World*, a CDTV title that brings a little bit of Japan to your lounge room. Learn key Japanese customs, words and cultural norms as you browse through this well produced introduction to Japanese life. Designed originally to create a stronger bond between British and Japanese industry, *Japan World* retails for \$199.50. For more information contact Graham Redman at Acumen, (03) 853 6662.

Interplay Authoring System

Optonica Ltd, who claim to be the authors of "the best in CDTV Multimedia production tools", have just released *Interplay*, a system that puts multimedia production into the hands of end users. No programming skills are necessary. The simple "point and click" system allows the production of consumer titles, education, business and industry projects of almost any scale.

A "layered design" allows you to only deal with the level of complexity you need. And you can actually see your production build up before your eyes as you string together your pictures, animations, photos, digital video, text, music, sound effects and narration. "What you see is what you get" previewing reduces the risk of costly mistakes when pressing your production to CD.



Distributed by Don Quixote Software (076) 33 1561. Demonstrations of productions authored with the system are available on CDTV disc or VHS video tape. Phone for more details.

CD-Demos Out Now

You'll never need to buy another "cover-disk" again. (They're the disks full of program demos that inferior UK magazines stick on the front to sweeten the deal - because there's not enough in the magazine itself to make it worthwhile). Again from Toowoomba's Don Quixote Software, the CD-Demo stacks around 600 cover disks onto a single CDTV disk, allowing you to browse to your heart's content.

Commodore Finalise Kodak Photo Deal

In a long awaited agreement, Commodore and Kodak have finalised arrangements for a CDTV add-on that will let you display Kodak Photo-CD pictures on your CDTV. This bodes well for both systems. Kodak's bold Photo-CD initiative - in which your roll of film is transferred direct to CD for viewing via your telly - was much admired, though the need for an expensive Photo-CD reader dampened the enthusiasm of most average consumers. Now, however, it's just one more

reason to buy a CDTV - and an excellent reason to have your next roll of film returned on disc instead of paper.

Did you know ...

Did you know that with a slightly modified printer cable and a copy of the public domain program PARNET, you can link your Amiga and your CDTV, using your CDTV as a CD-ROM drive? Excellent for the new range of "bulk PD" style disks - imagine having every Fish Disk ever released, only a mouseclick away.

Music with Graphics - Full CD+G Listing

Until now, most CDTV users have had trouble finding a supplier of CD+G discs. The few demos we've seen are impressive - you can listen to a CD and watch while graphics and song lyrics are displayed on your TV screen. Now Digital Imports Australia are specialising in CD+G titles. Check out this complete listing, then give them a call on (03) 776 0743, or write to PO Box 945 Mordialloc, Vic 3195.

CD+G titles available:

Alphaville - Breathtaking Blues
Laura Branigan - Laura Branigan
Ella Fitzgerald - Things aren't what they
Flamin Groovies - Groovies Greatest
Fleetwood Mac - Behind the Mask
GRF Digital Sampler - On the Cutting Edge
Emmylou Harris - Pieces of the Sky
Information Society - Information Society
Chris Isaac - Silverstone
Jimi Hendrix - Smash Hits
Little Feat - Hoy Hoy
Little Feat - Representing the Mambo
Gram Parsons - Greivous Angel
Bonnie Raitt - Green Light
Bonnie Raitt - Nine Lives
Lou Reed - New York
Van Dyke Parks - Tokyo Rose
Various Artists - Tribute to Woody Guthrie
10,000 Maniacs - Blind Man's Zoo
Bach - St Matthew Passion

Beethoven - String Quartet #14
 Beethoven - Symphony #7
 Beethoven & Liszt - Symphony #9 in D Minor
 Anton Bruckner - Symphony #9
 Gustav Holst - The Planets
 Gustav Mahler - Symphony #5
 Mendelssohn - Symphony #3
 Mozart - Abduction of Seraglio
 Henry Purcell - Dido and Aeneas
 Beethoven - Diabelli Variations
 Berlioz - Symphony Fastasique
 Domingo Placido - Belcanto Domingo
 Mendelssohn - Symphony #2
 Mendelssohn - Symphony #4
 Mozart - Magic Flute 'Highlights'
 Prokofiev - Peter and the Wolf
 Handel - Messiah Highlights

And finally, for something really fancy, Digital Imports stock a CD+MIDI title, *George Gershwin - Presenting CD + MIDI* that pumps out a MIDI data track to your synthesiser as well as music through your stereo.

FEEDBACK

If you're a CDTV user, why not drop us a line at CD-Feedback, PO Box 23 Maclean NSW 2463.

Handy Tip

Dear Phil, I recently purchased a CDTV, and have found a tip I think your readers may be interested in. If you have your CDTV connected to a stereo, it's possible to re-record normal music CDs with your own beats or digitized speech playing in the background. First, you'll need a sound program such as *Med* or *Pro Tracker*, and then it's simple. You load in your samples or modules, then place your music CD in the caddy, and then into your CDTV unit. Now select the instrument you want to play and also press play on the computer itself. By pressing the keys on the keyboard you'll be able to hear the sound effects

coming through the stereo as well as the music on the CD. You can also have a tape in the stereo to record your result.

I also have a question regarding the CDTV. I've observed that some programs won't load due to lack of memory. Sometimes this can be fixed by taking out one of the external drives, but still about five of my programs won't load. I know it's possible to have a 2 Meg CDTV but no-one seems to know much about it. Could you please tell me if it's available, and if you think it's worth looking into.

Jason A. Roomans,
Taree NSW

Ed: Thanks for the tips, Jason. For more information about CDTV memory, contact Ian at Don Quixote Software on the number mentioned above. They're hard at work developing memory add-on options for the CDTV, and Ian will be able to advise you on the best upgrade path. □

Amiga Public Domain Software

Over 4000 Disks to choose from

NO POSTAGE CHARGES

DISKS from \$3

All orders shipped within 24 hours of receipt. Send \$5.00 for 3 Disk Catalogue or \$19.95 for Introductory Pack of 8 Disks which includes 3 Games Disks, 2 Utility Disks and Master Virus Killer Disk. Plus Disk Catalogue. Catalogue Disk upgraded free anytime with orders.

17BIT, FISH, AMAZ, AMICUS, FAUG, NZAUG, TBAG, AMIGOZ, MUSIC SOUND, APPLICATIONS, UTILITIES, ANIMATIONS, DEMO'S, GRAPHICS, PLUS OTHERS. ALSO WE HAVE OUR OWN RANGE OF OVER 500 DISKS, ALL SELF BOOTING AND READY TO USE

WE NOW STOCK

KDV (Killda Virus) \$24.95
 Power Packer V4.0 \$39.95
 Directory Opus Professional \$64.95
 Newsflash Magazines \$19.95
 Amiganuts Licenceware Now Available

Posted Free

Amiga Public Domain Centre
 PO Box 435, St. Agnes SA 5097 Phone
 (08) 396 2163 Fax (08) 396 2163

We Accept Bankcard, Mastercard and VisaCard

MADE IN AUSTRALIA

NOT A "TAIWANESE" IMPORT

KICKBOARD PLUS

KICKBOARD PLUS... The ultimate and original kickstart ROM sharing board from UNITECH Electronics Pty. Ltd. (Est. 1978). Unleash the power in your Amiga to its full extent while keeping all your software full 2.04 & 1.3 compatible.

Operates with one, two or three kickstart ROMs installed externally hardware selected (Single three way switch). All Australian designed and manufactured and supported. Suits both Amiga 500 & 2000 with other add-on peripherals plug it in with easy to follow instructions on a picture disk.

12 Month warranty **\$69.95****

Fully Amiga 600HD

compatible

UNITECH ELECTRONICS PTY. LTD.

Est. 1978, Independent repairers to Commodore Computers since 1985
MAIL ORDERS TO: P.O. Box 137 Minto, N.S.W. 2566

Sales and service: 8B Turrell Pl, St. Andrews, Sydney N.S.W. 2566

Credit Card Sales add 5%. ** Plus postage & Handling & Insurance

PHONE ORDER: (02) 820 - 3555

Fax your order: (02) 603 8685 24 Hours

Available from the following Australia wide dealers:

W.A.: Headlam Computers.

VIC: Maxwell Office Supplies

N.S.W.: AMI-Tech, Sigmacon, Korella Trading,

Shop 4, Computer Discounts, The Gamesman

Computerland (Coffs Harbour), Malcolm Graham (Forster)

Computer Bits (Armidale)

QLD: United Computers

Trade dealer enquiries are welcome: Phone of fax your order. Prices subject to change without notice.

Proud to be Australian

AMIGANUTS UNITED AUSTRALIA

DEALER ENQUIRIES WELCOME (076) 331 172



BUDGET PRICED LICENCEWARE PROGRAMS FROM AMIGANUTS UNITED

Available from the following authorised dealers.

SOUTH AUSTRALIA

AMIGA PUBLIC DOMAIN CENTRE

(08) 396 2163

TASMANIA

PRO-AMIGA SERVICES (003) 936 474

NEW SOUTH WALES

MEGADISC PTY LTD

(02) 959 3692

TUPSOFT (02) 477 5353

PRIME ARTIFAX (02) 879 7455

OFF THE PLANET SOFTWARE

(065) 836 994

QUEENSLAND

EXPRESS PD (077) 515 005

DON QUIXOTE SOFTWARE

(076) 331 560

GRAWAY UNIVERSAL COMPUTERS

(079) 548 806

IMPORTANT NOTICE TO OUR CUSTOMERS IN WESTERN AUSTRALIA.

QUADRANT COMPUTERS has broken the contractual agreement for the rights to sell our Copyright/Licensed programs and are no longer recognised as an authorised Dealer.

Phil Campbell's Entertainment

All the latest news from the world of entertainment

EA Grabs Gremlin Distribution

In yet another marketing coup, Electronic Arts have snapped up Australian distribution rights for Gremlin Graphics software. Gremlin, based in Sheffield, are currently enjoying UK success with titles like *Zool* and *Lotus III*. Many previous titles are well known, and have gained extensive coverage here at ACAR. Car racing sims like *Lotus I* and *II* and *Toyota Celica Rally* are well known, together with titles like *Hero Quest* and *Space Crusade*. "This new relationship is very positive," says Gremlin's Colin Stokes from the UK. Kevin Davies, Sales and Marketing director of EA, agrees, "We're very pleased to enter into this agreement with Gremlin," he says.

New PD Games Pack From Megadisc

Megadisc's amazingly talented Tim Strachan has just put together another amazingly economical 10 disk pack of public domain games for just \$30. "This is terrific value," said Strachan, in an exclusive phone interview from Megadisc's bustling head office. And I couldn't agree more. Phone him on (02) 959 3692.

ACAR Hints Disk Offer

Stuck in a game? Frustrated? Check out our two official ACAR Entertainment Hints and Tips Disks. They're both packed with handy hints and tips for all the most popular Amiga games. *The Secret of Monkey Island* is revealed, we'll give you all the training you need to win at *4D Sports Boxing*, we'll help you save the day at *Austerlitz*



- and *Leisure Suit Larry* finally gets his girl. So how do you get it? Just follow these simple instructions ...

1. Into a large envelope, place a blank Amiga disk for each disk required. Please don't forget to do this!

2. Add a cheque or postal order for \$5.00 per disk. Specify in a short note

which disks you want.

3. Now get another large envelope, address it to yourself and put on a stamp. Fold this envelope and place it in the first envelope.

4. Post it all to Phil Campbell, PO Box 23 Maclean NSW 2463.

5. Sit back and relax. Your disk will arrive within a week!

Risky Woods Coming Soon From EA

I've just checked out a non playable demo of EA's new *Risky Woods*, a nifty multi-level parallax scrolling masterpiece. The main character is a large, well animated sprite. He's armed with all sorts of throwing and shooting things. Enemies look particularly mean.

Mindscape October Winners

Back in October we asked you to tell us the sports represented in *California Games II*, and suggest some outlandish ideas for *California Games III*. The four lucky winners are ... Nathan Salt, Hobart Tas, Andrew Smithers, Greenwith SA, for the particularly inspired suggestion of COW BOUNCING! Diego Barros, Mulgrave Vic, Marc Walters, Edgeworth NSW.

Congratulations, and thanks to Mindscape for the prizes.

Mindscape December Competition

Cuter than *Lemmings*? Sounds impossible, but that's what they're saying about *Troddlers*, the latest "save the little guys" offering from Mindscape. And they're right. The gameplay is just as puzzling as *Lemmings*, with a simpler control system - that makes saving the Troddlers all the more brain stretching. Here's your chance to win one of five copies!

What do you have to do? It's simple. The first three level access codes from the game are



NO SWEAT, QUARTET and SPHINX. Mix up the the letters, and then make up as many new words as you can. Each letter can only be used once per word. Prizes will go to the five longest lists of genuine words.

Send your entries to Mindscape December Competition, c/o Phil Campbell, PO Box 23 Maclean NSW 2463. For ease of sorting, please write your name, address, and WORD TALLY on the back of your envelope.

Entertainment Letters

Send your entertainment letters, cries for help, useful tips and other fun stuff to the Entertainment Mailbox, c/o Phil Campbell, PO Box 23 Maclean NSW 2463.

Squeamish about Beamish

Dear Phil, I need help in *The Adventures Of Willy Beamish*. I know you've done a review on it. Can you help? The part I'm up to is the bit with the blood-sucking vampire baby-sitters. I can get the vacuum cleaner and wave it at the batty beast, and I found out how to bring a target up. But when Will thinks "What can I use for bait?", I use the jar of flies. But what happens? I get carried skyward!

Michael Seymour

Ed: Sorry, Mike, I didn't get that far with Willy! But I'm sure there's a helpful reader out there just itching to send us an answer. Stay tuned.

Un-Entertaining Questions

Dear Phil, I have a lot of questions I would like answered, so here I go:

- 1) Is there a ROM drive that also writes?
- 2) What are optical or floptical drives?
- 3) How do they work, are they as fast as a hard drive?
- 4) Also are they really CDs inside a 3.5 inch floppy disk casing?
- 5) Does the AI program called *Eliza* exist on PD. If so, how much and where from?

6) How can I design fonts, vectors, bobs and sprites for *RSI DemoMaker*?

Thank you for reading my letter and hopefully answering my questions

Raphael Cendrillon
Gold Coast, QLD

Ed: Here's another one of those letters from someone who just doesn't understand the difference between the Entertainment section and the business end of the magazine. So read my lips. This is the FUN end of the magazine. While you're here, *Eliza* is a pretty boring program available from

any good PD collection. Try Prime Artifax. Floptical disks are NOT really CDs inside a 3.5 inch floppy casing. They're 3.5 inch magnetic disks with a laser tracking "groove" that keeps the disk perfectly aligned so more data can be squeezed onto the disk surface. As for ROM drives that also write, you may be thinking of WORM drives (Write Once, Read Many) that allow you to write to an optical disk's surface once and once only. Now wriggle off to the other end of the magazine.

Pirate Scuttled

Ahoy Matey, Me name is *?&\$# - or I'm otherwise known as CHAOS, WIZKID or Mr X. So mate, I've written to say I'm currently king of the sea of piracy. Having cracked, hacked and distributed over 500 games. Time to leave now as its time to work out which trading ship or software house to raid next.

Chaos

Ed: Mmmmm, cute. This letter arrived on a tatty piece of half burned paper in very dramatic style. And it's very mysterious, I'm sure. However, with the aid of a little expert handwriting analysis, I've managed to establish exactly who sent it. After all, sending another letter from the same post office on the same day with the same handwriting isn't all that smart. So, Raphael - um, I mean, Chaos - you'd better be careful. The next knock on your door could be from your friendly local policeman. (By the way, stealing software is NOT smart.)

Lance Hero Needs Help

Dear Phil, Is there a cheat for *Heroes of the Lance*, if so, please enlighten me. Another thing, is it possible to remove the standard 512K memory and replace it with a 1 or 2 meg chip without paying hundreds of dollars on my Amiga 1000?

Grahame Welsh
Maryborough, Qld

Ed: You haven't given us much information about your problems with *Heroes of the Lance* - it would help if you were a little more specific. As for your Amiga 1000, yes, it is possible to do a cheap memory upgrade. It's called the "piggy back" modification, and it's based on a circuit published in an overseas mag some years ago. Basically, it's a matter of stacking memory chips on top of your existing ones, adding a little extra hardware, and

off you go. Try talking to Chris Ralph in Sydney on (02) 511 050 for more details.

Another Pirate Walks the Plank

Dear Phil, I am 13 years old, in year 9, going to a private school and I feel that I speak for the intelligent half of the Amiga using community. I own heaps of pirated programs for the simple reason that it costs less. Why is this so and why do I feel like the only person standing up for my rights?

Anonymous

Ed: Funny thing - it's always cheaper stealing things than buying them. But that doesn't make it right.

Help Wanted

Dear Phil, Do you or any other people reading this rad magazine know any cheats for *Xenon 2*, *Rainbow Islands* or *Clown-o-Mania*? It would be very helpful. Also on my dad's Amiga 2000 with a 68030 card, when we play two players on *Lotus II*, it hangs at various points. Can you explain? It isn't a copy.

Joshua Stubbings
Carey Bay, NSW

Ed: There have been plenty of tips for *Xenon II* published in the past, as well as *Rainbow Islands*. Maybe your best bet is to order our ACAR Hints Disks! As for the *Lotus* bugs, sounds like the program doesn't cater too well for the '030.

Eye Problems

Dear Phil, I was recently given *Eye of the Beholder* for my birthday, and have been playing madly ever since. Unfortunately, maps for the first three levels only come with the game and the spiders on level four are really kicking my butt! Are there any hints for this rad game on the hints disk? I hope so. I'd also like to congratulate all the people involved in bringing out ACAR each month. It's far and away the top magazine for Amiga users and best of all it's Australian!

Brett Wallace

Ed: Thanks for the high praise! Yes, there is help for your *Eye* trouble on the hint disks. Why not order them?

Mail Order Problems

Dear Phil, Could you please also help with a problem regarding mail order PD software which was advertised in your August issue? I ordered some software from

Don Quixote Software, Toowoomba, and I didn't get a reply from them. So I ordered again thinking that it took more than one month to receive my order, and the second order hasn't arrived one more month down the track. What on earth can I do? Could you please help me get the software, as with my small income I can't afford to be treated like this. Did I send it to the wrong address, because the two addresses in the August and the October issues were different. If there is a honest bloke out there that can get me the software with no problems could you forward the address to me.

Matt Lowe
Dinmore, Qld

Ed: The blokes at Don Quixote Software, like their namesake, are very honourable. So something must have gone wrong with your order. Why not phone Ian Grieve direct on (076) 331 561? I'm sure he'd be happy to help out.

Boulder Dashing

Dear Phil, I have been playing *Boulder Dash* and came across a cave with only boulders. They say to get 99 diamonds. How do you convert boulders to diamonds?

Mrs S. Symonds
Toowoomba, Qld

Ed: Aw, gee, I dunno. *Boulder Dash* is older than my grandfather! Maybe there's

somebody out there with a long memory who can help you out.

Cop This!

Dear Phil, I would like to ask for help in *Police Quest 3*. Is there anyway of printing the case and suspect files on the computer? I am up to Day five and I cannot find anything to do or anywhere to go. Is there anyone who can put me out of my misery?

Julien Skyworth
Yana Glen, Vic

Ed: Sure. I'll send someone round with a .45 Magnum. Or alternatively, we'll try to find you some help. Stay tuned.

ENTERTAINMENT & TIPS HINTS & TIPS

Amiga Hints and Tips

From the depths of Juris 'The Prophet' Graney's drawers comes this multitude of hints and tips for your Amiga. Below are also a few Action Replay codes for some classic games - so read on! (If you've got any hot hints or tips, send them to Juris at 41 Cameron St Maclean NSW 2463!)

Arkanoid II: Revenge of Doh

Before starting a game press the CAPS LOCK key and type 'DALEY88' for infinite lives, or on the title screen type 'PETEJOHNSONWANTSHEAT' (no spaces and no caps lock) and pressing 'S' in-game will open the exits.

Astro Marine Corp

The level codes are:
NOSTROMO
DISCOVERY
ENTERPRISE
DAGOBAN
REPLICANT
KRULL
METROPOLIS

Beach Volley

In-game type 'DADDYBRACEY' (no

space) to activate the cheat mode. Pressing F1 in-game will advance you a level.

Beverly Hills Cop

On the screen displaying difficulty selection for the game type 'MELLIE', you can now access all the games.

Car-Vup

On the high score table type or enter your name as 'R.J.TOONE' for infinite lives.

Cyberoid II: The Revenge

On the title screen type 'NECRONOMICON' (no spaces) for infinite lives.

Dogs of War

Before starting type 'TIMBO' then press F5 for infinite lives. Pressing F5 again turns the cheat on/off.

Dyter-07

When the games loading screen appears, type the word 'GIBB'. In-game pressing 'W' gives you extra weaponry; 'S' replenishes your shield; and 'L' skips the level.

Fenandez Must Die

In-game pause the game and type 'SPINYNORMAN' (no spaces) for infinite lives.

Fighter Bomber

To access any mission simply enter the pilot's name as 'BUCKAROO', then proceed as normal.

Gauntlet II

When you get the "Locked treasure chests can insert helpful items" message find a key and a locked treasure chest. Hold down 'INSERT' when you open the chest. Release 'INSERT' and hold the joystick down. Now the help key will give you 5000 health points.

Hard Drivin'

Choose manual gears and when at full speed change back into neutral gear. You cannot skid and you should not blow up from collisions. This will also work for *Hard Drivin' II: Drive Harder*.

Hammerfist

Enter 'TAEHC OT TNAW' (with spaces) into the high score table, and in-game pressing 'F7' will advance you one screen at a time.

Nitro

Enter your name as 'MAJ' then you will be awarded 5000 fuel points and 50 coins.

Peter Beardsley's International Soccer

Continual tapping of the fire button while in possession of the ball prevents any other players from tackling.

Test Drive II: The Duel

On level two type 'BRULE' to make the road signs change.

Thunderblade

Type 'CRASH' on the high score ta-

ble, then in-game pressing 'HELP' advances you a level.

Viking Child

All the codes for the game are listed below:

- Level 1: IMAGITEC
- Level 2: JOJOSM
- Level 3: GUSTAVUS
- Level 4: NINJADL

Weird Dreams

In-game, in the hall of mirrors. stand halfway through anyone and tap out 'SOS' in morse code with the 'HELP' key. That's dot-dot-dot, dash-dash-dash, dot-dot-dot.

Also from the same person as above Juris 'The Prophet' Grancy, a few Action Replay cheats which will help you improve your chances of finally getting to see the end of that awfully hard game ...

- Apprentice - TFD 01C358
- P47 - TFD 009337 or 009336
- Horror Zombies from the Crypt - TFD 042DA
- Zirix - TFD 000316

- Bubble Bobble - TFD C09FFE
- Toki - TFD 023CD9
- Pegasus - TFD 01A002
- Jim Power in Mutant Planet - TFD 0005AB

Formula One Grand Prix

Driving Ace Craig Perrett has contributed the following tips for mastering *Formula One GP*. "These are just a few items of interest which will (hopefully) assist in the setting up of competitive cars for each of the 16 circuits in this game," says Craig.

First, set the brakes on a forward bias of 16. As far as tyres go, in a full-length race D-compounds will normally not need to be changed more than twice, and often need only to be changed once. C-compounds should usually need to be changed only once.

Car set-ups which I have found to be the best are as follows:

Circuit	Wing Setting	1st	2nd	3rd	4th	5th	6th
USA	35	16	24	32	41	50	60
Brazil	20	16	24	33	43	54	65
San Marino	25	16	24	33	43	54	66
Monaco	64	16	21	28	34	41	49

Canada	30	16	24	33	42	52	62
Mexico	35	16	24	33	43	54	65
France	20	16	24	33	42	52	62
G. Britain	40	16	24	33	42	51	61
Germany	10	16	26	36	46	57	69
Hungary	55	16	23	30	37	45	54
Belgium	20	16	25	34	44	55	67
Italy	20	16	25	35	45	55	66
Portugal	45	16	24	33	42	52	62
Spain	35	16	24	33	42	52	63
Japan	25	16	24	33	42	52	62
Australia	25	16	24	33	42	52	63

NOTE: These set-ups are optimized only for driving without automatic braking. The computer is very conservative in its braking judgement, resulting in less than ideal performance using these set-ups. The first-gear setting of 16 is essential for a quick start, as this is one of the few times first-gear is used.

Different qualifying set-ups may be used, with a top gear of 1 or 2 levels higher than race set-up. These set-ups are ample for beating even "Ace" level opposition convincingly (assuming you can stay on the track for a prolonged period of time - this merely comes down to practice).

C64 SOFTWARE

EXTENSIVE RANGE OF PUBLIC DOMAIN SOFTWARE FROM UK, USA, AUSTRALIA.

EACH DISK CONTAINS MANY EXCITING PROGRAMS FOR ONLY \$5 PER DISK.

● SPECIAL ●

INTRODUCTORY OFFER

5 DISKS - \$20

+ FREE CATALOGUE

GAMES - GRAPHICS
UTILITIES - TUTORIALS

IMMEDIATE DELIVERY

PLEASE SEND 5 DISK OFFER \$20 CHQ/M.O. ENCLOSED

Please tick your preference(s):

Games Computing
 Art General

PLEASE SEND FREE CATALOGUE

Name: _____

Address: _____

PostCode: _____

Post To: BRUNSWICK PUBLICATIONS
PO BOX 458
BONDI JUNCTION NSW 2022

HC Software Pty Ltd.

Australian Graphic Atlas V3.5
NOW RELEASED

This new version of the atlas now has even more features. Display of maps, wildlife, explorers, Antarctica, Prime Ministers and much more.

ATLAS \$89.95
(With AmigaVision) ... \$169.95

NEW!
EXPANSION MODULES

Demographics \$59.95
Pacific Islands \$59.95

*** COMING SOON ***

Atlas of the Solar System

HC SOFTWARE PTY LTD
PO Box 782
Prospect East SA 5082
Phone/Fax (08) 262 4461

DIGITISING SERVICE

NAKEYE (Trading Name) digitising service aim to help the AMIGA-HOBBIEIST fulfill digitising requirements accurately & inexpensively.

NAKEYE can digitise: negatives, slides, artwork, prints, transparencies & VHS video-tape onto floppy-disk. Image processing service available. If you want to know more send a blank unformatted disk & stamped self-addressed envelope for NAKEYE HYPERDEMO.

\$2/ image from camera ready material plus \$5/ order for postage & handling etc. Give details for each image of the desired cropping, number of colours & IFF resolution eg. (320*256,32 colour) otherwise the default (HAM*256) is used.

\$2/ image or \$5/ 16 frame sequence from VHS video-tape plus \$8/ order for postage & handling etc. Cue tape to approximate position & give details of the subject required & the desired result. 16 shade IFF (320*256) only. Select a colour for shading otherwise B&W is used.



PLEASE MAKE INSTRUCTIONS CLEAR & PRECISE

Send all material plus cheque or money-order to:

NAKEYE

P.O. box 246
GLADESVILLE, NSW
2111

PACK MATERIALS CAREFULLY AND INCLUDE RETURN ADDRESS.

NAKEYE
PHONE: (02) 817-4489

MICHAEL SPITERI'S

Adventurer's Realm

Ho! Ho! Ho! Santa Claus here with Christmas Greetings to all jolly adventures and roleplaying gamers from around Australia and beyond! Have you been good boys and girls? You have? Well, you know what happens to bad kiddies, don't you? - they spend all the days and nights of Christmas stuck in some unforgiving adventure game.

However, if you have really been good and have purchased this wonderful magazine and read the best part first ... no, not Phil's entertainment section ... keep reading, ah, of course, *Adventurer's Realm* - then you will be gifted with free hint sheets from Lady Santa and many hints and tips from these pages and from the Clever Contacts scattered like snow all over the nation. Well, did you remember



to write to Santa? You didn't? Well, here's the address where you can tell Santa all your problems and woes, and also what you'd like for Christmas ... *Adventurer's Realm*, 12 Bridle Place, Pakenham, Vic 3810.

Of course, Santa cannot handle all the mail by himself, so he has asked the wise elf Kamikaze Andy

to look after all those letters about role playing games. The address of his cave is ... *Realm's Dungeon*, PO Box 1983, Canning Vale, WA 6155.

Santa will be very cross if your letter arrives without a stamped addressed envelope. In fact Santa sometimes gets so cross he rips the letters to shreds and he writes your name in his little black book of naughty boys and girls.

Adventure Swap & Buy

On the subject of old games, this is the part of the *Realm* where you can advertise freely your old games to swap or sell, or you can let out a call for games you'd like to buy or swap.

Caroline Africh of 26 Cowl Street, Greenacre, NSW 2190 has *Zak McKracken* for the C64, and would like to swap it for C64 version of *Hitchhiker's Guide*, *Indy*, or *It Came from the Desert*. If nobody wants to swap she is willing to sell it for a reasonable price. Caroline would also like some suggestions for any reasonable adventure games for the C64.

Luke Mortenson of Lot 48 Reid Cres, James Park Estate, Bundaberg, QLD 4670 has for the Amiga *Faery Tale Adventure*, *Imperium*, *Drakkhen*, *Speedball*, *The Immortal*, *Dragon's Lair: Escape from Singes Castle*, *Stellar Crusade*, *Deja Vu II*, *Starglider*, and *Double Dragon*. Luke will swap his games for ... *Leisure Suit Larry 5*, *Dragon Ninja*, *Death Knights of Krynn*, *Dark Queen of Krynn*, *Bloodwych*, *Captive*, *Elvira*, *Gauntlet III*. He will also take offers on his games, but only at a sensible price. Luke is also after a working TV adapter for the Amiga 500.

Jolly Good Adventure Books

Ski down to your local newsagent mums and dads, and pick up the second Official *Adventurer's Realm* Hint Book, aptly titled *Computer Adventure Games: Hints and Tips*. It contains hints and tips for over 25 different adventure and roleplaying games, including *Kings Quest V*, *Space Quest IV*, *Spellcasting 101*, *Larry 2 & 3*, *Codename Iceman*, *Beyond Zork*, *Bards Tale* series, plus much more. Priced at only \$10, it's perfect for shoving down stockings (make sure you take them off first, though). Look out for the chubby green dragon on the front cover.

The first Official Hint Book is still available by dropping a line to us here at the *Realm*. Send a cheque for \$9.00 to receive a book containing hints and tips for over forty games. The address to write to is *Realms First Hint Book*, 12 Bridle Place, Pakenham, Vic 3810.

Free Hint Sheets

Mrs Santa has piles upon piles of hint sheets to give away this Christmas, so select up to four from the list below and enclose a stamped addressed envelope and send it to:

Free Hint Sheets, 12 Bridle Place, Pakenham, Vic 3810.

Corruption, *Pool of Radiance*, *Zak McKracken*, *Maniac Mansion*, *Zork I*, *Zork II*, *Zork III*, *Bards Tale I*, *Bards Tale II*, *Bards Tale III*, *Guild of Thieves*, *Jinxter*, *DejaVu*, *Uninvited*, *Pawn*, *Hitchhikers Guide*, *Faery Tale*, *Borrowed Time*, *NeverEndingStory Pt1*, *Dracula Pt2*, *The Hobbit*, and the Clever Contacts Listings.

Important note! Get your requests for the above hint sheets in now, because in January a lot will drop off, and a new series of hint sheets will be available. This is your last chance!

Adventure Chat

Stuart George of Springvale Vic has a lot to say this month, so let's get him over and done with, eh?

"I'm just writing to inform you that I actually managed to finish the *Hulk* in less than 10 minutes, and was disappointed by the ending. I couldn't tell if I had finished it or not. I collected all the gems and obtained a 100% score, I didn't know what else I had to do so I wandered around all the 10-15 locations and eventually typed SCORE. And for all those two word parser problems I got a password that I have no idea what to do with and a Congratulations you have finished. Was it worth it? I would say no!"

Mike: Now, hold on ol' chap! I'm sure if you had been playing this game when it was first released (about eight years ago!) you would have been quite impressed when comparing the game to the others on the market. The *Hulk* was one of Scott Adams' first graphic game releases, and made quite an impact on the adventure playing market with its good graphics! Scott Adams adventure

games appealed to those who loved lots of problems but didn't like the idea of exploring hundreds of locations. Anyhow, that password would have got you into the next super hero installment, which I think was *Spiderman*. However, Stuart's letter isn't over yet.

"I would like to give my opinion of the state of adventures these days. I hate Sierra's new point and click interface, it just makes the game finish a bit quicker. Whatever happened to being original! All we see now are sequels, sequels, sequels, *Ultima 7*, *Eye of the Beholder*, *Spellcasting 301*. While they are all great games, I would still like to see new and original ideas that are not RPGs. How about Darkseed for something new and original?"

"In the end I suppose it all comes down to the book and movie industry as to the future of adventure games. We've seen B movie conversions of *Hook*, *Robin Hood*, *Spiderman*, *Hulk*, *Simpsons*, *Ninja Turtles* etc. The age of adventures has passed but they will stay for good. The age of RPG's is just beginning, as well as the 'I'm too stupid to string words together to form sentences, I just click

an icon, the game does the rest!' age of gaming. Hopefully, with the re-release of Infocom's greats other companies might re-release the old classics."

Mike: Alas, another adventurer lamenting the death of the good old adventure game era. You could blame Commodore and Microsoft for their demise, for people nowadays only know how to use icons to get around their computers (thanks to Workbench and *Windows*). Take the Macintosh for example, the only historic adventure game it played host to was the icon driven *DejaVu!* It was inevitable that this trend would cross to adventure games.

Yes, I too miss the days of Infocom with their classics like *Deadline* and *Zork*, and with the above mentioned Scott Adams and his plug in text adventures for my now deceased Vic-20. I too cursed Sierra for switching to icon control, but that's the way the cookie crumbles, folks. Still if there are any of the older generation adventure gamers that remember the good ol' days then write in with your memories, and we can start the Sergeant Peppers Lonely Hearts Club for Adventure Games.

Problems, Problems & more Problems or the Troubled Adventurers Dept.

"Help! Help! Help!" writes Matthew Hawkins of Whyalla Stuart in SA. He is desperately stuck in *The Colour of Magic*. After struggling for two weeks he has finally made it to the *Temple of Bel Shamharoin* but whatever move he makes he ends up being killed!

Matthew is also having problems saving *Hrun the Barbarian*. Any hints and tips for *Valkyrie 17* would not go astray, as Matthew seems stuck in the hotel.

Daniel Hill of Albany in WA recently purchased *Rise of the Dragon* and was doing quite well until he attempted to sort out the plugs in the Vidphone trunk in the sewer near Johnny Qwong's house. Can anyone help Daniel?

Aaron Danks would like any help in *Colonel's Bequest*. Also *Police Quest 1*

and 3 (try the Realm's first hint book, Aaron!). Also, any help in *It Came from the Desert*, and making money in *SimCity* and *Ports of Call* would be greatly appreciated. You can write to Aaron at 196 Shaftsbury Avenue, Bedford, WA 6052.

Keith Mackinlay of Davidson in NSW sent in an alarming letter regarding his problems in *Ultima V*, sacrificing quite a lot for an answer to his problem. He has destroyed the shadowlords, done all the dungeons, and collected quite a handful of items. All he has to do now is go to the Underworld via Shame and follow the instructions. However, Shame's first room is blocked! Using the sceptre outside the dungeon has no effect.

Andrew Smithers would like some help in the game *Mystery of the Mummy*. He has read the manual but hasn't got the foggiest of what to do! Where is he supposed to go? How is he supposed to get a newspaper? Every shop he has been to has been shut. Any help in this game would be greatly appreciated.

Rhonda Toms of Redbank Plains in Qld is after general playing hints for *Not A Penny More, Not a Penny Less*, and

also for *The Sydney Affair*. For the latter, the instructions tell her to type in codes to access information from other police stations, but everything Rhonda tries doesn't seem to work. Any takers? My memories of *Not A Penny More, Not A Penny Less* are that is quite a nasty game.

Caroline Africh would like help in the games *Time Tunnel* and *Murder on the Mississippi*. Enough hints to get her started would go a long way.

Stuart George asks the following questions ... In *Sorcerer of Calymorgure Castle*, how can he stop being killed by the dragon after he pushed the floor, and how can he enter the fountain without being killed by the water. Then in *Buckaroo Banzai*, he cannot find the bauxite (**Mike:** Try pulling the line on the ledge!), and how does he open the safe under the table (**Mike:** You need the key in the envelope near the car - turn on the flashlight and press the switch). Then in *Fantastic Four* (**Mike:** Gee, Stuart likes these Scott Adams games!), how does he get the Thing free from being stuck in the caverns under the tar pit. Stuart is also stuck up to his neck in *Time Quest*.

Mallee Public Domain

*PD Theme Pack Specialists.
Aust. Distributor of Audio Gallery.
A Pioneer member of the Public Domain
Association of Australia.*

*Need to keep the kids occupied over the
summer break?*

*Feeling a bit bored yourself?
How about a library of inexpensive games?*

M.P.D. Arcade Game Theme Packs:
*5 disk packs of quality PD & Shareware arcade
games. 11 different packs at \$12.00 each!*

*Why waste megabucks on a game you don't
know you'll like? Try before you buy with our*

B.Y.O. Game Demo Packs

(Build Your Own) Over 70 disks of top
playable game demos available. Choose 5
disks for \$12.00 - *Robocod2, X-Out, Monkey
Island, Mega-Lo-Mania, Lotus 2, Exile, Fuzzball,
Heimdall, Monty Python, MadDog Williams and
more, more, more Write for a free catalogue
disk & complete list.*

Do-it-yourself Christmas cards!

M.P.D. Clipart Pack #1 10 disks of IFF
images for all occasions.

M.P.D. Clipart Pack #2 10 more disks of
IFF ClipArt. (Lots of Christmas goodies
on this pack)

M.P.D. Clipart Pack #3 Another 10 disks of
IFF face-lifting for your documents

Purchase 1 Pack pay \$23.00

Purchase 2 Packs pay \$42.00

Purchase 3 Packs pay \$60.00

Great Stocking Fillers.

\$6 Icon Pack (2 disks)

\$8 Font Pack, \$8 Video Pack (3 disks each)

\$12 Text Adventurer Pack, \$12 Campaign

Pack, \$12 Business Pack, \$12 Grafix Pack

(5 disks each)

\$17 Brain Teasers Pack, \$17 Text Pack

(7 disks each)

All Theme Packs are Postage Free and are
supplied on quality 3.5 Nashua disks.

Audio Gallery

Foreign Language Tutorial

Revolutionising the way schools teach a
foreign language. Contact us for purchase
or a list of authorised Audio Gallery
dealers in your area!

French, German, Spanish, E.S.L. - \$99.00

Chinese, Russian, Korean, Japanese - \$129.00

Italian - call for availability.

* Please add \$4.00 postage.

* Write or call for a Demo disk.

* All orders despatched by Express Post!

* Dealer Enquiries Welcome!

NSW education dealers: 2nd languages in
N.S.W schools are big news. Call us now!

* Payment should be made to Mallee Public
Domain by personal cheque, Bank Cheque
or Money Order. Sorry, no Credit cards
please.

*MPD customers - thank-you for your
business throughout the year. Have a happy
and safe holiday break.*

Mallee Public Domain:

Bringing quality and courtesy to the PD scene.

Write to us at:

Underbool South Rd, Underbool, Victoria 3509

Or Telephone: (050) 94 6358

Help, Help & more Help or the Smart Adventurers Dept.

No help has been received in the
Realm regarding people's problems, so
instead I'll run a number of hints from
the Second Adventurers Realm Hint
Book ...

Leisure Suit Larry II

- You'll need a flower from the jungle.

- Wait for table, but don't hang around.
Grab a knife and vanish!

- Make sure you are protected and
nourished when floating around.

- Waiter! There's something in my
gravy!

- Maybe you should leave the plane ...
using the back way.

Space Quest IV

- Search the Sequel Policeman after
he drops.

- The bubble gum is more than just
bubble gum.

- Click on the empty spaces to get the
rest of the code.

- Need a power pack for the pal?
Check out the bunny.

- Feed the monster one of those cylin-

ders.

Kings Quest V

- Pay a visit to the toy shop once you
have the puppet from Grandpa Gnome.

- A temple can be found at an opening
in the cliffs.

- To pass the snake, you'll need some-
thing from your visit to the Gypsy.

- To join Cedric, use boulders as step-
ping stones.

- The leg of lamb looks pretty scrump-
tious, so have a nibble before feeding it
to a hungry bird.

Battletech

- Civilian clothes might get you out of
a dangerous situation.

- Leave your mechs outside and enter
the cave on foot.

- Certain computer terminals contain
secret codes.

- Enemy groups only have rifles...
compared to your infernos.

- Made sure you have a good medic
and a good tech in your team.

Labyrinth

- Be generous to the beggar and he
will be generous in return.

- If the door is slightly overgrown,
give it a snip.

- The right door is important, if you
can get him to talk.

- Deal with Firey with the camcorder.

- The leg will get you across the bog,
or ...

- Trouble with the bridge? Ludo is the
fellow to see.

Clever Contacts

Make sure you purchase next month's
ACAR for a complete listing of the na-
tion's Clever Contacts. A new Clever
Contact hint sheet will also be made avail-
able next month.

This month, a couple of updates to
two current Clever Contacts.

First up, Stuart George of 68 Sharon
Road, Springvale, Vic 3171 can offer help
in the following games ... *Pool of
Radiance (+ maps), Zak McCracken,
Fish, Guild of Thieves, Police Quest I, II,
Larry I, II, III, Wasteland, Ultima III, V,
VI, Uninvited, Questron II, Sherlock
Holmes Crown Jewels, Champions of
Krynn, Maniac Mansion, Corruption,*

*Beyond Zork, Space Quest I, II, Gold
Rush, Eye of the Beholder, Hulk, Man-
hunter New York, Wizardry IV, Never
Ending Story, Bards Tale I, II, III, Won-
derland, Jinxter, King Solomon's Mine,
Kings Quest II, III, V, Colonel's Bequest,
Spellcasting 101, Spiderman, Battletech
and Plundered Hearts.*

Caroline Arlich of 26 Cowl Street,
Greenacre, NSW 2190 can offer help in
Maniac Mansion and Zak McCracken.

When writing to a Clever Contact,
make sure you always enclose a stamped
addressed envelope large enough for your
request, and make sure you supply some
money for printing costs. Finally, a big
thank you to all out Clever Contacts for
doing such a great job.

Special Feature



Myth - Full Solution

Yes folks, Jesse Ahern explodes the fabulous Myth, one of the top games of '92. Follow his blow by blow description and you can't go wrong.

1. Hades - Realm of the damned.

First of all, you must kill an Imp to acquire some fireballs. These make it easier to kill the skeletons. Once you have the fireballs, knock off a few skeletons until one of them leaves behind a sword. Pick it up and activate it. Now head over towards the top right of the screen to the hanging skeleton. Cut his chain so he falls to the lower level. Make sure you have plenty of fireballs left, and follow him down. You will find the skeleton rising from the ground. Chop his head off (hold down the fire button and push the joystick into the top-right hand corner) so that it lands in the fire pit.

Now Satan should appear and release

a demon. Run back to the ledge at the left and wait for it. When he appears, shoot the fireballs at him. If you run out, you will have to kill another Imp for more. When the Demon is dead (he takes about five hits), he will leave the Trident. Pick it up, but don't activate it. Now go back up past where the skeleton was hanging and continue to the right to the Chimera.

Select the Trident and press fire. The Chimera should go up in smoke and you can now pass. Go right, killing or

jumping over skeletons on your way, and go down the first hole and collect extra energy. Be quick, as they disappear. Now go back up and exit Hades to the right.

2. Skyros - Isle of the Sirens.

Kill or jump over the Greek Warriors and run left until you near the Siren. Stop, and only inch closer when she commands you to. She will then ask you

to kneel - do this and you will receive extra energy. If you go too close, though, she will transform into a dragon and kill you.

Once past the Siren you will come to a warrior statue. Chop at his rear heel until he collapses, and then you can take the shield. Activate it, and the Warriors will kneel before you. For some extra points, you can hit them with the shield on your way out.

3. Temple of Athenae

Jump from platform to platform to the right, avoiding the Stone Warriors. Kill some Imps if you need more energy. Soon you will come to Medusa; activate the shield and hold it out. She fires in a pattern - one bolt followed by three bolts. While deflecting her bolts, put the sword in the middle, ready to activate. After

GREEK WARRIORS- They run onto screen and attack you. Take about 5 chops to kill, or one head chop.



SIREN- Beckons to you. Do just as she says, and she may give extra energy. But if you go too close, she will change into a Flying Beast and kill you!



Hades

IMP- Small, speedy and saps energy quickly, but takes only 1 hit to kill. Gives fireballs or energy.



SKELETON- Slow, but can still inflict damage. Takes around four hits to kill, one if beheaded. Will give sword.



DEMON- Can only be hurt by fireballs. Takes around five hits, Gives trident.



Skyros

three bolts, leap over and select the sword in mid-jump. Quickly chop her head off before she fires again. Now pick up her head and take it right. Soon you will hear the Hydra; it's a good idea here to kill some Imps ready for the fight. Select Medusa's head, and jump onto a platform near a Hydra-Head and fire. They take around seven shots each to kill. After you kill one, go back for some more energy before tackling the next one. Once all heads are no more you will be transported to the next level.

4. MAELSTROM - Gateway to the North.

You start on a ship during a storm. A silhouette of a bird can be seen over to the right of the ship. Select your sword

GOBLIN- These small creatures hop towards you, stopping to shoot arrows. Killed with one hit, they give daggers.

FIRE SPRITES- Use torch to kill them & rescue girl.

GOLEM- Big beasts, can't jump over them. Around five hits to kill with normal weapons, three with goblin daggers, one with Magic Sword.

DRAGON- Fire breathing and fireball shooting. Can only be killed with Magic Sword and about three daggers.



Nidhogg

and behead some Viking Warriors until you get a BattleAxe. Use this on the Vikings until the bird takes flight. When it dives at you, chop at it until it drops a coin. Pick this up to get to the next level.

5. Forests of Nidhogg

Use your sword to kill a Goblin to start with, and take the daggers which it drops. These are good for killing the Golems. Keep heading right, killing Golems and Goblins until you came to a girl being burnt at the stake by four Fire-Sprites. Grab the Torch and burn the sprites until they are no more.

Beware of them flying at you and draining your energy. When the girl is free, she gives your energy back and leaves a Magic Sword. Take this and head right, killing more Golems and collecting daggers from the Goblins.

Soon you come to a Dragon. Use the Magic Sword and head-chop at its neck until a gash appears. Now run back and throw a few daggers at it. It will die, and a platform will appear to take you to the next level.

6. ASGARD - Domain of Odin

Run to the right, leaping to the next platform. Be quick, as plants grow from the platforms and fire bullets at you. Small dragons may appear also; kill these for extra energy and daggers. Keep heading up the screen to the right. Thor, God of Thunder may appear at some stage, either shooting lightning bolts at you or disrupting the platforms, causing you to

fall through. (Ed: Douglas Adams fans may be disappointed to note that Thor isn't carting around a Coke machine!) Just keep heading up. You will soon reach a drawbridge in the castle from which a Warrior appears throwing an axe. Jump above him and onto a platform which is level with the Eye and throw daggers at it until it is no more. Now drop down to the drawbridge and throw daggers at the Warrior until he dies. Grab the energy he releases. Now head up and

to right until you come to a second drawbridge, and repeat the actions you went through with the first one. When the sec-



Medusa

ond warrior is dead, Thor appears and carries you into the castle to Odin.

He will shoot fire at you which turns into dragons. Kill them for energy and daggers. Soon, Thor will reappear. Jump onto a platform near him and throw daggers, while dodging his lightning. Keep this up a few times, and Odin will attack you himself. Jump up to a high platform when he stops shooting, and launch daggers at him. He will give in and release you.

7. Valley of the Kings

You start outside a pyramid with Asps on the

platforms shooting at you. Kill the Asps and enter Door B (refer to the map of the pyramid). Now, you must face the traps in the hallway. When the axe has swung down to the left, run up the first lot of steps and jump over the spike at the top. Now jump as far as possible as to not activate the up-thrusting spike. You will land on or near a pressure-switch that brings a rotating axe down from the roof. Do a small jump up and land on the switch again to take the axe back up. Now go up the second lot of stairs until you come to two spikes. When one is down, run in between them and wait until the second one has fallen before you cross. Now grab the Blue Eye and return the way you came.

Back outside the pyramid, enter Door C. After some more trap dodging in some more hallways, you will get to the next level.

8. Chambers of Anubis

When you start the level, two Egyptians approach. Kill them with your sword, and one will drop an Ankh. When you collect it, you can use this on any Ankh patterns in the wall to replace energy. Now head right until you come to a jar. Smash it and collect the idol from it. Now keep heading right, and go up the first set of platforms. A Pharaoh will walk toward you, shooting laser bolts. Stay down on the top platform until he is near, then jump up and kill him. Collect his head-dress, and now you can shoot lasers. Continue right until you find another jar. Smash this one and collect the object.

Asgard

LITTLE DRAGONS- One hit to kill. Beware of fiery breath. Gives energy & daggers.

PLANT- Kill with a head chop. Dispatch quickly or jump over, bullets sap your energy fast.

THOR- Can appear any time. Will shoot lightning bolts at you or disrupt platforms, causing you to fall through.



Go back down to the first level, then down again into the Mummies' lair. You can kill them with the headdress, or just jump over them. Go to the left of the corridor and smash the next two jars and collect the idols. Now go to the other end of the corridor (jumping over the set of spikes), and smash the jar to collect the final idol.

Now return to the first level and go right, jumping over the next two holes. The Protector of Anubis will now be there, so kill him with the headdress. Now select and activate the Ankh, then go right until you come to the Ankh Symbol in front of Anubis. Stand in front of it; the Ankh Symbol on the wall should be pulsing with energy. Duck while Anubis is shooting, and put the Blue Eye in the middle, ready to select. Now stand up, hold down the fire button and hold down the space bar. A blue laser should hit Anubis. Keep button and space held until he is dead. Collect the object he gives, and you will have super-jumps. Jump up the platforms and out of the door above to the Pharaoh's Tomb.

9. Tomb of the Pharaoh

You will start in a room with a coffin. Nearby are four shelves with a Pharaoh's Head in between. You now have to place the four idols on the shelves in the correct order. This is a case of trial and error - just jump up onto a shelf and select an idol to put on the shelf. If it's the wrong idol, it will

appear down under the coffin and the Pharaoh Head will shoot at you. Quickly jump down to the idol and pick it up, and the Pharaoh will stop shooting. Now, try it on a different shelf. If the idol is placed in the right spot, a fire will light, and you can put another one on a different shelf.

Once all the idols are right, you can run to the right of the screen where a huge Egyptian mask stands. A beam of light will shoot from the coffin to the Mask, and now you can fly. Shoot at the mask, dodging the fireballs it shoots. After sev-

EGYPTIANS- Take about 4 hits to kill with the Magic Sword. Beware of their sharp knives!

MUMMIES- Take about the same amount of hits as Egyptians. They drain energy quickly.

PHAROAH- Shoots energy bolts from headdress. When killed he will give the headdress.

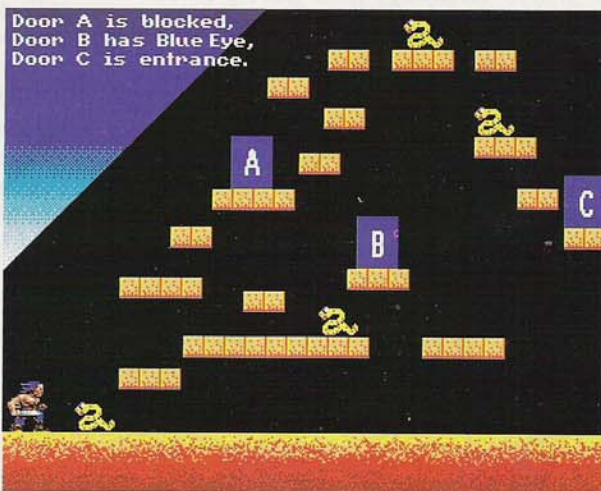
PROTECTOR- Guard of Anubis. Takes 3 hits to kill with the headdress. Beware of beans!

ANUBIS- Use the Ankh with the Blue Eye to kill him. Duck to avoid the blue lasers he fires.



Anubis

waves of Alien attacks, the last level will load.



Pyramid

11. The Final Confrontation

Dameron appears in all his glory and fires black holes at you with his eyes. Use your Super-Fireball weapon and aim at one of the five heads on his skull, and you should remove one of them. Now, small fireballs fly from the hole where the head was, so dodge them while shooting at the other four heads.

Once all the small heads are removed, the target is Dameron's eyes. They now shoot huge fireballs at you, so you must dodge them while shooting. Use the Multi-Fire-

ball weapon here, so that you don't need to keep pressing space all the time.

After about ten shots, Dameron will burn up and explode, meaning that you have saved the Earth and its history! Sit back and enjoy the cool end-sequence. Congratulations!

Send us Your Full Solutions on Disk

Yes folks, we'll pay real money for solutions like this! Just send them in on disk, and if it's up to the same class as Jesse's *Myth* solution you could earn some big bucks - as well as instant fame. Send your efforts to Phil Campbell at PO Box 23 Maclean NSW 2463. Any diagrams must be included on the disk. □

Chaos

JELLYFISH ALIEN- Take 1 hit. Attack in swarms, just shoot or dodge.

SPINNER ALIENS- Attack in waves. Just stay in one spot and shoot them all. Take 1 hit.

SPACESHIP ALIENS- Fly on screen in a line formation and fire at you. 1 hit to kill them.

SPIN SHIP ALIENS- Come into the screen randomly at different speeds. Sometimes shoot at you or drop blue mines. Take 1 hit.

DAMERON DEMONS- Zoom into screen at different positions. Just 1 hit to kill them, but their touch is fatal.



10. Realm of Chaos

Waves of aliens approach you now, all you have to do is dodge and shoot them. Refer to the Alien Glossary to see which ones do what. After a few waves are destroyed, they will release an orb. When collected, they will either give you a Shield, a Super-Fireball, or Multi-Fireball weapons. Activate these like normal weapons, by selecting and pressing space. Soon, after several

Dojo Dan



Do you like running around kicking at things in your pyjamas? Then, says Juris Graney, this game is for you! Come with him to the land of the Rising Sun.

Dan suspected something vile and deeply despicable was creeping over the land of Banzaari. Call him paranoid, but when the skies were covered by a blackness and all manner of indescribable wild and wicked creatures began to ravage the once tranquil land, Dan had a strange gut feeling.

The rest of the civilised folk also knew life wasn't quite going as smoothly as it should. Elders and officials gathered for emergency meetings. After days of intimate discussion behind closed doors, a plan was unveiled.

And that is how the annual Dojo trials were formed. Martial arts students would flock from the remotest corners of Banzaari to enter into combat with each other. The one who emerged victorious would have the rather dubious honour of tackling the source of this overwhelming dark force: Valrog, King of All Evil Things.

As this year's proud and, it should be mentioned, fashion conscious winner of the Dojo trials, you take the role

of high kicking, thumping, pyjama parading Dan.

With all introductions out of the way, *Dojo Dan* is just the same run of the mill beat 'em up. But of course, with all these run of the mill beat 'em ups, the game has its own special attributes and appeal.

In fact, in *Dojo Dan*, your skills will be tested to their very limits. You have to tackle hover boarding, car driving, flying and logic problem solving. Your track through this land is full of potential doom and disaster, though scattered through the land of Banzaari are magical pots which have been left behind by previous village champions on their voyage to destroy Valrog. These usually give extra strength and energy, and may even revive a life. However, some have been tampered with and now have special poisons inside them which kill immediately.

Dojo Dan is pretty easy to get the hang of. Just jump around, avoid all the evil creatures and wherever possi-

FACT BOX

A surprisingly addictive jump-and-slash style platform game with a martial arts theme. If at first it looks a little ordinary, keep playing - it's great.

Ratings:

GRAPHICS:	87%
SOUND:	65%
GAMEPLAY:	90%
ADDICTIVENESS:	92%
OVERALL:	83%

Distributed by Pactronics (02)
748 4700. RRP \$69.95.

ble kill them. On the way to victory collect special items which improve your odds of 'clocking' the game.

But that's not necessarily a bad thing. It's fast, smooth, and lots of fun. The graphics are excellent - well drawn and are excellently animated. The scrolling speed of the game is also good - not too fast and not too slow. Sound, on the other hand, is quite annoying, and hard to come to grips with after listening to Iron Maiden for so long.

The conclusion? Something must be wrong here. The graphics are good, the sound is pretty basic, but the thing is, I can't keep myself away from it. Maybe it's the fact that it contains so much gameplay and it is surprisingly addictive. With twenty cantons to complete, it will take a very long time to get through the game. Each canton has its own guardian which you must defeat before continuing. *Dojo Dan* may seem pretty normal to the naked eye, but when probed deeply enough, the gameplay is booming. So to all those souls which are in need of relief, buy this game and let your inner self flow from your body and into your joystick. Have fun! □



Soccer games come, soccer games go. And they come. And they go. Over and over again. What sets this one apart? Phil Campbell finds out as he kicks off in ...

Liverpool - The Computer Game

Wotsis? Another flamin' pommy football game? *Liverpool - the Computer Game*? What's next? *Aston Villa - The Movie*? Where will it end?

In July, it was *John Barnes' European Football*, a reasonably enjoyable game. Then in August came *Sensible Soccer*, which some commentators claimed would knock *Kick Off* from its perch at the top of the soccer-sim championship ladder. And for September, it's *Liverpool - The Computer Game*. Forgive me if I find it hard to get excited.

Mind you, the opening credits do look rather nice. "You'll never walk alone" - the club theme song - plays wistfully in the background as my Amiga screen displays a potted history of the club. To my surprise, it's genuinely fascinating.

The option screen is impressive too. It's simple, it's businesslike, and moving the little soccer ball around the screen to select your game settings has a strange appeal. You can choose to play a full season, or simply enter the FA Cup competition; you can view the league table; you can set "aftertouch" on or off, allowing you to control the curve on your kicks; and, of course, you can customise your team.

The team selection screen features digitised photographs of the 20 member Liverpool squad, with a "View Info" option for each player providing a potted biography. It's a nice touch - I usually find the selection phase of sportsims dull, but when you have to look the players in the eye and tell 'em they've been relegated to reserve grade it's a different story.

Team chosen, it's time to select a field formation. There are three options; a 4-2-4, 4-3-3 or a 5-3-2. I take the standard 4-2-4, and head straight for the FA Cup. It's round 3, Liverpool vs Grimsby Town; we're playing at home at Anfield. The pitch is wet, and we won the toss - we're playing up the screen.

The deafening roar of the crowd is pierced by the umpire's whistle. Grimsby Town kick off, and play the ball to mid-field. My closest player - marked by a distinct set of red arrows around his feet - moves in for a tackle. The whistle blows again; and I'm awarded a yellow card, twenty seconds into the first half. Disgraceful, I know. And it's the first of many. By the end of the game, four of my players have received yellow cards, and two have been sent off.

The pitch looks great. The screen displays only a small part of the action, with large, well defined players picked out clearly against the lush green grass. They're well animated, running, jumping and kicking with fluid, realistic motions.

FACTBOX

Liverpool - The Computer Game is top fun. Great graphics and good ball control make it Phil's pick of the soccer-sim bunch. Good one!

RATINGS

Graphics	83%
Sound	79%
Gameplay	84%
Overall	82%

Distributed by Mindscape
(02) 899 2277, RRP Amiga
\$69.95.

Scrolling in every direction is fast and smooth, and the overall effect is delightfully realistic. Control switches between players automatically, with your joystick guiding the player closest to the ball.

It's a hard fought match, played over two five minute halves. At half time it's nil all, but after the break, the Grimsby lads lift their game, and score three goals in quick succession. Our biggest problem is lack of teamwork. Most of my guys seem to be in the wrong place at the wrong time - so it's time for some serious training.

I'll be honest. I expected *Liverpool - The Computer Game* would be about as exciting as a bowl of cold porridge. And I was wrong. From the top down, it's a well designed, well engineered game with lots of appeal - easily the most enjoyable soccer simulation I've played in years. □



CRAZY CARS III

Wanna feel the pulsing power of a Lamborghini Countach? Then fasten your seatbelt as Phil Campbell takes you road racing.

If computer games go the same way as "reality television", you'll be driving car racing simulators that feature cars like my 1984 Pajero seven-seater super wagon, complete with meagre four cylinder engine and large box-like body. About as many thrills as an episode of *Real Life* or *Hard Copy* - but ever so "down to earth."

Those days, thankfully, are not yet with us. So when you play a racing sim, you can still thrill to the performance of the fastest and best cars on offer.

Crazy Cars III is the latest in a line of Amiga car-racing simulations that stretches back further than Parramatta Road at peak hour. As the "III" implies, these games are hot property - no sooner has the dust settled on *Crazy Cars II* than the armchair speed-demons are queueing up for a sequel.

This time, you get to sit behind the wheel of a sleek yellow Lamborghini Countach. You'll see it on the screen, as well as on the full colour wall poster in the box.

This is the baby you'll be piloting through all the major cities of America in your quest for fame and fortune. You'll be driving on the illicit Street Racing circuit - highly illegal, but very lucrative. In each city, you'll face off with the three hottest car-jockeys in town. Beat them, and you'll

drive away with a carload of cash.

The menu screen features a relief map of the USA, with major cities like Boston, New York and Nashville highlighted. Choose one with your joystick pointer and you'll see the overall rating of the local drivers, together with expected police activity and weather conditions.

In Memphis, my main opponents are three guys called Lobo, Bozo and Scott. Cute names. Shame about their faces. Lobo looks like Michael Jackson, Bozo is the spitting image of Mr T, and come to think of it, Scott just might be Elvis.

Making money is the aim of the game. You'll need to take calculated risks, balancing your possible prize winnings with the entry fees in each city and the standard of the competition.

In this case, the entry fee is \$2,000, and I stand to win \$5,000 - a make or break proposition. Throwing caution to the winds, I sign up.



FACTBOX

Crazy Cars III is fast and smooth, though the graphics look a little two dimensional. Certainly not a major improvement on Crazy Cars II - though every bit as good if you're looking for more of the same.

RATINGS

Graphics	77%
Sound	78%
Gameplay	72%
Overall	73%

Distributed by Mindscape
(02) 899 2277. RRP \$69.95.

The race begins, and I'm in tenth place. An orange sunset lights up the sky, silhouetting the tall pines on the mountains that line the horizon. No time to admire the scenery - I hit the throttle, climbing to a speed of 272 km/h. With some skilful driving I'm soon in second place, with Lobo's car just up ahead. I grab the lead, then spin out on the next corner. By the time I regain control, I'm back in fifth position - and that's where I finish. Tired, beaten ... and broke.

Crazy Cars III is not a ground breaking game. Graphically, it's not much of an improvement on its predecessor. The cars look a little flat, like two dimensional cut-outs overlaid on the track, and the scrolling backgrounds are a bit "routine." That's not necessarily a criticism - if you're a fan of *Crazy Cars II*, you'll be happy to re-live the experience.

The most important question to ask of any car racing game is whether or not it captures the heart thumping feeling of speed - and this one does. Forget everything else - in *Crazy Cars III* you'll have your heart in your mouth as you duck and weave down the highway with the police on your heels. Much more exciting than a tired old Pajero - and that means it's yet another car racing sim that's well worth a look. □

Hook

This is a game you can really get hooked on - and you can just about guarantee it'll all Pan out in the end, says Phil Campbell.

Last Sunday arvo I nearly took the kids to see *Hook* at the local picture theatre. And who knows, I probably could have even claimed it as a tax deduction. Legitimate research. But - amid howls of protest - I decided we should hook a few fish instead. Back to nature, instead of back to the Saraton.

All of which means, I'm now playing *Hook* - the computer version - without having seen the movie. Sorry about that. You'll just have to bear with me. Mind you, I've seen all the trailers, I've read all the reviews, and my mum used to read me Peter Pan almost every night, so I'm reasonably well informed.

The storyline of *Hook* picks up where the original tale of Peter Pan left off. Peter has finally grown up, and he now lives far away from Neverland in the guise of hard working and respectable Peter Banning. His adventurous past is little more than an ancient dream.

Bad guys, however, never forget, and seldom forgive. Banning's comfortable life is suddenly turned upside down as his old adversary, Captain Hook, kidnaps his children and whisks them away to the Island of the Lost Boys. As Peter, your job is to find the children and bring them home - and who knows, you may even find your lost youth along the way.

The game follows a fairly standard

"action-adventure" format. Everything is mouse controlled; command icons are arranged across the bottom of the screen, and the action takes place in the area above.

Commands are limited - you can "Look", "Talk to", "Pick Up", "Use" or "Give To" - and very simple to use. Click on an icon, like "Pick up", then click on the object on the main screen that you're wanting to grab, and it's added to your inventory.

The scenery in Neverland is lavishly detailed. The township we're standing in is more ship than town - most of the buildings look as if they've been rebuilt from the remains of scuttled clippers. Peter stands mid-screen, waiting for a nudge from my mouse to start exploring.

My standard approach in games like these is simple. If it moves, talk to it. You'll find if you persevere for long enough you'll pick up a stack of handy clues. Mind you, it can be pretty frustrating. I approach a drunken sailor in the "Jolly Roger". There's a range of opening gambits to choose from; lines like "Hi, I'm Peter" or "Hook has kidnapped my children. Do you know where he is?" But no matter what introduction I offer, the response is always the same. "Get lost." It's the same with the pirates in the street. And the fisherman on Dead Man's

FACTBOX

Hook is a fairly standard action adventure game, with good atmosphere, and not too tricky puzzles.

RATINGS

Graphics:	76%
Sound:	73%
Gameplay:	75%
Overall:	75%

Distributed by Ozisoft, phone (02) 317 0000, the Amiga version sells for \$69.95.

Wharf.

Finally, though, I strike oil. First, a nutty doctor who gleefully exchanges my two gold teeth for "pieces of eight." And then a friendly barman. He tells me I'll need some pirates' clothes if I intend to board Hook's ship; and he suggests swinging across the town square on a rope to grab a hat from an unsuspecting head.

Good advice. Mind you, here I am standing on top of a building, rope in hand, watching the perfect hat march back and forth across the screen - and I've got no idea what to do next.

Hook is a pleasant little game, well aimed at the movie's intended audience. The puzzles strike me as reasonably easy, so adult players shouldn't expect a long term challenge. But junior players will be fascinated by the game's bright and busy graphics, the touches of humour, and the tantalising prospect of defeating the dastardly Hook. □



Crime City

Fancy yourself as a bit of a detective? Now's your chance. Sign on with DC Michael Spiteri and pound the beat as you try to save your old man from a bum rap.


David Walker is dead. The culprit? Your father! But how could it be? David was your dad's best friend and police partner for twelve years! All you know is that the two had an argument over something, and the next thing your father, Henry White, is arrested for his murder. It's up to you to do some thorough investigation of your own, and prove to the police that your old man is innocent. So begins *Crime City*, a point'n'click adventure game from the UK.

The game opens in your office. Before you there is a computer (which can be used to dig up information or to simply play breakout!), a telephone, diary, notice board and letter holder. A map on the wall shows all the places you can visit in the town. At the moment you have the choice of the hospital, pub, parents' home, police, church, girlfriend's house, and of course, the scene of the crime. By clicking on the location you travel there by choice of walking, bus, or taxi. Whatever form of transport you select should depend on how much money and time you have to spare.

As you visit each place, you can converse with various people by choosing from a selection of questions and statements which range from the inquisitive "What can you tell me about the murder?", through to the concerned "I'm really worried about my father", through to the silly requests "Can I please have some tea and biscuits?". From talking to various people, appointments get made, more places to visit appear on the map, and you gradually discover more information about the case. You can also explore the various rooms for clues and evidence.

The whole game is played by simply pointing with the mouse and clicking the left mouse button, and doing nothing else. No verbs to choose from, no sentences to build - what you can do has been kept to a minimum in an effort to make the game playable by anyone. Now this is fine, but I love adventure games where you can pick up objects, look at them, manipulate them then throw them through windows when you find out they're useless. I mean, that's what adventure games are all about, aren't they? Not that *Crime City* is not frustrating, despite its simplicity it is still an adventure game. There are still numerous problems to solve and leads to follow.

Graphically the game doesn't break new ground. Despite the character illustrations being very ordinary, the overall presentation is very neat and you don't have to ruin your eyes to decipher various objects. The sound comes and goes as it pleases. One



FACTBOX

Crime City is a simple point and click adventure game - maybe too simple. Graphics are neat, clear, but unexciting, and you could say the same for the plotline.

RATINGS

Graphics:	70%
Sound:	30%
Gameplay:	70%
Overall:	65%

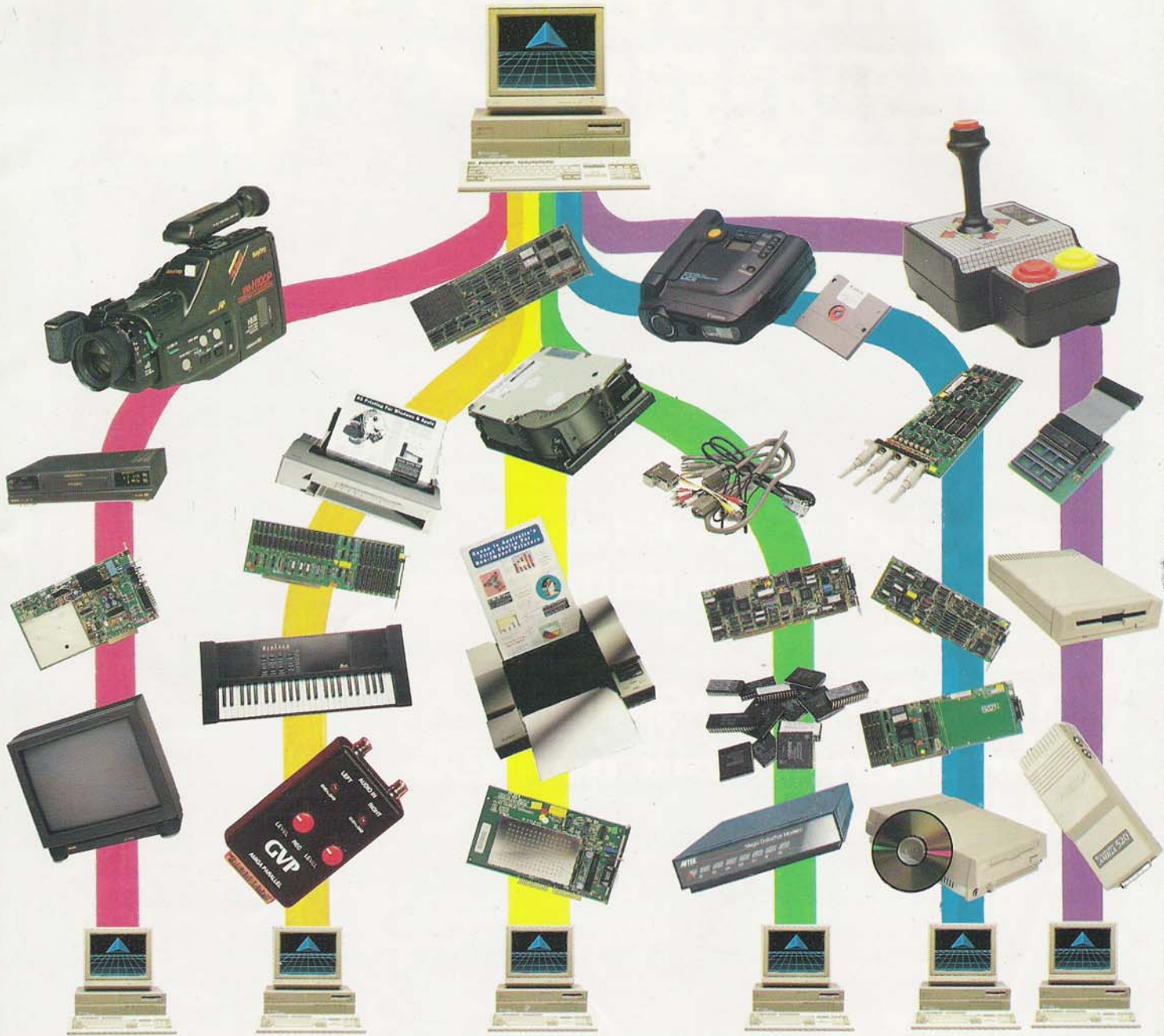
Distributed by IF Software.
RRP \$79.95.

minute you're playing in dead silence, then you enter a pub and a groovy tune starts playing.

Where the game does succeed is in the numerous sources of information made available to you. You can log onto the computer to get some character analyses, check your notice board and mail holder for important messages, pay a visit to your contact in the pub - he will always have some new information for you, go out on a date with your girlfriend and discuss the case (great date, eh?), visit mum at home and comfort her, or pay dad a visit in jail and get more information out of him (Why did you do it, dad?). Dial the various numbers in your diary, or just order a pizza! There are many hours' work involved just following up the initial information presented to you.

Obviously this game wasn't developed on a huge budget, though it should provide any potential sleuth with a reasonable challenge. As far as excitement goes, there isn't any. Mind you, the story in the manual is pretty good ... A good looking girl has just knocked on your door ... "Don't I know you?" I asked, stepping aside to let her into the hall. "I'm Gloria, your father's new secretary. You came to the office a couple of months ago." Even nervous and upset, she had a voice that you could pour onto waffles and eat for breakfast ...

Evolution of a species



Grow your own Amiga 2000

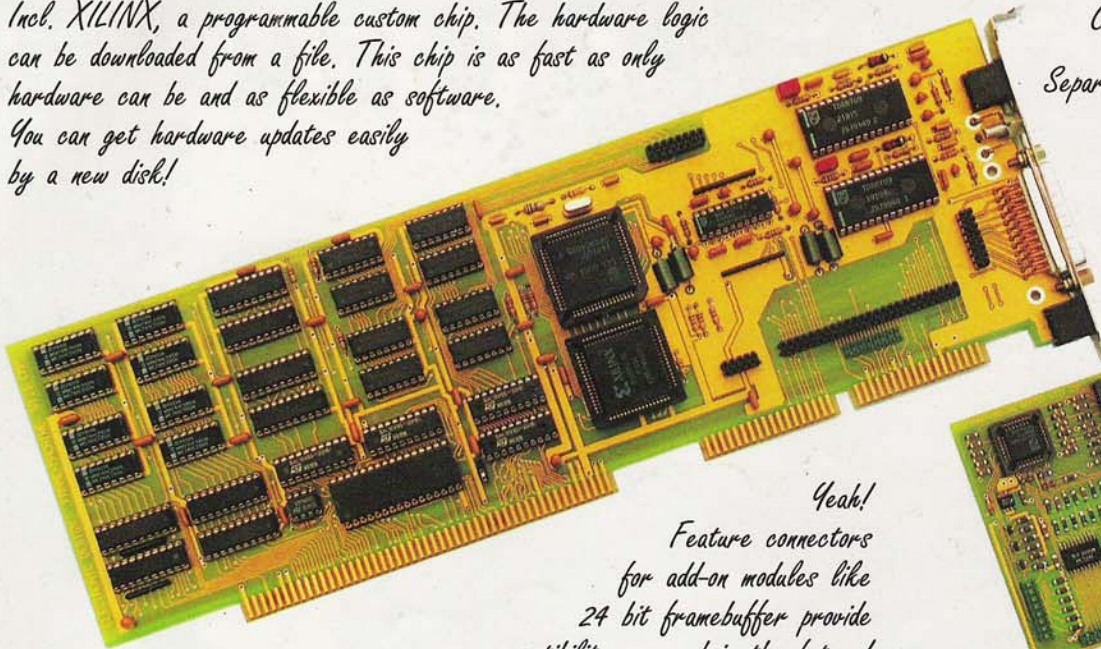
Available from major department and specialist Commodore retailers
or call Commodore on (02) 428 7777 for your nearest dealer


Commodore

FrameMachine - Creative Video Now !

Incl. XILINX, a programmable custom chip. The hardware logic can be downloaded from a file. This chip is as fast as only hardware can be and as flexible as software. You can get hardware updates easily by a new disk!

*Composite and Y/C Inputs
Separate A/D converters for
chroma and luma grant
for optimum resolution
and bright colours*



*Yeah!
Feature connectors
for add-on modules like
24 bit framebuffer provide
compatibility now and in the future!*

Mix, Edit, Genlock, Digitize, Zoom, Create

Go wild with all types of video effects. Why wait for further developments, get the complete Desktop Video solution right now !

Real-time Play and Record off Video - Use the real time digitizer to save full screen B/W or 1/4 screen 24 bit full colour video sequences direct to hard disk at 25 FPS using A3000 or similar. Then play it back at the same speed. Wow!

Video Mixer and Time Base Corrector for mixing two video sources when using an Electronic Design genlock. Produce those professional superimpose effects, fade between video sources. Multiple keying effects are a piece of cake.

Edit video sequences with the Video Editing Tool. Cut and Paste video images like blocks of text in a wordprocessor.

Picture in Picture with scalable video window. Set your video window size to 1/1, 1/2, 1/4, 1/9, 1/16 and punch it through a 24 bit background. Now overlay AMIGA graphics and titling and mix in the second video source for that finishing touch.

Dual 24 bit Framebuffers (full overscan) for displaying stills, animations and image sequences in 16 million colours. Includes Art Dept Pro loader software. Compatible with many 24 bit packages. AREXX support too.

FM-FrameGrabber - \$1,099 / FM-PRISM 24 (FrameBuffer) - \$ 899 / FrameMachine (Both Modules) - RRP \$1,899

Electronic-Design
INTERNATIONAL

*Technology
you can see*



Distributed in
Australia by:

Color Computer
Systems P/L
18 Appleby St.,
Balcatta WA 6021

CALL - Don Sforcina
PH: (09)345-3343
FAX:(09)349-5155



Dealer enquiries
welcome!