

For ALL COMMODORE Computer Users

CC 02356

Beginner, Advanced, and Professional

COMMANDER

C-64 VIC-20

\$2.95 U.S.
\$3.50 CAN.

INSIDE:


THE NEWSLETTER
EDITOR

B*A*S*I*C
TRAINING

THE MUSIC
INSTRUCTOR

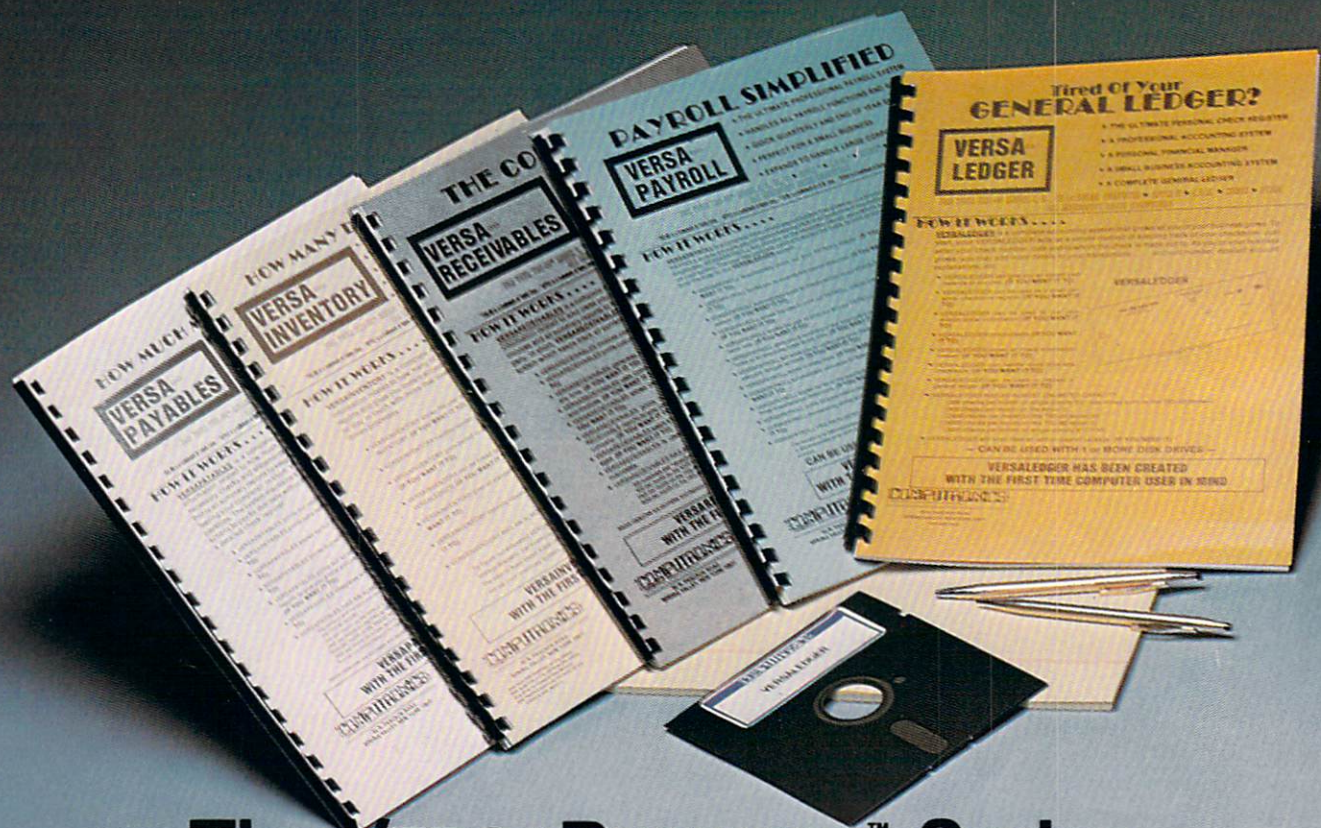
BASIC + ML = ?

EXPLORATIONS
WITH ASSEMBLY
LANGUAGE



Introducing the Most Powerful Business Software Ever!

TRS-80™ (Model I, II, III, or 16) • APPLE™ • IBM™ • OSBORNE™ • CP/M™ • **COMMODORE 64**



The VERSABUSINESS™ Series

Each VERSABUSINESS module can be purchased and used independently, or can be linked in any combination to form a complete, coordinated business system.

VERSARECEIVABLES™ \$99.95
 VERSARECEIVABLES™ is a complete menu-driven accounts receivable, invoicing, and monthly statement-generating system. It keeps track of all information related to who owes you or your company money, and can provide automatic billing for past due accounts. VERSARECEIVABLES™ prints all necessary statements, invoices, and summary reports and can be linked with VERSALEDGER II™ and VERSAINVENTORY™.

VERSAPAYABLES™ \$99.95
 VERSAPAYABLES™ is designed to keep track of current and aged payables, keeping you in touch with all information regarding how much money your company owes, and to whom. VERSAPAYABLES™ maintains a complete record on each vendor, prints checks, check registers, vouchers, transaction reports, aged payables reports, vendor reports, and more. With VERSAPAYABLES™, you can even let your computer automatically select which vouchers are to be paid.

VERSAPAYROLL™ \$99.95
 VERSAPAYROLL™ is a powerful and sophisticated, but easy to use payroll system that keeps track of all government-required payroll information. Complete employee records are maintained, and all necessary payroll calculations are performed automatically, with totals displayed on screen for operator approval. A payroll can be run totally, automatically, or the operator can intervene to prevent a check from being printed, or to alter information on it. If desired, totals may be posted to the VERSALEDGER II™ system.

VERSAINVENTORY™ \$99.95
 VERSAINVENTORY™ is a complete inventory control system that gives you instant access to data on any item. VERSAINVENTORY™ keeps track of all information related to what items are in stock, out of stock, on backorder, etc., stores sales and pricing data, alerts you when an item falls below a preset reorder point, and allows you to enter and print invoices directly or to link with the VERSARECEIVABLES™ system. VERSAINVENTORY™ prints all needed inventory listings, reports of items below reorder point, inventory value reports, period and year-to-date sales reports, price lists, inventory checklists, etc.

VERSALEDGER II™ \$149.95
 VERSALEDGER II™ is a complete accounting system that grows as your business grows. VERSALEDGER II™ can be used as a simple personal checkbook register, expanded to a small business bookkeeping system or developed into a large corporate general ledger system **without any additional software.**

- VERSALEDGER II™ gives you almost unlimited storage capacity (300 to 10,000 entries per month, depending on the system),
- stores all check and general ledger information forever,
- prints tractor-feed checks,
- handles multiple checkbooks and general ledgers,
- prints 17 customized accounting reports including check registers, balance sheets, income statements, transaction reports, account listings, etc.

VERSALEDGER II™ comes with a professionally-written 160 page manual designed for first-time users. The VERSALEDGER II™ manual will help you become quickly familiar with VERSALEDGER II™, using complete sample data files supplied on diskette and more than 50 pages of sample printouts.

SATISFACTION GUARANTEED!

Every VERSABUSINESS™ module is guaranteed to outperform all other competitive systems, and at a fraction of their cost. If you are not satisfied with any VERSABUSINESS™ module, you may return it within 30 days for a refund. Manuals for any VERSABUSINESS™ module may be purchased for \$25 each, credited toward a later purchase of that module. All CP/M-based Computers must be equipped with Microsoft BASIC (MBASIC or BASIC-80)

To Order:
 Write or call Toll-free (800) 431-2818
 (N.Y.S. residents call 914-425-1535)

- * add \$3 for shipping in UPS areas
- * add \$4 for C.O.D. or non-UPS areas
- * add \$5 to CANADA or MEXICO
- * add proper postage elsewhere

DEALER INQUIRIES WELCOME

All prices and specifications subject to change / Delivery subject to availability.

COMPUTRONICS

50 N. PASCACK ROAD, SPRING VALLEY, N.Y. 10977

TRS-80 trademark Tandy Corp. - APPLE trademark Apple Corp. - IBM PC trademark IBM Corp. - OSBORNE trademark Osborne Corp. - XEROX trademark Xerox Corp. - KAYPRO trademark Non-Linear Systems, Inc. - TELEVIDEO trademark Televideo Systems, Inc. - SANYO trademark Sanyo Corp. - NEC trademark NEC Corp. - DEC trademark Digital Equipment Corp. - ZENITH trademark Zenith Corp. - TI PROFESSIONAL COMPUTER trademark Texas Instruments, Inc. - SUPERBRAIN trademark Intertec Corp. - CP/M trademark Digital Research - EPSON trademark Epson Corp.

"Now Your Commodore 64™ Can Print Like a Pro!"



Grappler™ Printer Interface

The Revolutionary Printer Interface for the Commodore 64™

A New Era in Commodore Printing Power.

Grappler CD offers the first complete answer to your printer interfacing requirements, with many powerful capabilities unique in the Commodore marketplace. Complete signal translation allows many popular name brand printers to operate perfectly with the Commodore 64, or to imitate Commodore's own printer. Even Commodore's graphic character set can be reproduced on Epson, Okidata, Star, ProWriter and other popular printers.

Exclusive Grappler CD features provide a variety of graphic screen dumps, text screen dumps and formatting. No other Commodore interface can offer this.

If you own a Commodore 64...

If you're serious about quality, trouble free printing... You need the Grappler CD.

Contact your nearest Commodore dealer or call Orange Micro for a dealer near you.

Commodore 64 and Commodore 1525 are trademarks of Commodore Electronics Limited. Epson is a registered trademark of Epson America, Inc.

A Uniquely Intelligent Interface:

- Prints Screen Graphics Without Software
- Graphics Screen Dump Routines Include Rotated, Inversed, Enhanced and Double Sized Graphics.
- Full Code Translation From Commodore's PET ASCII to Standard ASCII, the Language of Most Printers.
- Complete Emulation of the Commodore 1525 Printer for printing of Commodore's Special Characters.
- Dip Switch Printer Selection for Epson, Star, Okidata, ProWriter and other popular printers.
- Conversion Mode for Easy Reading of Special Commodore Codes.
- Text Screen Dump and Formatting Commands
- 22 Unique Text and Graphics Commands

 **Orange Micro**
inc.

1400 N. LAKEVIEW AVE., ANAHEIM, CA 92807 U.S.A.
(714) 779-2772 TELEX: 183511CSMA

© Orange Micro, Inc., 1983



COMMANDER Magazine, USPS 703-690, ISSN 0746-3197, is published monthly by Micro Systems Specialties, 3418 S. 90th St., Tacoma, WA 98409. Domestic subscriptions: 12 issues, \$22.00. Second class postage paid at Tacoma, WA 98413 and additional mailing offices. POSTMASTER: Send address changes to COMMANDER Magazine, P.O. Box 98827, Tacoma, WA 98498. Entire contents copyright ©1984 by Micro Systems Specialties. All rights reserved. Commodore 64, VIC-20, B-128, and PET are trademarks of Commodore Business Machines, Inc. Issue No. 18.

SUBSCRIPTION INFORMATION

Your subscription to *COMMANDER* is shipped second class mail each month, on or before the fifteenth. If you do not receive your copy of *COMMANDER* by the last day of the month, please send us a card and we will remedy the problem.

Should you change your address, we ask that you notify us immediately. To assure delivery, your change of address must reach us no later than the first of the month prior to month of shipment. Please include your old address, new address, and date of effect. Sorry, without proper notification, we cannot be responsible for replacing any issues.

If you have any questions, please contact our subscription department at (206) 584-6757. All correspondence should be addressed to *COMMANDER* Subscription Department, P.O. Box 98827, Tacoma, Washington 98498.

Master

EDUCATION SECTOR

- | | | |
|-----------|---|---------------|
| 40 | Electronic Blackboard / MARYANNE DODD
Children can learn more than just the 3 'R's with Matchboxes, Brain Strainers, Telly Turtle, and Samson & Delilah. | GENERAL |
| 44 | The Music Instructor / ROBERT PARR
A unique approach to learning pitch recognition. Intonation and interval identification are included in the program. | C-64 |
| 57 | Explorations with Assembly Language / ERIC GIGUERE
Assembly language is put to use in this month's column; A screen dump program is dissected to show you how it works. | VIC-20 & C-64 |
| 67 | B*A*S*I*C Training: Beginner's Introduction to Commodore BASIC Programming / JONATHAN SECAUR
Lesson 4. | GENERAL |

REVIEWS AND RECREATION SECTOR

- | | | |
|-----------|---|---------|
| 12 | News, Views, Previews & Reviews / COLIN THOMPSON
Disk drives! Colin reviews the new MSD dual disk drive. | GENERAL |
| 20 | Apple Pick'n / ROBERT L. BLOOMER
Racing against the clock, you must find the way through the labyrinth to your food supply. | GENERAL |

Menu

FEATURES SECTOR

- VIC-20 & C-64 **Command Post / JIM GRUBBS** 6
Exchanging programs with friends around the world? Yes! Your computer and ham radio equipment can do just that.
- C-64 **The Newsletter Editor / COLIN THOMPSON** 24
This program takes some of the work out of publishing a newsletter. NED reads disk text files written on any word processor, without the program that generated the text.
- VIC-20 **Modify Your 8k Cartridge to Include ROM's / THOMAS HENRY** 48
Step by step instructions for upgrading a VIC-20 expansion cartridge.
- VIC-20 & C-64 **Screen Dump 64 / ERIC GIGUERE** 60
After you create a picture with your computer graphics, how do you show it off? You give your friends a printed copy of your creation, of course.
- VIC-20 & C-64 **Functionally Yours / IAN ADAM** 70
The mysterious four keys on the right side of the keyboard are explained.
- VIC-20 & C-64 **Func*Keys / J.L. CALVIN** 74
A utility to bring those function keys to life.
- VIC-20 & C-64 **BASIC + ML = ? / GLEN COLBERT** 80
Examples showing how BASIC and Machine Language can live and work together.

HARD SECTOR DEPARTMENTS

- Key Mander** 18
- User Groups** 56
- REMs to Readers** 87
- New Products** 88
- Command Board** 92
- News Releases** 93
- Letters** 94
- Advertisers Index** 96



COMMANDER Magazine is an independent publication, and has no formal relationship with Commodore Business Machines, Inc. other than as a paid advertiser. Submission of a manuscript by an author is considered an offer of exclusive publication rights. Opinions expressed by writers in articles and reviews are not necessarily those of COMMANDER Magazine.

BACK ISSUE INFORMATION

COMMANDER Magazine's Subscription Department provides the service of back issue order fulfillment. Many issues are still available. All current issues sell for the single copy cover price—which is \$2.95. Issues older than one month sell for \$3.50, when the supply is plentiful. Include \$1.00 (shipping) for each issue ordered. Your order will be shipped by United Parcel Service. Orders to be shipped to post office boxes or foreign countries must be shipped via the United States Post Office.

Most back issues are available in original form. February 1983 is sold out but separate articles are available as reprints. Due to the heavy demand, we suggest you order the back issues you want now while the supplies last.

COMMANDER accepts Visa, Mastercard and American Express. You may also request to be invoiced, but payment is due before shipment.

For further information call or write to our subscription department at P.O. Box 98827, Tacoma, Washington 98498, (206) 584-6757.

STAFF

Publisher
THOMAS L. ROSENBAUM

Editor
DORINDA (DEE) ANDERSON

Editorial Assistant
EVA R. JONES

Marketing & Advertising
ELIZABETH K. STEAN, Director
VIVIAN JO CRAWFORD

Circulation
MARY OSBORN, Director

Design and Production
SCOTT A. MACDONALD

Technical Consultants
JOHN P. GABBARD
GEORGE R. GAUKEL
HOWARD ROTENBERG
COLIN F. THOMPSON

COMMANDER is published monthly by:
MICRO SYSTEMS SPECIALTIES, P.O. Box 98827,
Tacoma, Washington 98498

COMMANDER
Regional Advertising Offices

Pacific Marketing, Inc. 4247 North Whitman
Tacoma, Wa. 98407. (206) 759-9933

Garland Associates, P.O. Box 314 S.H.S.
Duxbury, Mass. 02332.
(617) 934-6464 or 934-6546

<i>Subscription Rates (U.S. Funds)</i>	<i>Per Year</i>
U.S.	\$22.00
Canadian, Mexican	\$26.00
Surface Rates, Foreign	\$37.00
Air Mail, Foreign	\$75.00

For back issues, subscriptions, change of address
or other information, write to:

COMMANDER
P.O. Box 98827
Tacoma, Washington 98498
(206) 584-6757
BACK ISSUES—

\$3.50 each plus \$1.00 each for shipping

Copyright © 1984 by MICRO SYSTEMS SPECIALTIES
All Rights Reserved

EDITORIAL

The most controversial topic in the computer industry today is copyright protection. More to the point is the lack of adequate laws to protect the authors and manufacturers of software (and hardware). The Supreme Court, with their Betamax decision, altered the concept of 'fair use' as a defense for copyright infringement. The decision implies that devices used for copying copyright material are "staple articles of commerce;" provided they perform functions other than copyright infringement. Although the Betamax case was specifically concerning video recording for home use, the computer industry will ultimately feel the impact of the ruling.

What does this mean to authors and manufacturers who spend large amounts of time and money to develop computer products? It simply means that the development of copy protection schemes will be more of a consideration when creating new products. The people involved in creating and marketing computer products have every right to protect their profits. The consumer will be seeing, and paying for, more and better protection schemes. Every time a program or product is duplicated without proper authorization, it is money lost by the author and distributor. It is unfortunate that at a time when home computing has reached a price range reasonable to the average consumer, the added cost of protection schemes will be reflected in the market place.

This brings us to the unique position of computer publications. Programs are published each month with the intent that the subscriber will use the material for their personal library only. The programs are not to be copied and distributed as public domain software. One users group has suggested that they type the programs listed in a magazine, copy and sell the disk to club members only if they show proof that the member owns a copy of the publication from which the program originated. That seems to be a fair and equitable way to solve a potentially troublesome situation.

We would like to hear as much input as possible on this subject. Any opinions, comments or suggestions from our readers will be welcomed. Please indicate if your response may be published. Address correspondence to The Editor, *COMMANDER* MAGAZINE, P.O. Box 98827, Tacoma, WA 98498.



SUPERIOR GRAPHICS EMPORIUM

P. O. Box 99715
Tacoma, WA 98499
(206) 588-9949

C64

C64

**BIG
DISCOUNTS**

WE HAVE GATHERED SOME OF THE BEST SOFTWARE FROM ALL OVER FOR YOUR COMMODORE 64. ALL OF OUR PRODUCTS ARE DISCOUNTED TO HELP YOU SAVE YOUR HARD EARNED MONEY!

ALEX IN THE JUNGLE—

ALEX MUST MAKE HIS WAY THROUGH THE OMINOUS JUNGLE, SWINGING ON VINES, JUMPING OVER LOGS, ALLIGATORS AND PITS ARE JUST A FEW OF THE OBSTACLES THAT "ALEX" MUST OVERCOME DURING HIS TREK FOR VALUABLE TREASURES.

REGULAR PRICE — 32.95 Cassette*

DISCOUNT PRICE — 21.95 Cassette*

**DISCOUNTED
SOFTWARE**

ALEX GOES JOGGING—

ANOTHER EXCELLENT "ALEX" ADVENTURE. OUR POOR UNSUSPECTING HERO MUST SUCCESSFULLY JOG AROUND ALL OF THE CITY BLOCKS BEFORE THE DANGEROUS MUGGERS CATCH HIM. SIMILAR TO "AMIDAR".

REGULAR PRICE — 32.95 Cassette*

DISCOUNT PRICE — 21.95 Cassette*

**HIGHEST
QUALITY**

ALEX IN SPACE—

"ALEX" HAS JOINED NASA! THIS TIME OUR HERO IS ON A DANGEROUS MISSION IN SPACE. HE MUST USE ALL OF HIS PILOTING SKILL TO AVOID THE DANGERS WHILE COLLECTING VITAL POWER CRYSTALS.

REGULAR PRICE — 32.95 Cassette*

DISCOUNT PRICE — 21.95 Cassette*

KRACKER JAX—

AND NOW, A CUTE LITTLE GAME FOR THE YOUNGER MEMBERS OF YOUR FAMILY. A POPCORN FACTORY HAS GONE WILD AND POPPED KERNELS OF CORN ARE FALLING FROM THE SKY. YOU MUST USE YOUR MULTI-LAYERED FRYING PAN TO CATCH THEM BEFORE THEY HIT THE FLOOR!

REGULAR PRICE — 14.95 Cassette

DISCOUNT PRICE — 9.95 Cassette

**PROGRAMS FOR
ALL AGES**

**FAST ACTION
ARCADE GAMES**

BALAKON RAIDERS—

THE WORLD IS A VOLCANIC RUIN, THERE ARE ONLY A FEW SURVIVING HUMANS WITH NO PLACE TO LIVE. ALL OF THE ROBOT DRONES HAVE GONE HAYWIRE AND HAVE TAKEN OVER ALL THE CITIES OF THE WORLD. IT IS YOUR JOB TO RID THE WORLD OF THESE NOW DEADLY CREATURES.

REGULAR PRICE — 32.95 Cassette

DISCOUNT PRICE — 21.95 Cassette

SUPER SLOT—

REAL VEGAS ACTION IN THIS COLORFUL SIMULATION. GREAT COLOR, SOUND AND PAYOUTS MAKE THIS ONE OF THE BEST SLOTS AVAILABLE.

REGULAR PRICE — 14.95 Cassette

DISCOUNT PRICE — 9.95 Cassette

**EXCITING
SIMULATIONS**

**BEST DOLLAR
VALUE ANYWHERE**

CAVERNS OF DOOM—

GREAT MACHINE LANGUAGE TEXT ADVENTURE GAME. EXPLORE THE DEPTHS OF THE ANCIENT CAVERN, FIGURE YOUR WAY THROUGH SOME TRICKY SITUATIONS. THIS ONE IS A REAL BRAIN BENDER!

REGULAR PRICE — 24.95 Cassette

DISCOUNT PRICE — 19.95 Cassette

QUIZSPIN—

A FANTASTIC EDUCATIONAL GAME, NOT JUST ANOTHER BORING DRILL! QUIZSPIN IS BASED ON THE TV. GAME SHOW "JOKER'S WILD". IT IS AN EXCITING COMPETITION BETWEEN TWO PLAYERS (OR ONE PLAYER AND THE COMPUTER).

CATEGORIES INCLUDE: STATES & CAPITALS, CHEMISTRY, MATH, PRESIDENTS AND A ??MYSTERY?? CATEGORY. GREAT COLOR AND SOUND JUST TOP OFF THIS FUN, COMPETITIVE AND EDUCATIONAL PROGRAM.

REGULAR PRICE — 24.95 Cassette*

DISCOUNT PRICE — 19.95 Cassette*

**GREAT
EDUCATIONAL
VALUE**

Circle No. 150

COMMANDER POST

by Jim Grubbs

For many people, summer time is a time for outdoor activities. Amateur radio enthusiasts are no exception, though sometimes the slant of the activities is very radio oriented. For years it seemed like my dad, W9DXA, and I always spent the Fourth of July installing our antenna system. It's a time for field day and transmitter hunts. The hamfest season is upon us with the promise of a lot of computer goodies being exchanged as hams upgrade their systems. If you haven't yet bought a computer, don't overlook the very versatile VIC-20—it was made for the hamshack!

If you are an outdoor person, enjoy the sunshine and taking your rig along on a camp out. But don't lose your summer copies of *COMMANDER*. I'll be right here with some projects that will still be of interest next fall.

WHERE'S THE BEEF

When you bought your computer, it wasn't very smart. It was born with some basic motor skills called an operating system. It didn't develop a personality until you loaded in the first program. Hopefully, you have written some programs yourself. Your continued interest in this hobby is undoubtedly directly proportional to either writing or obtaining programs that are of interest to you. The 59th version of a PAC person gets a bit old. I can't help but think of that poor little lady in the popular hamburger chain commercial that agrees the bun is sure big, but where's the beef? In our case, the computer is nice, but where are the programs. *COMMANDER POST* helps to fill this need, and for a price there are some extremely nice software packages for amateur use. Unfortunately, I can't address every subject in this column every month and most of us don't have unlimited financial resources. What we do have is our amateur radio equipment, a quite effective means of communicating around the world. Can we possibly tie in to this gear and exchange programs with our friends around the world? You bet we can!

FILE IT FOR FUTURE REFERENCE

It would be nice if you could simply take a program saved earlier to tape or disk and send it directly over the air to someone on the other end. It could be done, but without some very sophisticated programming and hardware, this method would only work between identical computers. They would still have to be interfaced properly to the equipment. I'm always looking for an easy way out, so I figured there has to be an easier way.

Let's consider for a moment what happens when you LIST a program on your computer. When the operating system of your computer sees the command LIST, it checks memory to find the beginning of the program that currently is active in your computer. It then takes this machine code—all binary ones and zeros, and translates it into "plain english" characters to be printed on your screen.

Your first encounter at "sending" that listing somewhere else probably came when you bought your printer. Assuming you have a VIC 1525 or equivalent, you quickly learned that the following statement would get you a printed listing:

```
OPEN 4,4:CMD 4:LIST
```

What you did was to open a file, in this case number 4, to device number 4, your printer, and then you commanded (CMD) the output of your computer to file number 4. After doing this you issued the LIST command and like magic the program was listed to your printer.

At the point where the computer does the actual listing, regular ASCII character codes are present. The mumbo jumbo of machine code lurks below the surface, but doesn't get in the way of reading the program listing. We've just found the simpler way!

FOUR TO ONE

Have you ever thought of your cassette recorder as a "screen"? Your computer has no trouble with that concept at all. In fact, you use that very concept when you

have a sequential file to tape or disk. The following program statement can be used to create such a file on cassette:

```
OPEN 1,1,1,"FILE NAME":CMD 1:LIST
```

When that save has finished remember to clear the buffer by typing:

```
PRINT#1:CLOSE 1
```

You now need some modem software. Several such programs have been printed in *COMMANDER* over the past year (check *TELECOMMANDER*) or you may be the lucky owner of one of the fine commercial packages such as MBATEX or HAMTEXT that allow not only ASCII transmission, but the ability to store files for later printing, saving, or retransmission.


You send the program just like any text file. At this point that's all it is, just text.

BRIDGE TO CAPTAIN KIRK

As you are sending, the station on the other end hopefully is receiving and storing this ASCII file using his or her terminal software. After the file has been fully received, it must be saved to tape. What has to happen after the file has been received is to reconvert it into a program file rather than an ASCII sequential file. The program in figure 1 will do this job quite simply when using cassette.

In operation, the program first OPENS a receive channel to the cassette recorder. The POKE to decimal address 152 tells the computer there is one open file. You then start bringing in the program one ASCII character at a time and PRINT it on the screen. If the character is a "RETURN" we then "strong arm" a carriage return (ASCII value 13) into the keyboard buffer at decimal addresses 631 through 633. We also have to tell the computer there are three characters in the buffer and finally we send the program back to get another character.

If the character received is a blank line (ASCII code 10) then the file is CLOSED and the "OK" prompt is printed. If all has gone well at this point, delete the lines above



Info Designs™... Making Home Town Business Grow

Info Designs is the leading producer of accounting software for the Commodore 64... home town businesses made us **Number 1**. We specialize in Accounting Software and market only the highest quality business systems. Our integrated systems have helped businesses become more prosperous through better management of their money and resources. Info Designs five accounting packages make it possible for you to computerize your business cost effectively. Our proven business software packages have been purchased for \$595 each. With **100,000** programs sold, you can be assured of a proven value at **\$79.95** per Commodore-64 program.

Select the disk programs you need—

- Accounts Receivable/Billing
- Account Payable/Checkwriting
- General Ledger
- Inventory Management
- Payroll

Customer Support Plan

An optional telephone consulting service is available to support installation and ongoing operations.

To Purchase

See your local Commodore-64 Dealer or call us directly at (313) 540-7772.

Circle No. 52

Info Designs Inc.
6905 Telegraph Road
Birmingham, MI 48010

Info Designs™

VIC 20™
COMMODORE 64™

Still the Best!

Rated **THE BEST** educational program for the VIC 20™ by *Creative Computing* magazine.

Commodore 64 version: "This is the best typing tutor we have seen yet; it can get your children touch typing in short order and bring an old hand up to speed. Includes excellent training modules and an arcade type mode to liven things up and put some pressure on; *****" **INFO-64**

Our customers continue to tell us of their success. . . .

"... delighted with my son's progress . . . he is the only one in his second grade class who touch types at the computer."

(58 year old man writes) . . . "great, excellent. To me a source of great learning . . . I just can't express how much I have enjoyed it!"

In daily use by schools across the USA.

"Computer aided instruction at its best" *Commander* magazine


TYPING TUTOR + WORD INVADERS

The proven way to learn touch typing.

COMMODORE 64 Tape \$21.95

COMMODORE 64 Disk \$24.95

VIC 20 (unexpanded) Tape \$21.95



NEW!

IFR (FLIGHT SIMULATOR)



DISK OR TAPE
FOR THE
COMMODORE 64
\$29.95

CARTRIDGE
FOR THE VIC 20
\$39.95

JOYSTICK REQUIRED



Put yourself in the pilot's seat! A very challenging realistic simulation of instrument flying in a light plane. Take off, navigate over difficult terrain, and land at one of the 4 airports. Artificial horizon, ILS, and other working instruments on screen. Full aircraft features. Realistic aircraft performance - stalls/spins, etc. Transport yourself to a real-time adventure in the sky. Flight tested by professional pilots and judged "terrific"! Rated "Excellent" by *Midnite Software Gazette*.

 Shipping and handling \$1.00 per order. CA residents add 6% tax. 

ACADEMY SOFTWARE

P.O. Box 6277, San Rafael, CA 94903 (415) 499-0850

Programmers: Write to our New Program Manager concerning any exceptional VIC 20™ or Commodore 64™ game or other program you have developed.

Circle No. 2

BARTENDER GUIDE AND HOST

\$29.95

Over a hundred popular drink recipes. It lists the ingredients, tells how to mix them and even the type of glass to use. It can even suggest drinks according to your ingredients on hand.

Special Host Feature: Now help insure a safe journey home from your party; **THE BARTENDER GUIDE AND HOST** estimates your guests' blood alcohol levels.

STRIP TEAZE

\$24.95

A great party game and ice breaker. Gather the party and get ready for laughs. Colorful graphics, great sound and it even knows what you're wearing. The computer will have you drinking or hopping, kissing or unbuttoning, all in good fun.

C - 64 Only




P.O. 13015 • Portland, Oregon 97213


Available on disc and cassette.

Money Order, Visa or MC

(503) 287-5128



IS YOUR 64™ STILL PLAYING GAMES WITH YOU?



If you've been having a hard time teaching your newly-adopted computer there's more to life than fun and games, you're not alone.

Now, you can introduce your Commodore 64™ to the Work Force: affordable, easy-to-use software and hardware that will unleash the power you always expected from your Commodore 64™, but thought you might never see.

PaperClip™

is simply the best word processing program of its kind—loaded with advanced features, yet so easy to use even a novice can get professional results. With **SpellPack™**, it even corrects your spelling! Once you've tried it, you'll never use a typewriter again.

The Consultant™ (formerly Delphi's Oracle)

is like a computerized filing cabinet with a brain. Organize files for recipes, albums, or the membership of your service club. Then search, sort, arrange and analyze your information with speed and flexibility that's simply astounding.

SpellPack™

teaches your 64 to spell. It checks an entire document in 2 to 4 minutes against a dictionary of over 20,000 words. And you can add up to 5,000 of your own specialized terms. Type letter perfect every time!



BusCard II™

is a magic box that lets you transform your humble home computer into a powerful business machine. It gives you the added power of BASIC 4.0, and lets you add IEEE disk drives, hard disk, virtually any parallel printer, and other peripherals without extra interfaces. Completely software invisible.

B.I.-80™ Column Adaptor

gives you crystal clear 80 column display. Using the highest quality hardware, we've eliminated the problems of snow, fuzziness and interference. Basic 4.0 commands greatly simplify disk drive access. Switches easily from 40 to 80 column display.

Discover the true power of your Commodore 64™. Ask your dealer about the Commodore 64™ Work Force, from Batteries Included—the company that doesn't leave anything out when it comes to making things simple for you.



"Excellence in Software"

These products have been developed specifically for Commodore computers by Batteries Included and are totally compatible with each other. For a full color brochure write to:
186 Queen Street West, Toronto, Canada M5V 1Z1 (416) 596-1405 / 3303 Harbor Blvd., Costa Mesa, CA. 92626 (714) 979-0920

INTRODUCING



THE PRO-LINE TEAM

★ PAL 64

The fastest and easiest to use assembler for the Commodore 64. Pal 64 enables the user to perform assembly language programming using the standard MOS mnemonics. **\$49.95**

★ POWER 64

Is an absolutely indispensable aid to the programmer using Commodore 64 BASIC. Power 64 turbo-charges resident BASIC with dozens of new super useful commands like MERGE, UNDO, TEST and DISK as well as all the old standbys such as RENUM and SEARCH & REPLACE. Includes MorePower 64. **\$49.95**

★ TOOL BOX 64

Is the ultimate programmer's utility package. Includes Pal 64 assembler and Power 64 BASIC soup-up kit all together in one fully integrated and economical package. **\$89.95**

★ SPELLPRO 64

Is an easy to use spelling checker with a standard dictionary expandable to 25,000 words. SpellPro 64 quickly adapts itself to your personal vocabulary and business jargon allowing you to add and delete words to/from the dictionary, edit documents to correct unrecognized words and output lists of unrecognized words to printer or screen. SpellPro 64 was designed to work with the WordPro Series and other wordprocessing programs using the WordPro file format. **\$49.95**

★ WP64

This brand new offering from the originators of the WordPro Series* brings professional wordprocessing to the Commodore 64 for the first time. Two years under development, WP64 features 100% proportional printing capability as well as 40/80 column display, automatic word wrap, two column printing, alternate paging for headers & footers, four way scrolling, extra text area and a brand new 'OOPS' buffer that magically brings back text deleted in error. All you ever dreamed of in a wordprocessor program, WP64 sets a new high standard for the software industry to meet. **\$49.95**

★ MAILPRO 64

A new generation of data organizer and list manager, MailPro 64 is the easiest of all to learn and use. Handles up to 4,000 records on one disk, prints multiple labels across, does minor text editing ie: setting up invoices. Best of all, MailPro 64 resides entirely within memory so you don't have to constantly juggle disks like you must with other data base managers for the Commodore 64. **\$49.95**



NOW SHIPPING!!!
TOLL FREE ORDER PHONE
1-800-387-3208



†Commodore 64 and Commodore are trademarks of Commodore Business Machines Inc.

*Presently marketed by Professional Software Inc.

Specifications subject to change without notice...



PRO-LINE SOFTWARE

(416) 273-6350

755 THE QUEENSWAY EAST, UNIT 8,
MISSISSAUGA, ONTARIO, CANADA, L4Y 4C5

63000 and what remains will be the program as originally sent, ready to run with no additional typing.

The reason for numbering the loader program with numbers in the 63000 range is that it is just below the maximum value allowed for line numbers in a BASIC program. In most cases this should keep the loader from interfering with the actual program. Almost all utility type programs are configured in this manner.

If you are without the necessary terminal software, you can still try the technique. Just create the file as described above and then try and reload it using the program in Figure one.

WORDS TO THE WISE

If the program you are trying to send contains ASCII characters with a value above 127, some translating may occur during transmission that will have to be corrected at the receiving end. Generally this only includes some graphics and the character colors. Certainly this is a small price to pay to save all that typing! The limitation is a result of many terminal programs (MBATEXT and HAMTEXT included) using seven bit ASCII. With seven bits, only 128 distinct combinations can be sent. Your Commodore computer uses eight bit ASCII which doubles the number of allowable codes to 256. Commodore gave us more, not less when they designed our machines.

I strongly recommend trying this technique out with a friend across town, preferably on a nice quiet VHF frequency. All data transmission is subject to errors introduced by fading signals, interference and so on. The same concept applies no matter what the communication path.

HAMS IN SPACE

Since 1982, fellow amateur and satellite enthusiast Bob Diersing, N5AHD has operated a bulletin board system for AMSAT, the Radio Amateur Satellite Corporation. AMSAT is the driving force behind the OSCAR satellite series. Bob has been supporting that program with computer compiled tracking data for many years. The AMSAT BBS provides a central point for amateur satellite enthusiasts with computers of any type to exchange ideas and questions. Information on the software available through the AMSAT software exchange is also included. A recent check-in revealed some very interesting information about Owen Garriot's successful amateur radio operation aboard the space shuttle. Incidentally, K9EI successfully used his VIC-20 and the AMS 2064 program to track STS-9. You should have heard the local QRM when I came on with the latest tracking information! Now

if I can just get that coveted W5LFL/space mobile QSL card.

The phone number for the AMSAT BBS is (512) 852-8194. Bob, incidentally, comes by his computer "hobby" honestly. He is director of computer services, Corpus Christi State University. I do have to issue one warning. From my part of the country, the telephone circuits to Corpus Christi are nothing short of atrocious. I tried for several months with absolutely no success to access the AMSAT BBS using the VIC 1600 modem. The inexpensive circuitry in the 1600 can not adequately distinguish between the "white noise" generated in telephone company carrier circuits and the precious data tones it needs to accurately send and receive data. Commodore's official attitude is what do you expect for fifty bucks? In truth it is a good buy if you can count on a "full quieting" signal all the time. Commodore has still been reluctant to publish a schematic for the 1600 so we experimenters can try our hand at our own modifications. The solution? Read on . . .

FOR A FEW DOLLARS MORE

After a bit of hassling with a mail order company in the east that shall remain nameless I finally received the new improved, stronger than dirt, Automodem, model 1650. These things retail for about \$150 though prices vary widely. Mine cost \$79 with a bit of attendant aggravation. At \$79 I would highly recommend it. The months of disappointment in trying to reach the AMSAT BBS came to an end the day the 1650 arrived! With it, I get about 95 percent accuracy with that BBS. I don't think anything but \$750 worth of Bell modem or equivalent would take care of the remaining five percent of my problems. As I mentioned the carrier service to that area is absolutely miserable.

There are indications that the new 1650 has been manufactured under agreement with the Anchor Automation folks, makers of the Volksmodem. Seems like a good bet that the 1650 is the same unit in a somewhat different box.

```
63000 PRINT " [clr] " : OPEN 1,1,0
63001 PRINT " [clr] " : PRINT: POKE 152,1
63002 GET#1,X#: IF ASC(X#)=10 THEN CLOSE 1:PRINT
T" [down]OK" : END
63003 PRINT X#: IF ASC(X#)=13 THEN 63005
63004 GOTO 63002
63005 POKE 631,13: POKE 632,13: POKE 633,13: POKE
198,3: PRINT " GOTO [sp]63001 [home] " ;
63006 REM COMMAND POST
63007 REM ASCII FILE
63008 REM LOADER
63009 REM JUNE 1984
63010 REM COMMANDER
63011 REM MAGAZINE
```

The auto-answer feature is great and, of course, an absolute necessity for setting up your own BBS. I wasn't as impressed with the auto-dial capability. Predictably, dial pulsing is used rather than tone dialing. The software that comes with the modem, though written in machine code, seems extremely slow.

Commodore did their usual job on the documentation. Basic routines are included to add to your own terminal programs for auto answer and auto-dial. The auto answer routine detects the phone ringing quite nicely—it never does instruct the computer to "answer" the phone though! No information at all is included for disconnecting the line under computer control, though that too is a simple problem to solve. It is just very reminiscent of being told on page 16 of the disk operating manual that you have to NEW a disk before you use it! Enough about the 1650 here. Let the folks at *COMMANDER* know if you'd like to see an in depth look at this new piece of gear. I just happen to know someone they can get to write the article.

OFF TARGET

The listing for COMMAND POST RTTY TX in the April column contains a minor error. The problem only crops up if you merge the TX and RX programs as suggested. Line 450 contains a GOTO 430 statement. The line should have had a GOTO 450 statement. It doesn't do any harm in itself, but when you add the two programs together and delete line 430 just like I told you to you will encounter an error message. Sorry about that!

You may find it interesting to know that COMMAND POST has readers in West Germany, New Zealand and a few other places off the beaten track. If you have questions (pertaining to something printed in COMMAND POST) or suggestions (I love hearing your ideas for projects) send them to me: Jim Grubbs, K9EI, PO Box 3042, Springfield, Illinois 62708.

News, Views, Previews & Reviews

By Colin Thompson

When Commodore released the first 1540 drive, it carried an astounding \$600 price tag. That seemed to me, at the time, to be an awful lot of money to satisfy my desire to upgrade my VIC. Well, I thought, it does have a built-in microprocessor, and it does store more data than any other single sided, single density disk drive on the market, and it doesn't need the computer's RAM memory to store its operating system, and most of all, I really do want it. All this rationalization cost me \$600, and what I ended up with was the world's slowest disk drive that spends more time in the shop than on my desk.

Yet, with all its inherent problems, I was happy as a clam with the 1540 and its cousin, the 1541 because Commodore's disk drive was the only game in town. If you wanted a disk drive, you played by their rules: a slow serial bus, a cheaply made mechanical drive assembly and an incredibly complex series of commands and channels to open and close if anything was to be done with the drive. (Don't forget the poor excuse for a User Manual that is STILL, to this day, supplied with 1541s.)

Given all this, I can't understand why a Commodore-compatible disk drive, made by someone besides Commodore has taken so long to reach a market.

A few months ago I reported on the first 1541 compatible drive--the MSD Super Disk Drive. Since then, two other companies have announced their intentions to save us from the horrors of the 1541 with their own new drive. All I can say is "It's about time!"

WHO ARE THESE COMPANIES?

I reviewed MSD System's drive already, but if you missed it, I gave the SD-1 high marks in all categories except software compatibility. The second manufacturer to announce a drive is a veteran in the add-on drive business--Concorde Peripheral Systems. Their first product is a parallel single disk drive, designed for the C-64

only. I have one of the drives under review now. The third company is Laser Microsystems, but since I haven't seen their drive I can't tell you much about it. With all this competition in the disk drive market place, we now have the luxury of doing some comparison shopping.

TERMS OF ENDEARMENT

If you are going to be a smart shopper, you need to know the lingo before you part with any bucks. The newest buzzword in Commodorian drives is "parallel." In general, parallel means high speed. There are two ways to transfer data and programs to and from the disk drive: serial and parallel. The 1541 uses the serial bus method. Since railroading terms apply here, let's take a ride on the Reading.

"Bus" is nothing more than a copper wire connecting the drive and the computer. It's the cable. Think of it as a railroad track. Trains deliver their cargo--either freight or passengers--by traveling on the railroad track connecting two depots. Essentially, this mode of travel is point to point, and takes some time to complete the trip. Your computer uses a railroad track (the disk bus) to deliver its cargo--data and programs--to the disk drive. Even though the cargo is delivered at electronic speeds, it still takes some time. You see that time when you LOAD a program and wait a few seconds or minutes before the computer says READY.

Commodore's serial bus is almost unique in the computer biz. Nearly every other brand of computer uses a parallel bus. Think of the serial bus as railroading in the steam era. It was slow, took a lot of time, but it worked.

THE BULLET TRAIN

A few years ago the Japanese took a different track. They decided that trains could be made faster and more comfortable if they applied some airliner technology. The result was called the "Bullet Train." It traveled very fast, was comfortable, and revolutionized the

railroad industry. Disk drive technology has paralleled the railroad industry and now Commodore owners can take advantage of it. The parallel bus is here to stay. It is high speed (3-5 times faster), but with the advantage of speed comes a couple of drawbacks. I haven't mentioned just exactly how the parallel bus gets to be so fast. Remember the single copper wire that I likened to a train track? The parallel bus uses 8 copper wires to send and receive data. Eight Bullet Trains can deliver a lot of mail when compared to one chugging steam engine.

Technically, parallel operation is done by breaking up each byte into the eight bits that make up the byte and sending them to the drive simultaneously.

PROBLEMS IN RIVER CITY

The MSD drive can use either serial or parallel technology. The Concorde drive is strictly parallel. If you choose a parallel drive, some extra hardware is necessary to convert from a single path to a multipath bus. A cartridge must be plugged into the game port to make the conversion. A special cable connects the drive to the card to complete the path. Here's the first pit-fall.

The C-64 was designed to operate with a serial bus disk drive. To use a parallel drive, the 64 must be fooled, electronically. This charade takes place in the parallel cartridge. The cartridge holds a series of programs that reprograms the 64's 'Kernal' or brain, tricking the 64 into thinking that a 1541 disk drive is attached to the computer when it is not. In plain terms, this chicanery can interfere with many commercial programs, thus preventing them from working. The 64's high order brain functions are scrambled, allowing the parallel disk drive to function, but not all of the programs you might wish to use. The current term for this mess is "software compatibility," although I prefer "software incompatibility."

The problem affects the Concorde drive to some degree. This is one of the reasons

Write For FREE Catalog

Call your order in and
get a FREE program

NEW

Call your order in and
get a FREE program

Write For FREE Catalog



(602) 855-3357

(602) 855-3357

VIC SOFTWARE CBM 64

SAMURAI PAK

\$29.95

AVAILABLE FOR VIC-20 and CBM 64
(8K Memory Expansion Required)

\$29.95

SHOGUN

NINJA ADVENTURE

CAVES

FULL
ACTION
GRAPHICS.

YOU WILL
NEVER
TIRE
OF THE
HIRES
ACTIONS!



SHOGUN


NEVER
THE
SAME
GAME
TWICE!

Every Game Is Different!

HI-RES
ACTION
GRAPHICS

UNPREDICTABLE
AND HIDDEN
DANGERS

YOU WILL
NEVER HAVE
TO WAIT
FOR ACTION!



NINJA

ONE OF
THE
MOST
EXCITING
ADVENTURES
YOU WILL
UNDERTAKE.

TWO FREE ADVENTURES INCLUDED — *Adventure and Caves of Silver*

ComputerMat • Box 1664 Z • Lake Havasu City, AZ 86403 Add \$1.00 For Shipping

Circle No. 185

the drive has been a few months late in arriving. Not enough of the popular software packages will work with the drive. The MSD drive is immune to this kind of incompatibility when it uses the serial bus. To operate the MSD drive with a parallel bus, you must plug in an IEEE conversion cartridge. MSD makes one which I've found to be close to useless, but I hear they are upgrading it. The current version works with very little commercial software. Richvale makes a similar cartridge called the Buscard 2 which is reputed (I don't have one yet) to be more universally compatible. A third device called Interpod is also available, but is not completely compatible.

In theory, a parallel disk drive is highly desirable, but it should be compatible with your software or your investment is wasted.

SOFTWARE INCOMPATIBILITY, PART II

So far we've seen that parallel disk operation requires the 64's operating system to be drastically modified, thus preventing many programs from working. That's only half of the problem. All non-Commodore drives are equipped with Disk Operating Systems (DOS) that are close, but not an exact duplicate of the 1541 DOS. Commodore's DOS is copyrighted and may not be duplicated by other disk drive manufacturers. Therefore, to make a Commodore compatible drive, the DOS has to be rewritten to get around the copyright restrictions, but remain functionally similar, or the drive won't respond to standard disk commands. The DOS problem is what makes many programs fail to load from non-Commodore drives. Many commercial disk based programs are "Copy Protected." This protection prevents (in some cases) the programs from being copied by people who like to steal software without paying the authors for their work. The protection scheme most frequently used involves sending a small, machine language program to the disk's RAM memory and then executing it. These programs cause the drive to move the heads to a certain track, read some data to verify the diskette is not a bootleg copy, and then return control to the main program residing in the computer's memory. This is the heart of the problem. The authors fail to consider that the drive may not be made by Commodore. The commands sent to the non-Commodore drive may not be interpreted properly, due to the slight difference in the Disk Operating Systems or the disk's RAM layout.

HELP?

At first, the authors did not rewrite their protection schemes to include non-1541 drives because they felt they weren't losing much money. Now that MSD has captured a large share of the disk drive market, the authors (and distributors) are scrambling to make their products compatible with the new drives. For this reason (lost sales) I believe the compatibility issue will be mostly resolved by this summer. In the meantime, you will find isolated companies with software that won't load from the MSD and Concorde drives. The best way to find out if your proposed software purchase is going to RUN is to contact the software manufacturer or distributor and ask them. They will know. In general, the programs hardest hit by the compatibility problem are cartridge based programs that use the drive.

OUT ON A LIMB

From where I sit, I see some trends developing. The Commodore 64 is the most popular computer in an overcrowded marketplace. This popularity is attracting many talented software authors who previously plied their trade in the Apple and Radio Shack arena. I welcome their efforts and believe we can only benefit from the influx of their creativity. We should begin to see many more high quality programs that, in the past, would have been written for other computers. I would caution these newly arrived authors to learn about inconsistencies in the various Disk Operating Systems. Now we have a choice of disk drives, allowing us to tailor our hardware to our software needs.

My discussion (diatribe?) of the new disk drives--will continue next month, but now let's look at an exciting new disk alternative that has been a long time in arriving.

SUPER DISK—2 THE MSD DUAL DISK DRIVE

Talk about causing a stir! The day my new dual disk drive arrived, I called a couple of my friends to let them know the good news. Word got out fast that I had a drive that would back up a diskette in less than two minutes. From my experience, I can just about guarantee that a new dual drive owner will gain many new friends and acquaintances.

MSD Systems has delivered what they promised--a 4040 compatible, two disk drive. They call it the Super Disk 2. I call it heaven. I'm an amateur, BASIC language programmer. That means I program for fun and relaxation, like most computer owners who tinker with their toy. I sometimes think that we tinkerers keep

the diskette manufacturers in business. My own library includes over 200 diskettes. As a 1541 owner, I learned to make backups of any diskette that I valued, but backing up a disk takes a lot of time and some sophisticated programming. To that end, I've collected more than 20 different disk copying programs to help with the dreaded chore. With the arrival of the SD-2, those days are gone for good.

SURE, BUT AT WHAT A PRICE?

A ticket to heaven, in this case, costs about \$650. True, it sounds like a lot of money just to enjoy the luxury of fast backups, but now that we have a choice of disk drives, why not get the best available unit? This reasoning may not work for you, of course. Everyone has different reasons for owning a computer and cost is a factor with most of us. Still, with my six month experience with the SD-1, MSD's single drive, I recommend anyone who is looking for a drive, spend the extra \$100 (over the cost of a 1541) and get the reliable MSD unit.

When I got the SD-2, I was expecting the same, highly reliable drive, and some software compatibility problems. I got both. The MSD drive has never failed me, except to LOAD and RUN a few commercial, copy protected programs. In my review of the SD-1 in December I noted a few of the companies that sold software which was not compatible. Since then, the list has shrunk. MSD has been working to overcome the problems by either changing their DOS or by helping software companies re-write their protection schemes.

LIFE WITH A DUAL DRIVE

I don't think most people really need a dual drive. A single drive should suffice for most home computing applications. It's prime purpose, as I see it, is to make copies of disks in less than two minutes. Small software companies and user group librarians could put the SD-2 to work and justify the cost. Software duplication on a small scale is already being done by some companies on the SD-2.

The other reason to own a dual is to simply use it with commercial software that makes use of a 4040 type drive. Most of this software was written for the Pet and some of it is transferable to the C-64 and VIC, without modification. You can buy the SD-2 and plug it in as you would an ordinary 1541 and begin using it immediately, or you can buy one of the IEEE cartridges mentioned earlier and then enjoy parallel operation. I've tried both MSD drives with an IEEE card and liked the

Let The SMART 64 Terminal

COMMODORE 64*

Do The DRIVING

No matter which direction you wish to travel in, experience the advantage of computer communications with The SMART 64 Terminal. Discover the program that puts you on the Right Road to: Public-Access Networks, University Systems, Private Company Computers and Financial Services.

The SMART 64 Terminal designed with Quality-Bred features, Affordable Pricing . . . And Service.

So why not travel the communications highways the SMART way!

Accessories included:

- | | | |
|--|--|---|
| <input type="checkbox"/> Selective Storage of Received Data. | <input type="checkbox"/> User-Defined Function Keys, Screen Colors, Printer and Modem Setting. | <input type="checkbox"/> Formatted Lines. |
| <input type="checkbox"/> Alarm Timer. | <input type="checkbox"/> Screen Print. | <input type="checkbox"/> Review, Rearrange, Print Files. |
| <input type="checkbox"/> 40 or 80 Col. Operation*. | <input type="checkbox"/> Disk Wedge Built-In! | <input type="checkbox"/> Sends/Receives Programs and Files of ANY SIZE. |
| <input type="checkbox"/> Auto-Dial. | | |
| <input type="checkbox"/> Adjustable transmit/receive tables allow custom requirements. These and other features make The SMART 64 Terminal the best choice for grand touring telecommunications. | | |



Suggested
\$49.95
Retail

*Commodore 64 registered trademark of Commodore Business Machines Inc.

*Supports 80-column carriage by Data 20 Corporation.

Dealer Availability
Call (203) 389-8383

MICROTECHNIC SOLUTIONS

P.O. BOX 2940, NEW HAVEN, CONN. 06515

Circle No. 173

TOTL SOFTWARE ROLLS OUT ANOTHER WINNER!

DataBase Management for the Commodore 64™

TOTL.INFOMASTER 3.6—only \$50 on disk

Money-Saving Bonus Paks of 64 Software

- (BP-1)—(disk)
totl.text/
totl.speller/totl.label
reg. price \$103 NOW **\$79**
- (BP-2)—(disk)
totl.business/
totl.time manager/
totl.infomaster/totl.text
reg. price \$228 NOW **\$159**
- (BP-3)—(disk)
totl.infomaster/
totl.text/totl.speller
reg. price \$129 NOW **\$99**
- (BP-4)—(disk)
totl.text/
totl.speller/
research assistant
reg. price \$118 NOW **\$89**
- (BP-5)—(tape)
totl.text/totl.label
reg. price \$60 NOW **\$49**

INFORMATION AND ORDER COUPON

	TAPE	DISK
TOTL.TEXT 2.0 (VIC + 8K)	<input type="checkbox"/> 24.95	<input type="checkbox"/> 28.95
TOTL.TEXT 2.5 (VIC + 16K)	<input type="checkbox"/> 34.95	<input type="checkbox"/> 38.95
TOTL.LABEL 2.1 (VIC + 16K)	<input type="checkbox"/> 19.95	<input type="checkbox"/> 23.95
TOTL.TIME MGR. 2.1 (VIC + 8K)	<input type="checkbox"/> 29.95	<input type="checkbox"/> 33.95
RESEARCH ASST. 2.0 (VIC + 8K)	<input type="checkbox"/> 29.95	<input type="checkbox"/> 33.95
TOTL.BUSINESS 3.0 (VIC + 24K)		<input type="checkbox"/> 84.95
TOTL.TEXT 2.6 (C-64)	<input type="checkbox"/> 39.95	<input type="checkbox"/> 43.95
TOTL.SPELLER 3.6 (C-64)		<input type="checkbox"/> 34.95
TOTL.LABEL 2.6 (C-64)	<input type="checkbox"/> 19.95	<input type="checkbox"/> 23.95
TOTL.TIME MGR. 2.6 (C-64)	<input type="checkbox"/> 34.95	<input type="checkbox"/> 38.95
RESEARCH ASST. 2.0 (C-64)	<input type="checkbox"/> 34.95	<input type="checkbox"/> 38.95
TOTL.INFOMASTER 3.6 (C-64)		<input type="checkbox"/> 49.95
TOTL.BUSINESS 3.6 (C-64)		<input type="checkbox"/> 94.95
BONUS PAK # _____		

Check, Money Order or C.O.D.* also accepted. *C.O.D. orders \$2.00 additional (CA residents add 6 1/2% sales tax)

C.O.D. Charges/Sales Tax _____

Shipping & Handling **\$3.00**

Amount Enclosed _____

FOR ORDERING ONLY—CALL OUR TOLL FREE NUMBERS
Continental U.S. 1-800-351-1555, California 1-800-351-1551
Hawaii and Alaska 415-943-7877

SEND MORE INFORMATION (no charge for catalog)

Name _____
Street _____
City _____ State _____ Zip _____
Phone () _____ MC VISA
Card # _____ Exp. Date _____

TOTL
SOFTWARE, INC.

quality you can afford
1555 Third Avenue
Walnut Creek, CA 94596
415/943-7877



Other VIC 20™ and Commodore 64™ software available from your dealer or directly from TOTL Software:

Word Processing (totl.text)
Spelling Checker (totl.speller)
Mailing List & Label (totl.label)
Business Accounting (totl.business)
Time Management (totl.time manager)
Keyword Cross Reference (research assistant)

TOTL Offers You . . .

low prices and high quality • 30 day money-back guarantee on direct purchases • an interactive family of software • product registration • customer support • free informative newsletter • regular upgrades at reduced cost • availability in many stores • 800 numbers for ordering convenience • prompt shipment of direct orders • savings coupons with each order • money-saving bonus paks • two years and 45,000 products strong

Commodore 64 and VIC 20 are trademarks of Commodore Business Machines Inc.

Circle No. 46

results, though many commercial programs won't RUN.

INSIDE THE COVERS

Both the SD-1 and the SD-2 use the Tokyo Electronics Corporation mechanical drive units. The TEC drives offer better motor speed control, error correction and seek access times. The SD-2 is actually 16% faster than the SD-1 when moving the head from one track to the next. The head positioner is a split band, similar to the 1541. It uses a brushless, direct drive DC motor to spin the diskette. The TEC drive is, technologically, far superior to the Alps drive found in the 1541. Electronically, the SD-2 is similar to the SD-1 in that it uses a 6511Q microprocessor chip to control all disk activities. Even though the 4040 uses two microprocessor chips, the SD-2 seems to operate just as fast.

Although the SD-2 has two drives, it does not behave like two 1541s hooked up as devices 8 & 9. Instead, it responds as device 8 with two Units: zero and one. For example, if you enter this:

```
LOAD"PROGNAME",8
```

both drives will be searched for PROGNAME and, if found, it will be LOADED. If you ask for the directory, both will be returned. You may also specify which unit is to be used like this:

```
SAVE"0:DATAFILE",8
```

Notice that both examples call on device 8, but the SAVE command specifies the left drive (0).

The SD-2 works with all file types and is command-compatible with the 4040. One new command is available that 1541 owners don't have: Duplicate. This is the command that copies (duplicates) the contents of one diskette to another in one minute and fifty-five seconds. The copy is an exact duplicate of the master, including disk name and ID. Special software is not needed to duplicate a disk. The SD-2 recognizes the dupe command when you send it from the immediate mode or from within a BASIC program. The command looks like this:

```
OPEN 15,8,15  
PRINT#15,"D0=1"
```

That's all there is. In less than two minutes the blank diskette in drive 0 will be formatted and become an exact duplicate of the diskette in drive 1. You may also Copy a single file from one drive to the other with a similar command. A blank diskette will be formatted in only 17 seconds.

IS IT REALLY WORTH THE PRICE?

I'll leave that decision to you, but I fell in love with it, compatibility problems and all. I get around most of this compatibility mess by adding a 1541 as device 9. When I want to load a severely protected program, I just use the 1541 to get it into the computer. This trick works with the SD-1 also. The SD-2 will read from and write to any disk that was generated on a 4040 or 1541. My SD-2, although a production model, came with a pre-production user manual. The manual is not typeset or pretty, but it does provide an education in disk operation. Every disk command is clearly explained, in English, with programming examples for each. MSD offers a 180 day warranty and technical assistance by telephone.

For more information, call MSD Systems, (214) 357-4434.

TWO VIC BOOKS

I dearly wish I had access to "The Vic 20 Starter Book" when I first bought my VIC. The new book (1984) has just been released by Sams. It is written in the style of a textbook and is well thought out. Every aspect of the VIC is explained and each chapter ends with a quiz. This book could have saved me much grief and lost sleep two years ago. I give it my highest recommendation. Its 350 pages are well worth the \$15.95. Written by J.A. Titus, C.A. Titus and D.G. Larsen.


Did you buy a VIC and now wonder what to do with it? Don't put it in closet! Pick up a copy of Thomas Blackadar's new book "The Best of VIC 20 Software." In the book, published by Sybex, Tom reviews 19 programs written for the VIC. About half are games with the rest split between music, education and home management. The first 15 pages present a lucid explanation of the abilities of the VIC. This is a good book for VIC novices. 175 pages, price is not known.

THE COMAL CONNECTION

A few months ago I received a public domain version of COMAL. The demo disk had me jumping for joy and looking for more information about this fantastic new programming language. I'm still not up to speed on COMAL, but I can at least recommend a couple books that are "must" reading. The first book to buy is "Structured Programming With COMAL" by Roy Atherton. This is a textbook which explains how to write programs in COMAL. I was lost until I got this book. I purchased my copy for \$24 from B. Dalton Booksellers. You may have to special order it. It's published by John Wiley & Sons.

The next book to get is "The COMAL Handbook" written by Len Lindsay. This book explains how COMAL is used on the C-64. The \$19 book is available from the COMAL Users Group, 5501 Groveland Terrace, Madison, WI 53716. (608) 222-4432.

I should have known! I looked for Simon's BASIC for months and now that I have it, the cartridge sits on a shelf, unused. COMAL seems to be a much better alternative to BASIC and assembly language.



MicroClear

QUALITY SOFTWARE FOR YOUR C 64 - VIC 20

HOME LIBRARIAN

Random access electronic card catalogue for book and magazine lovers. Contains 15 fields for data entry — author, title, 4 subject fields + more. 5 level search, 2 level sort, 2 wildcards. Selective/random record review. Report generator creates user defined hard copy. 100% machine language.
C 64 or VIC 20 Disk only **\$29.95**

THESIS MASTER

Organizes research notes and creates bibliography. 6 level search, 2 level sort, 2 wildcards. Huge multiscreen text area. Report generator creates user defined hard copy. 100% machine language.
C 64 Disk only **\$29.95**

STAMP COLLECTOR

Put your entire collection at your finger tips. Multifunctioned program includes edit, report and file backup features. For the beginner and expert alike.
C 64 or VIC 20 Tape or disk **\$29.95**

All VIC 20 programs require 8K min. expansion. Specify VIC or C 64, tape or disk. Send check or money order + \$2.00 S/H. Missouri residents add 5% sales tax.

Circle No. 226

MicroClear

P.O. Box 9368

Raytown, MO 64133

Dealer inquiries invited

MICRO-SYS DISTRIBUTORS. THE COMMODORE CONNECTION.



SOFTWARE FOR C-64

Business

Multiplan	\$ 89.00
WordPro 3 + /64 w/SpellRight Plus	\$ 79.00
SpellRight Plus	\$ 55.00
Calc Result (Advanced)	\$ 95.00
Calc Result (Easy)	\$ 45.00
Mirage Concepts (data base)	\$ 95.00
Mirage Concepts (40 & 80 c/m W/P with Dictionary)	\$ 95.00
Home Accountant (Continental)	\$ 69.00
Tax Advantage (Continental)	\$ 49.00
Southern Solutions Accounting G/L, A/R, A/P, P/R, I/M	each \$ 69.95

Utilities

Super Basic 64	\$ 35.00
Super Copy 64	\$ 35.00
Sketch Pad 64	\$ 75.00
64 Forth	\$ 45.00
MTS Terminal Package (up and down load)	\$ 35.00
Simons Basic	\$ 19.95
80 Column Expander	\$ 55.00

ACCESSORIES

Solo Flight (Simulator)	\$ 34.95
Oscar by Databar (Bar Code Reader)	\$ 79.95
CBM 1541 Disk Drive	\$ 249.00
Concord Parallel Disk Drive	\$ 345.00
Concord Slave Drive	Call
MSD Super Disk (Single)	\$ 395.00
MSD Super Disk (Dual)	\$ 695.00
Vic 1650 Automatic Modem	\$ 109.95
Hayes Smart 300 Modem	\$ 249.00
Hayes Smart 1200 Modem	\$ 629.00
Vic 1530 Datasette	\$ 65.00
CBM 1520 Printer Plotter	\$ 179.95
5 Slot Expander (64)	\$ 65.00
Printer Utility Program (Cardco)	\$ 19.95
64 Relay Cartridge	\$ 45.00
Numeric Key Pad	\$ 49.00
Alien Voice Box (Talks & Sings)	\$ 119.00
When I'm 64 (Disk)	\$ 35.00
Texas Instruments LCD Programmer	\$ 55.95
Verbatim Diskettes:	
Single Sided/Single Density	\$ 26.00
Single Sided/Double Density	\$ 30.00
Double Sided/Double Density	\$ 42.00
Vic 20:	
3-Slot Expander	\$ 39.00
6-Slot Expander	\$ 79.95
16K Memory	\$ 79.95

CBM 4023 Ribbons	\$ 12.00
CBM 8023 Ribbons	\$ 14.95
Flip N' File 10, 15, 25, 50	Call
Power Strips w/surge stopper	Call
Computer Care Kit	\$ 19.95

INTERFACES

Interpod (full compatibility!!) (Intelligent IEEE & RS232)	Call
The Connection (By Tymac) (Commodore Graphics + 2K Buffer)	\$ 95.00
Cardco + G Parallel Interface	\$ 79.00
Vic Switch	\$ 149.95
ADA 1800 (Parallel-8032 only)	\$ 129.00
ADA 1450 (Serial-8032 only)	\$ 149.00
Pet-to-IEEE Cable	\$ 39.00
IEEE-to-IEEE Cable	\$ 49.00
4 Prong A/V Cable	\$ 15.00
Centronics Cable (male to male)	\$ 34.95
RS232 Cable (male to male)	\$ 31.95
Custom Computer Cables (we make to your specifications)	Call

MONITORS

CBM 1702 Color Monitor	\$ 269.00
Panasonic CT-160 Color	Call
Panasonic TR-120 (Green)	Call
Panasonic TR-120 (Amber)	Call
Panasonic DT-1300 (RGB)	\$ 395.00
Monitor Stand (Tilt & Swivel)	\$ 29.95
RGB Monitor Cable:	
ET-100C (Apple)	\$ 33.80
ET-101C (IBM)	\$ 33.80

LETTER QUALITY PRINTERS

Transtar 120 (80 column)	\$ 535.00
Transtar 130 (132 column)	\$ 725.00
CBM 6400 Printer	\$1425.00
NEC Spinwriter	Call
Cardco LQ/1 Printer	\$ 565.00

DOT MATRIX PRINTERS

CBM MPS-801 Printer (50cps)	\$ 245.00
-----------------------------	-----------

DEALERS INQUIRIES WELCOME

Call to Order

1-800-527-1738

All Others Call

1-214-231-2645

Micro-Sys

D I S T R I B U T O R S

Okidata 82A	\$ 412.50
Okidata 83	\$ 635.00
Okidata 84P	\$1165.00
Okidata 92P	\$ 519.00
Okidata 93P	\$ 810.00
Panasonic KX-P1090 Printer	Call
Panasonic KX-P1091 Printer	Call
Panasonic KX-P1092 Printer	Call
Panasonic KX-P1093 Printer	Call
Star Gemini 10X	\$ 295.00
Star Gemini 15	\$ 499.00
Star Gemini Delta 10	Call

COMMODORE BUSINESS MACHINES

Executive 64 portable (new)	Call
B128-80 128k Bus. Machine (new)	Call
SuperPet (5 languages)	\$1059.00
CBM 8032	\$ 625.00
CBM 2031 single disk	\$ 295.00
CBM 8050 Dual Disk 1 meg.	\$ 995.00
CBM 8250 Dual Disk 2 meg.	\$1295.00
64K Expansion Board	\$ 275.00
SuperPet Upgrade Kit	\$ 695.00

BUSINESS SOFTWARE — 8032

WordPro 4+ or 5+	\$ 305.00
Calc Result	\$ 199.95
The Manager	\$ 199.00
BPI Accounting System (5 separate modules)	\$ 325.00
Southern Solutions Accounting System III (Per/Module)	\$ 285.00
McTerm Communications Package	\$ 175.00

BUSINESS SOFTWARE — B128-80

Superscript II	Call
Superbase	Call
Superoffice	Call
Complete Accounting Systems	Call
Mailing List Manager	Call
Order Entry/Point of Sale	Call
Calc Result	Call

TERMS

Orders under 50.00 add 10.00 Handling fee
MasterCard, VISA, Money Order, Bank Check
COD (add 5.00)
Add 3% For Credit Cards
All Products In Stock Shipped Within 24 Hours
F.O.B. Dallas, Texas
All Products Shipped With Manufacturers
90 Day Warranty
**PRICES ARE SUBJECT TO
CHANGE WITHOUT NOTICE.**

Key-Mander

HOW TO TYPE IN BASIC PROGRAMS FROM *COMMANDER* MAGAZINE

As you probably know, your computer has a limited vocabulary and responds to BASIC language instructions in an extremely literal way. Programs listed in *COMMANDER* are carefully pretested, and should run as intended on your computer if they are copied properly. The following guidelines should help to clarify some important points about entering programs through the keyboard.

WRAP AROUND

Every "line" in a BASIC program begins with a line number and ends when you press the [RETURN] key. If a line in the program contains more characters and spaces than can fit on the width of your screen, just keep typing and the computer will automatically continue on the next row of the screen. You should press [RETURN] *only once* before starting the next line number. A 40-column C-64 or PET will "wrap-around" a program line for no more than 2 screen rows, with a maximum of 80 characters per program line. The 22 column VIC-20 can wrap around up to 4 rows (88 characters) in a program line.

SPACES

In a BASIC statement, spaces are usually ignored by the computer but may be added by programmers to increase readability. However, when the "quote mode" is in effect (see below), spaces do count. Unless you have good reason to do otherwise, it is probably safest to type spaces as they appear in our listing. Please note, however, that wrap-around lines will not be indented on your screen the way they appear in our published listing.

PUNCTUATION

Pay careful attention to punctuation symbols. You may not think there's much difference between a colon and a semicolon, but the computer certainly does. All commas, parentheses, and other special characters should be faithfully copied.

PLEASE NOTE: For technical reasons, quotation marks are listed as a double apostrophe. When you see that, press [Shift-2] for the quotation mark symbol.

ONES AND ZEROS

Among the most common errors of beginners (and even experts) is confusing the numbers 1 and 0 with the letters I, L, and O. You may have learned to type a lower case L for 1 on a typewriter, but most computers will not allow it. In our listings, pay close attention to the shape differences between the numbers 1 and 0 and the similar letters, I and O.

SAVE IT WHEN YOU CAN

It is wise to SAVE a program on tape or disk before running it. That way, if the computer "locks up" or becomes inoperative because of an error, you won't have to re-type everything. For a very long program, it is advisable to save what you have entered after every 20 or 30 minutes of typing.

THE "QUOTE MODE"

Most Commodore computers incorporate an extremely useful, though tricky, feature called the Quote Mode. This allows you to program screen control functions, including cursor movement and character color changes, within a PRINT statement. Quote Mode is turned on whenever the quotation mark key [shift-2] is pressed. It is turned off when the quotation mark key is pressed again, or when the [RETURN] key is pressed. Quote mode is also in effect whenever the insert (INST) function is used.

When the quote mode is on, any time you press either a cursor control key, a color control key (such as [ctrl-wht]), or a reverse control key, you will see an inverted graphic character appear on your screen. These characters have no obvious meaning by themselves except as indicators that certain control functions have been inserted in the program. These inverse graphic characters also appear in normal, hard-copy (paper) listings of a program, but are nearly impossible to interpret in that form.

THE *COMMANDER* "QUOTE MODE" LISTING FORMAT

To make your task as easy as possible, *COMMANDER* has adopted a unique format for all control and graphic characters, as well as spaces, that occur between


quotation marks. In our listing, each special character is represented by an abbreviation that appears between a pair of square brackets. For example, [down] means to press the cursor-down key once. The abbreviation [com-G] means to hold down the Commodore logo key (at the far lower right of the keyboard) while pressing G. When you see [shf-W], hold the shift key and press W. The space bar is indicated by the symbol [sp]. When the same special key is to be pressed more than once, the number of repeats will be shown between the brackets, for example, [right, 8 times].

Here is a list of the most common special key abbreviations:

Abbreviation	Key(s) to Press
[blk]	CTRL & 1
[wht]	CTRL & 2
[red]	CTRL & 3
[cyn]	CTRL & 4
[pur]	CTRL & 5
[grn]	CTRL & 6
[blu]	CTRL & 7
[yel]	CTRL & 8
[rvs-on]	CTRL & 9
[rvs-off]	CTRL & Ø
[clr]	SHIFT & CLR/Home
[home]	CLR/HOME
[inst]	SHIFT & INST/DEL
[down]	CRSR ↓
[up]	SHIFT & CRSR ↑
[right]	CRSR →
[left]	SHIFT & CRSR ←
[shf-X]	SHIFT & X (or any key indicated)
[com-X]	Commodore (lower right key) & X (or any key indicated)



Software that has the Edge.



DATA MANAGER II for Commodore 64 \$69.95

The MicroSpec Data Manager II offers data management powers found only on larger, more expensive computer systems. Simple enough to be used in the home and powerful enough to be found in the business, this versatile package allows you to do all your data management tasks quickly and easily. The Data Manager II system provides the tools to let you create files, store information, maintain and update files, search and select for specific information, do multiple sorts, define vertical or horizontal reports, print labels, merge with word processors, and more. Sample files for different applications are used throughout the user guide to help explain operation of the system. To further simplify operation, the Data Manager II system is completely menu driven. There are absolutely no complicated syntaxes, commands, or languages needed to make use of this system.




RENTAL PROPERTY MANAGER for Commodore 64 \$179.95

Rental Property Manager from MicroSpec is a powerful tool for organizing and managing financial information for rental property. Ideally suited for property owners and apartment managers alike, this system takes the tedium out of your paperwork. The Rental Property Manager will keep accurate records for all rental units with the user entering only the date and amount of payments. With this information, the system will generate tenant lists, overdue rents lists, expired leases lists, vacancy lists, income reports, expense reports, payment history reports, and rental statements with mailing labels. A complete user guide takes you through each function of the system. The Rental Property Manager is simple to use, powerful in its capability, and the only package of its kind available for the Commodore 64.


More MicroSpec software that gives you the edge..



Maillist
Manager



Payroll
Manager



General
Ledger



Accounts
Receivable



Accounts
Payable



Inventory
Manager



Checkbook
Manager

MICROSPEC

MicroSpec, Inc.
P.O. Box 863085
Plano, Texas 75086
(214) 867-1333

*Call or write for
FREE catalog.
Dealer inquiries
welcome.*

Apple Pick'n

by Robert L. Bloomer

In playing "Apple Pick'n" you are a member of a poor starving tribe. The evil Hothian Fuzz monsters have stolen the only food in the land, the "magic apples." They have taken them underground to their labyrinth.

There are many dangers in the labyrinth. First there are the evil Fuzz monsters. They have radar and know where you are. Second there are rocks. You can walk under them for only a brief moment. If you don't get out of the way in time, you may be crushed. The next danger is fighting against the clock. You must get the apples before you starve. The last danger you encounter are the gates to the storage chamber. They are constantly opening and closing. If you get caught in one of the gates as it closes, it proves to be a fatal move.

"Apple Pick'n" is made up of two programs. The first program loads the custom graphics and the machine code. It will automatically load and run the second program.

Your man is controlled by the joystick. To start, move down out of the mountain. Each apple is worth 50 points. Once all the apples are gathered you move onto the next level. Incidentally, when the program has been loaded, press stop on the play button or your joystick will not respond properly.

In the first program lines 3-5 read the graphics, lines 6-7 read the machine code, lines 9-28 are the DATA statements, line 34 loads and runs the second program.

In the second program, line 3 reads the machine language sound routine. Lines 5-13 contain the DATA statements for the sound routine. Lines 14-17 initialize the variables. Lines 18-30 draw the screen. Line 34 reads the joystick. Line 39 moves the tribesman. Lines 40-45 contain the rock falling routine. Lines 50-60 contain the Fuzz monsters movement routine. Lines 62-68 contain the death routines. Lines 69-75 control the levels.

LIST OF VARIABLES

M(@)-M (2)-Fuzz monsters location
SC-Score.
LV-Level.
D-Rock location.

M-Tribesman's location.
DM-Number of apples.
F3-Difference from the tribesman and Fuzz monster.
J-Reading from the joystick.

Listing 1

```
1 X=PEEK(56)-2:POKE52,X:POKE56,X:POKE51,PEEK(55):CLR:PRINT" [clr]"
2 POKE36879,110:POKE36869,255:POKE36878,15
3 FORA=7423T07431:POKEA,0:NEXT
4 FORA=7168T07175:POKEA,255:NEXT
5 FORA=7176T07271:READB:POKEA,B:NEXT
6 FORA=7300T07338:READB:POKEA,B:NEXT
7 FORA=7500T07666:READB:POKEA,B:NEXT
9 DATA60,24,60,90,153,60,36,102
10 DATA24,60,62,126,126,124,60,8
11 DATA255,255,255,255,255,255,255,255
12 DATA68,170,56,84,124,124,40,68
13 DATA255,248,224,192,192,128,128,128
14 DATA255,31,7,3,3,1,1,1
15 DATA128,128,128,192,192,224,248,255
16 DATA1,1,1,3,3,7,31,255,14,16,126,251,247,255,126,60
17 DATA230,40,124,146,182,254,40,238,66,165,60,90,126,102,90,195
18 DATA195,231,195,165,102,195,219,153
19 DATA162,12,173,255,29,201,4,240,20,201,3,240,9,201,2,240,1,96,142,88,30,96,142,88,30
20 DATA142,89,30,96,142,88,30,142,89,30,142,90,30,96
21 DATA172,254,29,174,253,29,224,10,240,3,76,101,29,162,,200,192,2,240,3,76,101,29,160,
22 DATA192,1,240,25,232,173,147,31,201,1,240,42,169,3,141,147,31,169,160,141,154,31,142
23 DATA253,29,140,254,29,96,232,173,154,31,201,1,240,17,169,3,141,154,31,169,160,141,147
24 DATA31,142,253,29,140,254,29,96,169,1,141,252,29,96,169,3
```

TWO EXCITING NEW PRODUCTS FOR THE COMMODORE-64

RAMDISK-64

The RAMDISK-64 is 64 kbytes of RAM used to emulate a disk drive. Use the RAMDISK-64 for extremely fast program loads and saves. Use it as a second disk drive. Or use the 64 kbytes as extra memory for storing spreadsheets, text pages, and graphics screens without using any of Commodore's RAM space.

The RAMDISK-64 cartridge plugs into the Commodore expansion slot or into a motherboard. An extender board is required if you are not using a motherboard. The RAMDISK-64 comes with software drivers on disk.

Make computing more fun. Order your RAMDISK-64 today for only \$149.00!




VIDEO-80

The VIDEO-80 is a high quality cartridge that doubles your view to 80 columns. Now you can be serious about word processing and programming for an affordable price.

The VIDEO-80 does not affect the normal video output. With the VIDEO-80 you can have two screen displays: use the VIDEO-80 display for text output and the normal display for graphics output.

The VIDEO-80 cartridge plugs into the Commodore expansion slot or into a motherboard. An extender board is required if you are not using a motherboard. VIDEO-80 comes with software drivers on disk and a video cable.

Double your vision. Order your VIDEO-80 today for only \$99.00!



PRICES

Ramdisk-64	_____	\$149.
Video-80	_____	\$99.
Extender board	_____	\$6.

Calif. residents add 6% tax. Add \$5.00 shipping and handling. VISA and MasterCard accepted. Personal checks require two weeks to clear. Order by phone or mail.

P Technologies

1555 Riverpark Drive, Suite 206
Sacramento, CA 95815
(916) 920-3226

8:00 am to 5:00 pm PST, Mon-Fri

```

25 DATA162,,157,228,31,232,224
,23,208,248,169,7,162,,157,
228,151,232,224,23,208,248,
96
26 DATA169,127,141,34,145,173,
31,145,201,122,208,6,169,,1
41,251,29,96,201,118,208
27 DATA6,169,44,141,251,29,96,
201,110,208,6,169,21,141,25
1,29,96,173,32,145,201,119,
208
28 DATA6,169,23,141,251,29,96,
169,22,141,251,29,96
31 PRINT"[clr]"
32 PRINT"[down, 3 times][right,
5 times][rvs-on][wht]A[cy
n]P[yel]P[wht]L[cyn]E[ri
ght][yel]P[wht]I[cyn]C[yel]K[
wht]"[cyn]N"
33 PRINT"[rvs-on][right, 7 ti
mes][down, 3 times]LOADING[
blu][up, 2 times]"
34 POKE198,5:POKE634,13:POKE63
5,131:END

```

Listing 2

```

1 POKE37154,255:P=30720
2 SN=36875:POKESN-6,255:POKES
N+3,15:POKESN+4,27:DIMM(3):
P=30720
3 FORI=830TO974:READC:POKEI,C
:NEXT
4 SYS830
5 DATA120,169,5,141,60,3,169,
6,141,61,3,169,133,133,,169
,3,133,1,169,93,141
6 DATA20,3,169,3,141,21,3,88,
96
7 DATA206,61,3,208,28,72,152,
72,172,60,3,200,177,,141,61
,3,200,177,,201
8 DATA1,240,12,141,12,144,140
,60,3,104,168,104,76,191,23
4,160,255,208,243
9 DATA10,201,10,203,10,207,20
,225,10,207,20,225,20,207
10 DATA30,225,10,225,10,228,10
,229,10,231,10,225,10,228,2
0,231
11 DATA10,223,20,228,40,225
12 DATA10,201,10,203,10,207,20
,225,10,207,20,225,20,207,3
0,225,10,219,10,215
13 DATA10,212,10,219,10,225,20
,231,10,228,10,225,10,219,4
0,228,1,1
14 SC=.:LV=1:POKE7679,3:A#="'0
00059"' :D=.
```

```

15 POKE7507,10
16 M=7794:DM=.:M(0)=7991:M(1)=
7955:M(2)=7984:POKE7676,0:P
OKE7677,0:POKE7678,0:D=.:Q=
.
17 TI#="'000000'"
18 PRINT"[clr][blu]@@@@@@@@@@@@
@@@@@@@@@@@@@@@@@@@@@@@@@[rvs-o
n][shf-\][com-*][rvs-off]@
@@@@@@@@@@@@"
19 PRINT"[up]@@@@@@@@[rvs-on][s
hf-\][com-*][shf-\][sp, 2 t
imes][com-*][rvs-off]@@@@@E
F@@@@@@@@[rvs-on][shf-\][sp
, 6 times][com-*][rvs-off]@
@@@@GH@@@@"
20 PRINT"[up]@@@@[rvs-on][shf
-\][sp, 8 times][com-*][shf
-\][com-*][rvs-off]@@@@@@@@
@[rvs-on][shf-\][sp, 12 tim
es][com-*][rvs-off]@@@@@"
21 PRINT"[yel][up]C@@@@@@@@@
@@@@@@@@@@@@@CC@@@@[blk]B[yel]@
@@@@@@@@@@@@[blk]B[yel]@@@@C"
22 PRINT"[up]C@@@@@@@@@[blk]B[
yel]@@@@@@@@@@@@@CC@@@@@@@@
@@@@[blk]B[yel]@@@@@@@@C"
23 PRINT"[up]C@@[blk]B[yel]@
@@@@@@@@@@@@@@@@@[blk]B[yel]@
@C"
24 PRINT"[up]C@@[grn]I[yel]@
@[blk]B[yel]@@@@@@@@@[blk]B[ye
l]@@@@@[grn]I[yel]@@@@CC@[rvs-
on][sp][rvs-off]@@@@@[grn]I[y
el][rvs-on][sp, 6 times][rvs-
off][grn]I[yel]@@@@[rvs-on
][sp][rvs-off]@@@@C"
25 PRINT"[up]C@@[rvs-on][sp][
rvs-off]@@@@@@@@@[blk]B[yel]@
@@@@@[rvs-on][sp][rvs-off]@
@CC@[rvs-on][sp][rvs-off]@
@@@@@@@@@@@@@@@@@[rvs-on][sp][r
vs-off]@@@@C"
26 PRINT"[up]C@@[rvs-on][sp,
16 times][rvs-off]@@@@CC@[gr
n]I[yel]@@@@@[blk]CCCCCCCC[ye
l]@@@@@[grn]I[yel]@@@@C"
27 PRINT"[up]C@@@@@[blk]B[blk
]C[grn]I[yel][rvs-on][sp, 4
times][rvs-off][grn]I[blk]
CB[yel]@@@@@CC[grn]I[yel]@
@@@@@[rvs-on][blk][sp][yel][
sp, 6 times][blk][sp][yel][
rvs-off]@@@@@[grn]I[yel]C"
28 PRINT"[up]C@@@@@[blk]B[blk
]C[grn]I[yel][rvs-on][sp, 4
times][rvs-off][grn]I[blk]
CB[yel]@@@@@CC@@@@@[blk]C
CCCCCCC[yel][rvs-off]@@@@@
CC@@@@@[grn]I[yel]@@@@@@@@
@[grn]I[yel]@@@@
```



```

29 POKE8163,3:POKE38883,7
30 SYS7585
31 SYS7300:SYS7500:IFPEEK(7676
)THENPOKEM,12:GOTO62
32 PRINT"[blu][home][right][r
vs-on]TIME:""RIGHT$(TI#,2)"
[right,3 times]SCORE:""SC"
[home][down][right][rvs-on]
LVL:""LV:"" [rvs-on][left][
sp]"
33 IFTI#=A#THEN62
34 SYS7610:J=PEEK(7675)-22
35 IFM+J<7812ORPEEK(M+J)=3ORPE
EK(M+J)=2THENJ=.
36 IFPEEK(M+J)=9THENDM=DM+1:SC
=SC+50:POKESN,240:POKESN,0:
IFSC=2000THENPOKE7679,PEEK(
7679)+1
37 IFDM=14THEN69
38 IFJTHENPOKESN,220:POKESN,0
39 M=M+J:POKEM-J,160:POKEM,1:P
OKEM+P,0
40 XX=240:IFPEEK(M-22)=2THENQ=
Q+1:D=M
41 IFPEEK(D)=160THENPOKED-22,1
60:POKED,2:POKED+P,0:D=D+22
42 IFPEEK(D)=160THENPOKESN,XX:
XX=XX-5:GOTO41
43 POKESN,0
44 IFQ=2ANDM=DTHENPOKEM-22,160
:POKEM,2:GOTO62

```


```

45 IFPEEK(M-22)<>2THENQ=.:D=.
50 FORZ=0TO2
51 POKE887,144:POKESN,0
52 F2=M(Z):F3=(M-F2)
53 IFF3<-22THENF4=-22
54 IFF3>22THENF4=22
55 IFF3<10ANDF3>0THENF4=1
56 IFF3>-10ANDF3<0THENF4=-1
57 IFPEEK(F2+F4)=1THENPOKEF2,1
60:POKEF2+F4,10:POKEM(Z)+F4
+P,4:GOTO62
58 IFPEEK(F2+F4)<>160THEN60
59 POKEM(Z),160:POKEM(Z)+F4,10
:M(Z)=M(Z)+F4:POKEM(Z)+P,4
60 POKEM(Z),10:POKEM(Z)+P,4:NE
XT
61 GOTO31
62 PRINT"[down][right,5 time
s][rvs-on]YOU[sp]DIED"
63 POKESN+3,0:FORA=1TO2000:NEX
T
64 POKE7676,0
65 POKE7679,PEEK(7679)-1:IFPEE
K(7679)THENPOKESN+3,15:GOTO
16
66 PRINT"[home][rvs-on][down,
7 times][right,7 times]GA
ME[sp]OVER[right,10 times]
[rvs-on]PUSH[sp]F1[sp]TO[sp
p]START:""POKESN+3,0
67 GETA#:IFA#<>" " " THEN67

```

Continued on page 93

*REDUCES DISKETTE COST 50%!



Make use of the back of your 5 1/4" Diskettes and SAVE

- **NIBBLE NOTCH** tools make it easy.
- Adds the precise notch where you need it.
- Doubles diskette space or MONEY BACK!

NIBBLE NOTCH I

Cuts square notch for
Apple, II, II+, IIe, III,
Franklin and Commodore.

only **\$14.95** each
add \$1.50 each P&H (\$4.50 each foreign P&H)

DISK OPTIMIZER[®] SYSTEM

SOFTWARE FOR APPLE, II, II+, IIe, III & Franklin

- 469% FASTER Than Similar Programs!
- Certifies your "new" disk 100% Error Free
- Removes Bad Sectors • Adds 36th Track
 - Performs Disk Drive Speed Check
 - Adds DOS and More

only **\$24.95** each
add \$1.50 each P&H (\$4.50 each foreign P&H)

— **OR BUY BOTH** —
only **\$29.95**

add \$2.50 each set P&H (\$6.50 foreign P&H)
Florida Residents Add 5% Sales Tax

SATISFACTION GUARANTEED OR YOUR MONEY BACK!

ORDER TODAY!

SEND CHECK OR MONEY ORDER TO:

NIBBLE NOTCH COMPUTER PRODUCTS

DIVISION OF CORTRAN INTERNATIONAL

4211 NW 75th TERRACE • DEPT. 5 5 • LAUDERHILL, FL 33319
PAT. PEND. ALL TRADEMARKS ARE ACKNOWLEDGED

Circle No. 234

PUBLIC DOMAIN SOFTWARE

1983 - 84 EDITION

796 PROGRAMS!
58 DISK SET!
EDUCATIONAL!
USER FRIENDLY!
DOCUMENTATION!
COMMODORE 64!
PET 4032, 8032!

COMPLETE SET OF
796 PROGRAMS ON
58 DISKS ONLY
\$325.00



SOFTWARE CRAFTS
405 FAIRHAVEN DR
HURST, TX. 76054
(817) 656-1805

DEALER INQUIRES WELCOME

This is the best collection of public domain software ever put together. Call or write for more information and listing of over 2000 public domain programs.
COD, mastercard or visa accepted

COMMODORE AND PET ARE REG. TM OF C.B.M. INC.

Circle No. 207

The Newsletter Editor

by Colin F. Thompson

The "Newsletter Editor" (NED) started as a small programming project to accomplish a very limited goal. That goal was to be able to read disk text files written on any word processor without using the word processing program that generated the text.

As the assistant newsletter editor for my local Commodore Computer Group, my duty is to print each month's articles (from many different authors) on my Dynax DX15 printer and make the copy available to the Editor for final pasteup. At first it sounded like a simple task, so I accepted the job with a clear mind and the innocence of the uninitiated.

I soon discovered why I was asked to do this job. I thought it was because I have the best printer in the club. Wrong. I got the job because I have the most word processing programs.

Each month now, I receive articles on disk, written on as many as six different word processors. I can't ask all the authors to switch to Quick Brown Fox just because I favor it, so in self defense I wrote NED.

SCOPE OF THE PROGRAM

The Newsletter Editor was designed as a tool for newsletter Editors, but anyone who needs to extract information from disk files may find it useful. The program does not edit text, but rather pulls text from the disk, displays it on the screen and prints it on the printer. Text from the eight most popular word processing programs may be captured. Actually, most word processor files are accessible. Figure 1 is a screen dump of the Main Selection Screen for the C-64 version. This is what you will see when you RUN the program. NED will work on the C-64 and VIC 20 with 8K of additional RAM added.

While investigating the various word processors on the market, I found that they all store their text files on the disk in one of three formats: SEQuential, USER, or PRoGram files. Within each of these three formats the text may be stored in any of three coding schemes: PET ASCII,

ASCII or Screen Codes. To make a truly universal text reader, all the storage options must be considered. Since I don't expect you to know that QBF is stored as a 7 bit ASCII PRoGram file or that Word Manager is a PET ASCII USER file, etc., I've labeled the main menu with the actual names of various word processors. This will take most of the guesswork out of your hands.

WHO CAN USE THE PROGRAM?

NED was written under the assumption that you, the Editor, don't own all the word processors ever written. I also assume you receive material in a format you can't cope with, unless the author uses the same word processor that you use. It is assumed you have a parallel or VIC printer.

HOW TO USE THE PROGRAM

LOAD and RUN "editor". The main screen (fig. 1) has 13 menu options. The first nine allow you to select which "brand" of text file you will be working with. Option 10 will exit the program and begin listing NED to the screen. Option 11 will change the cursor color. Options 12 and 13 are for the C-64 only and will not appear for VIC 20 users. They change the screen and border colors.

THE NEWSLETTER EDITOR
by Colin F. Thompson

Read a File From
Which Word Processor?

1. Quick Brown Fox
2. Word Manager
3. SpeedScript
4. Totl.Text
5. Paper Clip CTL Z
6. Paper Clip CTL S
7. EasyScript
8. WordPro 3+
9. HES / Page Mate

10. Exit Program
11. Cursor Color
12. Screen Color
13. Border Color

Which Number? 1

Insert the diskette with the text file to be read into drive 8 (or 0:) and select an option between 1 and 9 to match the file type. The screen will change to resemble figure 2. The "brand" will appear in the upper left hand corner. The prompts "Press p or q" remind you that you may pause the text any time or quit and return to the main menu.

"Print the text y/n/q" gives you three options. Answering "q" will return you to the main menu. "y" will cause the text to be sent to both the screen and printer. "n" will only list the text to the screen for viewing.

If you select "y" the next prompt will ask "CBM Printer y/n". Answer "y" if you have a VIC 1525 or if your printer interface converts PET ASCII to ASCII or if the interface emulates the 1525. Most dot matrix printers will work if you answer "y". Always try to use the "y" option. This will print the text in the proper "case" on the screen. If the printed text is reversed, (uPPER AND lOWER CASE) you may do two things to correct it.

The better method requires you to read your printer manual or interface manual and find which switch controls the "7 bit or 8 bit" option. Changing this switch will correct the problem. The other method is to answer the question with an "n". This will do the conversion but is not guaranteed to work with every printer. Also the case will be reversed on the screen. Try to let the printer or interface do the ASCII conversion for you.

At this point the program asks for the filename. Enter it exactly as it appears on the disk's directory. The only exception is QBF. Reverse the case. Usually this means entering the file name in lower case even though the directory shows it in upper case. If everything goes well, the screen will clear and you will see a flash in the upper left part of the screen. Text will start filling the screen, one character at a time. If you selected the printer also, it will begin printing the text one line at a time. This will

continue until the End Of File is reached, or you press "q" or "p". If a disk error is encountered, the disk status will appear on the screen, telling you what the problem is, and the run will terminate.

FORMATTED TEXT?

Many word processors embed some formatting codes into the body of the text. I didn't really want these codes to appear on the screen or printer so NED will strip out these unwanted codes from some of the brands. In particular, QBF and TOTL.TEXT use a lot of formatting codes, but none will appear. This will be discussed in detail later. You have some control over the printed output. You can select the right margin. If your newsletter's format is 40 columns wide, for example, you can print the text with a right margin of 40. Words will not be broken up. Only whole words will be printed on each line. Right justification is not done, but could be implemented, as most of the code necessary is already in place.

It would be a good idea to provide your authors with a copy of NED so they may read their text files with it and see how it looks before submitting it. In general, the text files should be written with no format codes embedded. It is best if the only non-text character in the text is a carriage return. More on this later.

PROGRAMMING NOTES AND DESCRIPTION

NED is written in BASIC. A glance at the listing will show the program has 9 major modules. Since there are many possible combinations of file types, the conversion routines are handled in one of four modules: QBF, Word Manager (WM), SpeedScript and Seq File Reader.

Each of these modules performs similar tasks, but works on different file structures.

PROGRAM FLOW

No matter what brand of text file is to be read, the flowchart of the program reads about the same with only minor variations. After the user-supplied variables are input, NED branches to the module that handles that brand. A read file is opened to the disk, using the file name supplied. Status is checked and if the file name was found, NED continues. If any problem occurs with the disk channel, status will be printed on the screen for 2 seconds and then second screen will appear so you can start over.

If status is OK the text is read in using a GET# statement. Yes, this is slow, but it allows each character to be examined. Conversion from Screen Code or ASCII is done and the character is examined again (in some modules) to see if it is part of an

PRINT YOUR HEAD OFF...

INCLUDED FROM I.C.D. AT NO CHARGE

- ALL interfacing and cables
- Tractor AND friction feed
- Upper and lower WITH descenders
- Square print wires for SUPERIOR print quality



COMMODORE 1526 PRINTER!

Actual Print Sample
 THE QUICK BROWN FOX JUMPED OVER THE LAZY DOG.
 the quick brown fox jumped over the lazy dog.

Print Method:
Serial Impact Dot Matrix

Print Speed:
80 CPS

Print Direction:
Bi-directional (logic seeking) in text mode; uni-directional in bit image graphics mode

PRINT CHARACTERISTICS

- Format:**
- Alphanumeric—9x8 full space character matrix
 - Block character graphics—7x8 dot matrix
 - Bit image graphic—Vertical 7 or 8 dots
- Character Set:**
- 228 ASCII characters—normal and alphanumeric fonts, symbols and semi-graphics

Dot Graphics Density:

- Normal—640 dots/203.2 mm (8 in) line
- Horizontal compressed—1,280 dots/208.2 (8 in) line

Graphic Resolution:

- Single mode—80Hx82V DPI
- Double mode—160Hx82V DPI

Print Styles:

- Pica, pica bold and emphasized

PAPER HANDLING

Line Spacing:

- 1/6 in; programmable in increments of 0.35 mm (1/72 in) and 0.118 mm (1/216 in)

Characters Per Line:

- Normal 80
- Double width 40

Paper Feed:

- Adjustable sprocket and friction feed

Number Of Copies:

- 3 plus original

PAPER

Types:

- Fanfold Roll and Single Sheet

Width: 4 to 10 in

RIBBON

Type: Cartridge
Color: Black Film
Life Expectancy: Up to 1,000,000 characters

DIMENSIONS

Height: 12.5 cm (4.9 in)
Width: 37.7 cm (14.8 in)
Depth: 32.39 cm (12.75 in)
Weight: 5.3 kg (11 lbs)

For BEST pricing anywhere, call ...



**INSTITUTIONAL
 COMPUTER
 DEVELOPMENT
 CORP.**

Toll Free 1-800/645-4710

in N.Y. outside cont. U.S. (516) 221-3000
 2951 MERRICK ROAD, BELLMORE, N.Y. 11710.

All Major Credit Cards Accepted

unwanted format code. If it is, the code is discarded or acted upon. Characters are then sent to a subroutine that determines if the text is to be viewed only or printed. If it is to be printed on an ASCII printer ("n"), it is converted to ASCII. Text to be printed then goes into a string (ps\$) and held until the CHR\$(13) (return) is received or the string is as long as the right margin. When the second condition is met, ps\$ is searched from right to left for a space character (32). When a 32 is found, all the text to the left of it is printed. The text to the right of it is kept as a new ps\$ and the building process starts anew. This is how the text is printed without breaking up the words. You may set the right margin in Line 1 (rm=??). If a return is encountered before ps\$ is full, ps\$ is printed as is.

After a character is sent to the print routine, the keyboard is examined to see if a "q" or "p" has been pressed. If not, the system status is examined to check for the End Of File condition. If it is found or if "q" was pressed, control is passed to the Disk Status Module where the status is read from the drive and printed on the screen. All open files are closed and the Main Menu appears.

DETAILS

There is no truly "universal" file reader. The scope of NED is limited to the major brands of word processors. If you run into a word processor that is not listed on the Main Menu, the chances are good that you may recover its text by using a little detective work. First look at the directory and find out what file type the text is stored under. PRG, USER and SEQ are handled by NED. Once you know the file type, select the menu option that handles that type. QBF does PRG files with ASCII. Word Manager does USER files with PET ASCII. SpeedScript does PRG files with Screen Codes. The rest use SEQ files with PET ASCII. Try reading the foreign text file from the option that handles that file structure. You WILL get something. Now let's examine each of the four major modules.

QUICK BROWN FOX

QBF needs one small routine the others do not. When you enter a file name, the file name must be converted to true ASCII in the subroutine beginning at Line 380. QBF's embedded format codes all begin with the # symbol. Incoming characters are examined in the routine beginning at line 270. If a # symbol is encountered, NED branches to Line 470 to begin examining the following characters. Some minor formatting occurs here. If the #p (new paragraph) code is found, a carriage return and four spaces are sent to the print

```

0 rem"Newsletter Editor" v1.3.7
1 cc$=chr$(31):rm=40:goto8070
2 open1,8,15,"i0":print#1,"s0:editor"
3 save"editor",8:gosub6000:close1:end
4 open1,8,15,"i0":print#1,"s0:editor bu"
5 save"editor bu",8:gosub6000:close1:end
6 print"print#4:close4":close4
7 open4,4,7:cmd4:list
8 :
20 rem"*****"
22 rem"*      MAIN PRINT ROUTINE      *"
24 rem"*****"
26 :
28 ifp=.then50:rem screen only
30 ifp=2then38:rem cbm/vic printer
32 ifc<nethen38:rem ascii printer
33 ifc>191thenc=(c-128):goto38
34 ifc>nsthenc=(c-nc):goto38
36 ifc>nsthenc=(c+nc)
38 ifc=natheni=len(ps$):goto46
40 ps$=ps$+chr$(c):iflen(ps$)<rmthen50
42 fori=rmt01step-1
44 ifmid$(ps$,i,1)<>" "thenpr$=mid$(ps$,i,1)+pr$:nexti
46 print#4,left$(ps$,i):ps$=pr$:pr$="" :goto50
48 print#4,chr$(c);
50 printchr$(c);:return
52 :
100 rem"*****"
110 rem"*      QUICK BROWN FOX      *"
120 rem"*****"
130 :
140 open4,4,sa:open8,8,8,nb$+" ,p,r"
150 open1,8,15:gosub6000:ifdsthen370
170 printch$;
180 get#8,a$,a$
190 get#8,a$:gosub270:geti$:ifi$="p"then250
200 ifi$="q"then240
210 ifst=.then190
220 ifst=-128then190
240 print#4,ps$:ps$="" :gosub6000:goto9410
250 getb$:ifb$=""then250:rem pause
260 goto190
270 c=asc(a$)
280 remifc=nathen380 :rem ret,num
290 ifc=ndthengosub470:goto350:rem #
300 ifc>nqthenc=na:goto350 :rem boil
310 ifc>nfthenc=c-nc:goto350:rem "LtoU"
320 ifc<nethen350 :rem num
330 ifc<ncthenc=c+nr:goto350
340 c=c+nc:rem "UtoL"
350 gosub28:return
360 na$="" :nb$="" :pn$="Quick Brown Fox"
370 gosub6080:gosub380:goto140
380 rem filename conversion
390 t$=""
400 forn=1tolen(na$):t$=mid$(na$,n,1)
410 t=asc(t$)
420 ift>nfthent=t-nc
430 ift>nsthent=t+nc
440 nb$=nb$+chr$(t)

```


routine, thus simulating the code. If a #f (form feed) is found, the words "New Page" are printed on the screen to show page breaks. All other codes are stripped out, so that only text will be printed.

Encourage your QBF authors to use only the #p or the @ (return) codes.

WORD MANAGER

This is the 'oddball' of the lot. WM is the 80 column wordprocessor that comes with the Data20 (Protecto, etc.) 80 column card. Text is stored in a USER file as PET ASCII, in FORMATTED FORM. That means that when you read in a WM file it will print on the printer exactly as it was entered on WM. No formatting is done within NED. Encourage your WM authors to set the left margin to 0 and the right margin to whatever you need. Then their text will print perfectly for your newsletter. This module does not use the Print Routine in Line 20, but relies on its own routine beginning in Line 1210. You cannot set the right margin for a WM file.

SPEEDSCRIPT

SpeedScript first appeared this winter in the pages of Compute's Gazette and has achieved great popularity. I've included it here because of that popularity. SpeedScript stores its text as PRG files and Screen Codes. The conversion from Screen Code to PET ASCII takes place in Lines 2200-2270. The first 48 characters in the file are discarded—see Line 2110 where xx is 48. I've made this a variable so you can change it. If you lose text or get some garbage characters at the beginning, adjust xx accordingly in Line 2050.

SEQUENTIAL FILES

Here's where the fun begins. Get out the Excedrin. Most word processors store text in SEQuential file format, so the SEQ file module will read SOMETHING from any SEQ file (database, spreadsheet, etc.). The problems begin with something called a "File Delimiter". This is a character that is inserted into the text to limit the record length (usually to about 254 characters). The most frequently used File Delimiter is the quote mark, but CHR\$(13) is also popular. NED will strip out these unwanted Delimiter characters, but it is an involved process. If CHR\$(13) is used, then the carriage return in the text will be something else—usually an arrow or "" mark. The blocks of code from Line 5000 to 5340 establish what the File Delimiter and carriage return symbol is for each of the different wordprocessors. The variable "fl" does this. Line 3080 checks for the occurrence of the Delimiter and discards it.

```

450 next
460 return
470 get#8,a$:c=asc(a$)
480 ifc<>112then490
483 c=13:gosub28:fori=1to4
486 c=32:gosub28:next:return:rem #p
490 ifc=nlorc=nkorc=nmthen560:rem #nlr
500 ifc=noorc=nhthen560:rem #d,t
510 ifc=njorc=ngthen570:rem#h,c
520 ifc=nnorc=npthen570:rem#u,o
530 ifc=106then570:rem#j
535 ifc=115thenget#8,a$,a$:c=:return:rem #s
540 ifc=102thenprintrt$"* NEW PAGE *":rt$:c=:return
550 return
560 get#8,a$,a$,a$:c=:return
570 c=:return
580 :
1000 rem"*****"
1010 rem"* WORD MANAGER *
1020 rem"*****"
1030 :
1040 pn$="Word Manager"
1050 gosub6080:open4,4,sa:open1,8,15
1060 open8,8,8,na$+"",u,r":gosub6000:ifdsthen1050
1070 printch$;
1090 fori=1to15:get#8,a$:nexti
1100 get#8,a$:c=asc(a$):ifc=199then1160
1110 ifc>nqthen1140
1120 gosub1210:geti$:ifi$="p"then1170
1130 ifi$="q"then1160
1140 ifst=.then1100
1160 print#4,ps$:gosub6000:goto9410
1170 getb$:ifb$=""then1170
1180 goto1100
1210 ifp=0then1270
1220 ifp=2then1260:rem vic
1230 ifc<ne thenprint#4,chr$(c);:goto1270
1240 ifc>ns thenprint#4,chr$(c-nc);:goto1270
1250 ifc>nrthenprint#4,chr$(c+nc);:goto1270
1260 print#4,chr$(c);
1270 printchr$(c);:return
1280 :
2000 rem"*****"
2010 rem"* SPEED SCRIPT *
2020 rem"*****"
2040 :
2050 pn$="SpeedScript":fl=0:xx=48
2060 ps$="":sa=0:p=0:gosub6080
2090 open1,8,15:open4,4,sa:open8,8,8,na$+"",p,r"
2100 printch$;:gosub6000:ifdsthen2060
2110 printch$;:fori=1toxx:get#8,a$:nexti
2120 get#8,a$:gosub2200:geti$:ifi$="p"then2180
2130 ifi$="q"then2170
2140 ifst=.then2120
2170 print#4,ps$:ps$="":gosub6000:goto9410
2180 getb$:ifb$=""then2180
2190 goto2120
2200 ifa$=""then2120
2210 c=asc(a$)
2220 ifc=nbthenc=na:gosub28:return

```

An Important Bulletin for Home Computer Users

*This is the only programming system you'll ever need
for your home computer.*

If you own a small home computer, the story we're about to tell you could be of great help. It's about a revolutionary new software programming system that will let you and your entire family take full advantage of that machine you bought. But first things first, so here's a list of the home computers this product was specifically designed for: Atari 400, 600, 800, XL Series; Commodore Pet, VIC 20 and 64; IBM PCjr; TRS-80 color computer; TI-99/4A and the Timex Sinclair 1000, 2048 and 2068. If you own one of these computers, it would be well worth your time to read further.

THE PROBLEM WITH HOME COMPUTERS


As you probably know, the problem with these small computers is how to get good software into them. Keyboard entry is too time consuming. Diskettes do the job well, but the loaders are expensive and so are the diskettes. Cassette loading is less expensive, but the cassettes themselves still aren't cheap and sometimes a program has to be read again and again before it actually is entered. Furthermore, few of these software manufacturers guarantee their product to run at all.

So unfortunately, a lot of these potentially useful computers are relegated to just game-playing or, even worse, they find their way onto a closet shelf somewhere behind the bowling ball or last year's magazines.

THE SOLUTION IS DATABAR SOFTWARE

Now, thanks to the engineers at Databar Corporation, you can bring your computer back to life. They have developed OSCAR — which stands for an Optical Scanning Reader. What it does is read a bar code program in much the same manner as your local supermarket reads the bar code information on your grocery products. OSCAR plugs directly into your computer, and can read even complex programs extremely fast. In fact, in a recent time test it took a graduate computer programmer 1 hour, 9 minutes and 43 seconds to successfully type-in a program. To enter that same program, it took an eight-year-old child with no computer experience only eight minutes and 17 seconds.

With OSCAR, programming is also inexpensive. The bar code programs read by OSCAR are printed on paper, making the programs inherently a lot less costly to produce than cassette tapes or diskettes. And because the programs cost less to produce, they can be sold to you for significantly less.



But, just because they cost less doesn't mean they aren't of the highest quality. In fact, they are so good and reliable, we are almost alone among software manufacturers to guarantee our product to run as advertised.

Databar Corporation has already developed an extensive library of programs ranging in subject matter from non-violent games to science, health, home management, writing skills and more. These programs are readily available at your local computer store and they retail for under \$10 (about 1/3 what a diskette costs).

THE DATABAR CLUB

But amazingly, you can get great software programs for an unbelievable \$1.25 each — if you choose to join the Databar Club. Every charter member gets 12 monthly issues of the Databar magazine each featuring at least eight great programs. In addition, this

family oriented magazine also features articles on related subjects and computer use in general. The subjects covered by the software include: games, home management, classroom learning, health, law, science, writing skills, and computer programming. What's more, Databar Club members get a three-ring binder for their software programs as well as eligibility for exciting contests.

But whether you join the Databar Club or purchase individual program packages from your favorite retailer — OSCAR can dramatically change the amount and quality of the use you get out of your computer. And let's face it: in the not so distant future much of an individual's competence will be tied up in how well he or she interfaces with a computer.

This trial offer includes OSCAR plus the premier issue of Databar magazine. OSCAR is backed by a full 1-year warranty and if you aren't 100% satisfied with OSCAR, then you can return the unit within 30 days for a full refund.

To order, credit card holders call toll free and ask for OSCAR, or send a check plus \$1.50 for shipping and handling for each unit ordered.

OSCAR with the premier issue of Databar magazine can be yours for only \$79.95. And the premier edition of Databar magazine provides all details necessary for joining the Databar Club. So send for your OSCAR today — and take full advantage of your computer tomorrow.

- Option 1 (\$79.95)†††** OSCAR — a professional quality optical reader for easy programming of your home computer in minutes, plus a trial copy of DATABAR Magazine.
- Option 2 (\$120.00)** Charter Member DATABAR Club 1-year subscription to DATABAR Magazine — with 8 programs every issue.
- Option 3 (\$35.00 Q1)** Same as Option 2 but payable \$35 per quarter.
- Option 4 (\$240.00)†** Charter Member DATABAR Club 2-year subscription to DATABAR Magazine — with a FREE OSCAR, the industry's finest barcode programmer.
- Option 5 (\$10.50)** Trial copy of DATABAR Magazine — chuck-full of barcode programs.

*30-day money-back guarantee. †Add \$1.50 for handling. ††MN residents add 6% sales tax.

Enclosed Check # _____
Money Order # _____
Payable to Databar. Or charge my Am. Ex. Visa
MasterCard Carte Blanche Diners Club
Card # _____
Exp. Date _____
Name _____
Address _____
City _____ State _____ Zip _____
Phone _____
My Computer Model is _____

DATABAR

Databar Corporation, 10202 Crosstown Circle • Eden Prairie, MN 55344 • Phone Orders: MN (612) 944-5700
Out-of-State: 1 (800) 672-2776

**Introducing
software
for people
who want to
tell their
computer
what to do
but don't know
what to say.**

Of course you know what you want your computer to do. Trouble is, up 'til now, you either had to settle for packaged software off the shelf, which meant squeezing your ideas into somebody else's design. Or you struggled to learn a computer language. And you know how far you got with that.

Finally there's CodeWriter™. Software that lets you talk to your computer by yourself.

CodeWriter software lets you create custom software to handle your information, your way. The first time. And you don't have to know a thing about programming. You type in your information in plain English. CodeWriter does the rest. It translates what you've written into program code, then saves it on a separate disk. What you wind up with are your own programs. Ready to run. As many as you can dream up. At a fraction of the cost.



Five different programs can create dozens of your own.

Whether you need software to handle personal files, create reports, figure your taxes, practice your French or design your own adventure game, there's a CodeWriter program to help you.

CodeWriter Programs are available for: Atari®, Commodore 64®, IBM® PC, PC XT, PCjr and compatibles, Kay Pro®, Apple®, TI® Professional.

Home FileWriter™ has what you need to handle household information. It stores, files, up-dates, does your checkbook, keeps recipe files, Christmas card lists.


FileWriter 2™ creates reports, sorts and compares. Use it to print out checks, track accounts receivable, expense reports, real estate records. The ELF System™ can compute loan payments, do estimates, create form letters, even games. AdventureWriter™ lets you dream up your own mysteries, riddles, plots and conundrums. And Dialog™ creates interactive programs without programming. Design tests, quizzes, spelling games—to teach, inform or just entertain.

For \$3.00*, prove it to yourself. Then collect a rebate, too.

Don't take our word for how easy and versatile CodeWriter is. Try it yourself. For \$3.00, we'll send you a Demo Disk that will have you writing your own simple program in minutes. It's that simple. And fun. Charge it on Visa or MasterCard.

That's not all. You'll get a \$5.00-\$10.00 Cash Rebate† for your purchase. Your dealer has the details.

CodeWriter will show you that the best programs for your computer are the ones you write yourself. After all, whose computer is it anyway?



The CodeWriter™ Series

To order your CodeWriter Demo Disk, or for the name of the dealer nearest you call, toll-free:

1-800-621-4109

In Illinois call: (312) 470-0700

*Plus \$1.00 shipping and handling.
†Offer expires 12/31/84.

© CodeWriter Corporation, 1984

APROSOFT™ SOFTWARE

TYPE FOR YOUR LIFE™

With more challenge than an arcade game, learn to type 75 or more words per minute. Speed is User Selectable, but NO FOOLING AROUND allowed! Text is WIDELY VARIED since it comes from the program tape. Action color graphics with sound fix your eyes on the screen and away from your fingers. Your man rows his boat across the screen as fast as you can type. Maintain speed and he can destroy the sea monster, but if you slow down, ZAP! Runs on unexpanded VIC or C-64.

WORDPLAY™

WORDPLAY is a collection of programs which allows the user to make original stories, write a form of Japanese poetry, play the fun game of "Animal" (which children love!) and create jargon. A bonus secret message (cypher) program is also included. In a word, WORDPLAY is a "BARGAIN"! Requires 16k RAM or more. (VIC-20 or C-64).

DR. FLOYD™

Psychoanalysis by computer? Well, not quite, but Dr. Floyd will carry on a conversation with you using psychoanalytical techniques that give the appearance of artificial intelligence. The next time someone asks you "Show me what this computer of yours can do," you can really amaze them with DR. FLOYD. Great for parties - even nice for just having someone to talk to. Requires 16k RAM or more. (VIC-20 or C-64).

Cassette \$14.95 Disc \$19.95

Note: VIC-20 versions on Cassette ONLY.
C-64 versions on Cassette OR Disc.

Apupos Technology is proud to offer these fine educational and entertaining programs for your computer. Each program comes fully tested. Replacement, if necessary, is guaranteed to original purchaser. Prices shown include shipping charges.

PARALLEL PRINTER INTERFACE for VIC-20 or C-64

So easy to use - simply plug-in and print. Includes all cables & connectors to a Centronics Type Parallel Printer. Includes all Commodore Graphics

Cardprint + G \$59.95

Cardprint B \$39.95
(without Graphics)

What is better than
Letter Quality?

A Commercial Duty Olivetti
Typewriter/Printer!

PRAXIS
40



PRAXIS
41

W/INTERNAL
INTERFACE
\$639.95

\$8.00 shipping
(Cont. U.S.A.)


W/EXTERNAL
INTERFACE
\$689.95

Perfect for typing short notes or printing a complete manuscript. Choose from many daisy wheel type styles. Use carbon or nylon ribbon. Standard Parallel or RS-232 serial input allow connection to almost all computers. All for a price lower than a good typewriter. Call or write for complete details.

APROSPAND-64

for C-64

Gives your Commodore-64 full expandability! Four independently switchable cartridge slots are compatible with ANY Cartridge for the '64.



ONLY \$39.95

Shown with case removed

GORILLA BANANA

or GX-100 Printer ... \$189.95

ADD: \$8.00 shipping (cont. USA), \$35.00 (Canada, HI, AK)

Seiksha GP-250X PRINTER

with Commodore or Atari or TI
interface only \$299.95

ADD: \$8.00 shipping (cont. USA), \$35.00 (Canada, HI, AK)

Data-20 DISPLAY MANAGER

for VIC-20 w/software \$89.95

Data-20 VIDEO PAK 80

for C-64 w/software \$149.95

Have you ever thought that printers should be seen, not heard?

Introducing the Olivetti PR2300 - The world's first low cost dry ink jet printer. A real technological breakthrough allows you to use this printer in ways that others only dream of. With the PR2300 you can choose normal, compressed, double height and/or double width, bold and single/double/dotted underlining. You can use single sheets, roll or fan-fold paper while printing at a blazing 110 cps and make virtually no noise while doing so. Call or write for details and a print sample.

Only
\$449.95

W/CENTRONICS
INTERFACE

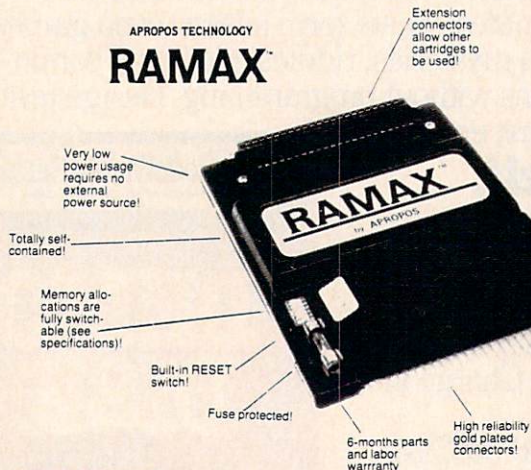
Add \$8.00 shipping

The ONE VIC-20® Memory Expansion Board that DOES IT ALL!

Maximum Memory allows you to use more powerful programs for:

- EDUCATION • ENTERTAINMENT • MAIL LISTS
- BUSINESS APPLICATIONS • FINANCIAL RECORDS

APROPOS TECHNOLOGY
RAMAX™



To equal the total memory of RAMAX™ you would have to buy a 16k Memory Expansion, PLUS an 8k Expansion, PLUS 3k Expansion. THEN you would need a "mother board". With RAMAX™ you buy just ONE piece . . . at ABOUT HALF THE PRICE!

RAMAX™ Features and Specifications:

- Adds up to a full 27k bytes of additional RAM to the standard VIC-20's internal RAM of 5k.
- Built-in switch allows User selection of any combination of 5 areas or RAM memory*:
- BLK1 (8k: ADR: 8192-16383)
- BLK2 (8k: ADR: 16384-24575)
- BLK3 (8k: ADR: 24576-32767)
- BLK5 (ADR: 40960-49151, allows/disallows 8k ROM games)
- RAM (3k: ADR: 1024-4095)
- RESET (Resets computer without power off/on)
- Built-in electrical Fuse to protect equipment.
- Totally self-contained. No external power supply needed.
- Two (2) extension connectors allow ANY additional cartridges and/or devices designed for the VIC expansion port.
- Very low power consumption (.175 amp usual).
- High reliability gold-plated connectors are designed for long life.
- Complete Operating Manual.
- 6 month parts and labor warranty to original purchaser.
- Factory service.

Sug. List \$129.95

A perfect investment to give your family and yourself more enjoyment and use from your home computer! The ease of operation, the neat appearance, and the real POWER it adds to your VIC at this low price makes it a MUST for every VIC home!

SPECIAL LOW PRICE!

ONLY \$79.95!

10 DAY MONEY-BACK GUARANTEE
If not satisfied, simply return in original condition for your money back.

RAMAX Jr.™

Already own an 8k Expander? Get the NEW RAMAX Jr.™ identical to the RAMAX™ except with 19k instead of 27k. Our instructions will show you how to use your 8k as BLK 3 with Jr. to get the full complement of memory!

ONLY \$74.95!

TO ORDER:

Send Check or Money Order For the Total
Calif. residents add 6% tax.

Phone orders Call (805) 482-3604



All Prices U.S. Dollars

CASH PRICES

CHARGE CARDS ADD 3%

+ \$3.00 shipping & handling



WE SERVICE WHAT WE SELL

VIC-20 & Commodore-64 are registered trademarks of Commodore International. Atari is a trademark of Atari Inc.

APROPOS TECHNOLOGY
1071-A Avenida Acaso
Camarillo, CA 93010

New Low Price!

APROPOS TECHNOLOGY

TOTL.TEXT

About half of the code in the SEQ module deals with TT formatting codes, stripping them out or acting on them much like QBF. TT format codes all begin with the double dollar—\$\$, followed by specific codes. For example, \$\$pr is a paragraph command, exactly like QBF's #p. If this \$\$pr command is found, the program branches to Line 483 in QBF and executes a simulated paragraph. The \$\$sk, for SKip a line, is interpreted as a line feed. All other \$\$ commands are stripped out. Your TT authors should only use \$\$pr and \$\$sk commands in their text. If they do, the formatted output to the printer will be perfect. TT formatting is done in Lines 3170 to 3290. The \$ is detected in Line 3160. If the next character is a \$ then it is assumed to be a TT formatting code and is acted upon.

PAPERCLIP

PaperClip text files may be saved as SEQ files with the Control Z option or as PRG files with Screen Codes with the Control S option. NED will handle both but prefers the Control Z version. The Control S version uses the SpeedScript module and the Control Z uses the SEQ module. No formatting is done because formatting codes are not frequently embedded. PaperClip authors should save their text with Control Z for best results.

WORDPRO 3#

This works fine, but the text will be printed using the right margin set up by the author, so if you need a 40 column article, tell your author to declare it in the text, then set NED to match. The same goes for HES text, but caution HES authors to use no embedded codes other than a carriage return, or else the codes will show up on your printer.

EASYSRIPT

Most of the embedded codes are at the top of the text, so caution your EasyScript authors not to use embedded codes after the initial set up. This will result in clean copy for you.

PROGRAMMING TRICKS

I've used some lines of BASIC code in NED that you might like to incorporate in other programs. Lines 9040-9080 determine if the program is being used on a VIC or a 64 by PEEKing (65532). If the result is 34, it's a VIC and if the result is 226 it's a C-64. If the result is something else, it is either a PET (I don't know which kind) or a VIC/64 equipped with an 80 column card. NED is compatible with 80 column cards.

As you are keying in the program from these pages, you may save the program to the disk by typing .RUN2 and ret. This will

```
2230 ifc>nq then return
2240 ifc>nf then c=c-nc:gosub28:return
2250 ifc<ncthen c=c+nr:gosub28:return
2260 ifc<nethengosub28:return
2270 c=c+nc:gosub28:return
2280 :
3000 rem"*****
3010 rem"* SEQUENTIAL FILE READER *
3020 rem"*****
3030 :
3040 gosub6080:open1,8,15:open4,4,sa
3050 open8,8,8,na$+",s,r":gosub6000:ifdsthen3040
3060 printch$;
3070 get#8,a$:ifa$=""then3070
3080 c=asc(a$):iff1-c=0then3070
3090 gosub3150:getti$:ifi$="p"then3130
3100 ifi$="q"then3120
3110 ifst=.then3070
3120 print#4,ps$:ps$="" :gosub6000:goto9410
3130 getb$:ifb$=""then3130
3140 goto3070
3150 ifc=94thenc=na:goto3310:rem up arrow
3155 ifc=95thenc=.:goto3310:rem left arrow
3160 ifc<>36then3300:not a $
3170 get#8,a$:ifa$<>"$"thenb=c:c=36:gosub20:c=b:goto3300
3180 tt$="" :fori=1to2:get#8,a$:tt$=tt$+a$:next
3190 iftt$="pr"thenc=13:gosub483:return
3200 iftt$="nl"ortt$="sk"thenc=13:goto3310
3210 iftt$="rm"ortt$="in"then3280
3220 iftt$="tb"ortt$="st"then3280
3230 iftt$="pg"ortt$="qc"then3280
3240 ifleft$(tt$,1)="1"then3280
3250 iftt$="ti"thenc=13:goto3310
3260 ifright$(tt$,1)="$"thenget#8,a$:goto3180
3270 return
3280 gosub3290:gosub3290:c=.:goto3300
3290 get#8,a$:ifa$<>" "then3290:return
3300 c=asc(a$):goto3310
3310 gosub28:return
3320 :
5000 rem"*****
5010 rem"* HES WRITER *
5020 rem"*****
5030 pn$="HES/PAGE MATE"
5040 fl=34:rem file delimiter is quote
5050 goto3040
5060 :
5070 rem"*****
5080 rem"* TOTL.TEXT *
5090 rem"*****
5100 pn$="TOTL.TEXT":fl=13
5110 goto3040
5120 :
5130 rem"*****
5140 rem"* PAPERCLIP CONTROL Z *
5150 rem"*****
5160 pn$="PAPERCLIP (control z)":fl=0
5170 goto3040
5180 :
```

SCRATCH the old NED program from the disk and then SAVE the current version. Since I like to have programs backed up, I've included the same routine in Line 4, with a different file name. RUN 4 will update the backup. Proofread the first 5 lines very closely as a mistake here can be fatal. RUN 6 will list the program to the printer. You may put in a line range after 'LIST' on line 7. While I was writing the program modules I used Menu Option 10 to automatically list to the screen the lines I was working on at the time. Line 9400 does this. Lines 9120-9170 determine which computer is being used and prints a different title for the VIC or 64.

CLOSING NOTES

NED is extensively REMed for your convenience, but many of the REM statements should be removed, or not keyed in. Remove all REMs that share a line number with other BASIC statements. Line 28 is an example of a REM that should be removed. This will speed up the program's operation slightly. Do not remove REMs that have their own line number. Line 8000 is an example of a REM that you would leave in. When in doubt, leave it in.

I've placed my name prominently in the title. I've done this so if you make some major modifications to the program or find a bug (!) you will know who to contact. The Newsletter Editor is meant to be a tool for you, like any other utility. It is not meant to be the be-all end-all file reader, but simply a way to capture text generated from a word processor you don't use. If necessary, you may have to enter the captured text in your own word processor to achieve the desired results. The next major modification to NED that I can envision would be to read in a text file, convert it, and write it out in a different word processing format. As an experiment, I rewrote NED to read a sequential, convert it to ASCII, and write the file as a QBF (PProGram) file back to the second drive on my MSD dual. This allows me to edit the text from QBF. It's a slow process, but it's still much faster than typing it in from scratch.


NED is not fast. It works well, but text is read in at about the same rate as you can read. This is a program that responds well to compiling. I compiled NED on Petspeed for my own use and found the results to be worth the effort. It runs about 20 times faster. Some minor changes were required, and I will gladly provide the new code to you if you can't do it yourself. Read the Petspeed manual closely and you should have no problems.

Please direct any correspondence to me through *Commander Magazine*.

```

5190 rem"*****
5200 rem"*          EASYSCRIPT          *
5210 rem"*****
5220 pn$="EASYSCRIPT":f1=0:goto3040
5230 :
5240 rem"*****
5250 rem"*          WORDPRO 3+          *
5260 rem"*****
5270 pn$="WORDPRO 3+":f1=0:goto3040
5280 :
5290 rem"*****
5300 rem"*          PAPERCLIP CONTROL S *
5310 rem"*****
5320 pn$="PAPERCLIP CTL S"
5330 f1=32:xx=48:goto2060
5340 :
6000 rem"*****
6010 rem"*          DISK STATUS CHECK    *
6020 rem"*****
6030 :
6040 ds=0:input#1,n,ms$,t,s
6045 printrt$;rn$;"Filename:"na$:printn;ms$;t;s
6050 ifn=.thenreturn: rem no disk problem
6055 close4:close8
6060 fori=1to2000:next:print#1,"i"
6065 close1
6070 ds=1:return: rem a disk problem
6075 :
6080 rem"*****
6090 rem"*          FILE SELECTION SCREEN *
6100 rem"*****
6110 :
6120 printch$;rn$;pn$:print:printm1$:print
6125 print"Right Margin is"rm:print
6130 p=1:printrn$;m2$:inputp$:ifp$="n"thenp=0:goto6170
6140 ifp$="q"then9110
6150 print:printrn$;m4$:inputp$
6155 ifp$="y"thenp=2:sa=7:goto6170
6160 print:printrn$;m3$:inputsa
6170 print:printrn$;"Enter filename ":inputna$
6180 printch$;:return
6190 :
8000 rem *****
8010 rem"*          The Newsletter Editor *
8020 rem"*          Public Domain          *
8030 rem"*          by Colin F. Thompson *
8040 rem"*          for Commander Magazine *
8050 rem"*          Computers: 8K VIC & 64 *
8060 rem"*****
8070 :
8080 rem"*****
8090 rem"*          INITIALIZE VARIABLES *
8100 rem"*****
8110 :
8120 dc=4:sa=7:bc=6:fc=7:cc=5
8130 na=13:nb=31:nc=32:nd=35:ne=65:nf=95
8140 ng=99:nh=100:ni=102:nj=104:nk=108
8150 nl=110:nm=114:nn=111:no=116:np=117:nq=122
8160 nr=64:ns=96:close1:closedc:close8
8170 rn$=chr$(18):rt$=chr$(13):rem rev on and ret

```



Hats off to a machine language teaching system that works.

Machine language programming isn't easy, but you don't have to be a genius to learn it. Despite what you may think after getting lost in umpteen "How to program the 6502" books. Let your Commodore 64 teach it to you.

The Visible Computer: 6502 is an award-winning blend of text and software that thousands have used to master the elusive skills of machine language.

It's an animated simulation of the 6502 micro-processor that lets you see with your own eyes how the 6502 works. You'll be using it as a debugging tool for years to come.

It's a tutorial. The 150 page manual is more than just instructions on running the simulator — it may just be the best book on machine language ever written.

It's 30 demonstration programs you'll work through with the 6502 simulator, from simple register loads to advanced graphics programs.

The Visible Computer: 6502

Send me The Visible Computer: 6502 for Commodore 64 (requires disk drive). I've enclosed \$39.95 plus \$2.50 postage and handling.

Check or Money Order Visa Mastercard

Name _____

Address _____

City/State/Zip _____

Credit Card No. _____

Exp. _____



COM

Software Masters™


3330 Hillcroft, Suite BB
Houston, Texas 77057
(713) 266-5771

THOUGHTFUL EDUCATIONAL PROGRAMS



C-64 VIC 20 ATARI

CREATIVITY SERIES



MY BOOK Ages: 4 and up

Your child makes his or her own book!

Using only a joystick, your youngster picks objects from the library (princesses, pirates, houses,

vehicles, people, etc.), colors them and arranges them in the picture!

Older youngsters can then type in a story-line or caption, and the page is saved to disk.

Page after page can be saved. But the fun isn't over yet! Your child can PRINT the book on almost any printer capable of producing Commodore graphics!

The first program in BECi's new Creativity Series. Available soon for the Atari.

C-64 DISK: \$34.95

CHILD DEVELOPMENT SERIES

"The goal of Boston Educational Computing is to provide owners of the most elementary computer systems with educational software that can be used easily by those with little knowledge of computing.

"In its Child Development Series, BECi (pronounced Becky) meets this goal."

*Computes!'s Gazette, January 84



ALPHA-BECi Ages: 2 and up

An alphabet program with 26 screens, each featuring a capital and small letter and an object.

"For a child, watching the colorful objects appear on screen is like opening a present."

(VIC-20 only).



NUMER-BECi Ages: 2 and up

Number identification and color and shape grouping. Five levels and adjustable timing.



ADD/SUB Ages: 5 and up

Addition and subtraction. Up to four digits. Optional objects, carries and borrows, decimal points and hints. Answers entered from right to left, one digit at a time.



MULT-BECi Ages: 7 and up

Multiplication. Up to four digits in multiplier and multiplicand. Answers entered from right to left, one digit at a time.

TAPE: \$19.95 DISK: \$24.95

If ordering directly from BECi, add 5% (or \$2.00 minimum) for shipping.

BOSTON EDUCATIONAL COMPUTING, INC.

Dept. C

78 Dartmouth Street
Boston, MA 02116
(617) 536-5116



Dealer Inquiries Invited

Charge cards and phone orders accepted.

(716) 637-6371

FABTRONICS

51 Quarry St., Dept. C, Brockport, N.Y. 14420
VIC-20/C-64 Reg. T.M. Commodore Business Mach., Inc.

*ENERGY MASTER^{201+3K/C-64}

Keep track of all your utility costs. A highly versatile program to calculate amounts used and costs. Also gives averages, estimates, future costs and checks your bill.

*TENANT FILE^{20/64 T \$17.95}

Maintain a comprehensive data record on each tenant.

*RENTAL MANAGER^{C-64 T \$24.95}

Spreadsheet data records for any rental application

*FILL-A-FORM^{C-64...T \$16.95/D \$19.95}

Numerous selection of business/home forms. You fill in the blanks.

*FAB MAIL^{20/C-64...T \$16.95/D \$19.95}

A super user friendly mailing list with features others wish they had thought of.

*FAB BUSINESS^{C-64...D \$37.95}

A mail order or small business must. Easy invoice/packing list/label all in one. Supports charge card data and allows quick selection of items from an inventory database. Plain paper or selected commercial forms.

SAVE Snakman-Skrumble-Griddler-Pinball Wizard (20)

20/64	Print Interface (Cardco)	\$39.96
20/64	Rabbit (2.2 Version)	\$36.96
64	Totl Infomaster	\$38.96
64	5 Slot Exp. Board (Cardco)	\$58.96
64	S.A.M. (Soft/Speech)	\$54.96
64	Q Bopper (3D Arcade)	\$28.96
64	Easy Script (Comm)	\$36.57
64	Accounts RCV (Comm)	\$36.57
20/64	Numeric Keypad (Cardco)	\$34.96
64	Totl Text	\$33.96
64	Totl Speller	\$29.96
64	Typing Strategy	\$27.96
64	Totl Business	\$72.96
64	Accounts Pay (Comm)	\$36.57
64	General Ledger (Comm)	\$36.57

S & H \$2.50 First Item \$1.00 ea. added item - All prices U.S. funds
C.O.D. (Cash Cert) U.S. only add \$1.75 - N.Y. add sales tax

We accept MasterCard or VISA

PHONE-DIAL 64

DIALS TOUCH TONE PHONE AUTOMATICALLY

Using your Commodore 64
WITHOUT A MODEM

Access by phone any device
reactive to touch tone.

Save time when dialing long
multi-digit numbers.

Generate/Call a permanent
file of names and numbers.

Automatically generate/dial
sequential/random numbers

AN IDEAL TIME SAVER FOR SPEED DIALING:

Church/Club, Crime Watch,
Random Sales/Announcements,
and other interesting uses.

DISK: (1541, 4040, 8050)

ONLY — \$24.50

INPUT SYSTEMS, INC.
25101 S. W. 194 Ave., Dept W
Homestead FL 33031,
Phone (305) 245-3141

Commodore 64
is a trademark of Commodore Electronics

```

8180 ch$=chr$(147):rem clr/home
8190 m1$="Press P to Pause"+rt$+"Press Q to Quit."
8200 m2$="Print the text <y/n/q>"
8210 m3$="Printer Secndy address"
8220 m4$="CBM printer <y/n>"
8230 m5$=rt$+"END OF FILE-HIT A KEY"
8240 :
9000 rem"*****
9010 rem" * MAIN MENU SETUP *
9020 rem"*****
9030 :
9040 ifpeek(65532)<>34then9070:rem vic
9050 poke36879,248:printchr$(158):ct=20
9060 goto9100
9070 ifpeek(65532)<>226then9100:rem c64
9080 poke53280,bc:poke53281,fc:rem 64 colors
9090 sa=0:p=0:ct=64:bl=16:sl=16
9100 :
9110 printchr$(14);chr$(144);ch$;rn$;
9120 print"THE NEWSLETTER EDITOR";
9130 ifct=20thenprint" ";:goto9150
9140 print
9150 printrn$;"by Colin F. Thompson";
9160 ifct=20thenprint" ":rem 1 space
9170 print:print:printcc$;"Read a File From"
9180 print"Which Word Processor?":print
9190 print"1. Quick Brown Fox"
9200 print"2. Word Manager"
9210 print"3. SpeedScript"
9220 print"4. Totl.Text"
9230 print"5. Paper Clip CTL Z"
9240 print"6. Paper Clip CTL S"
9250 print"7. EasyScript"
9260 print"8. WordPro 3+"
9270 print"9. HES / Page Mate":print
9280 printrn$;"10. Exit Program "
9290 printrn$;"11. Cursor Color "
9300 ifct=20then9350:rem vic20
9310 printrn$;"12. Screen Color "
9320 printrn$;"13. Border Color "
9350 print:input"Which Number";a
9355 ifa>13then9110
9360 ifa<7thenonagoto360,1000,2000,5070,5130,5290
9370 ifa>6thena=a-6
9380 onagoto5190,5240,5000,9400,9500,9470,9440
9390 goto9110
9400 list 20- :rem you change this #
9410 close4:close8:close1:printm5$;
9420 geta$:if a$=""then9420
9430 goto9110
9440 ifct<>64then9120: rem color changes
9450 bc=bc+1:ifbc>blthenbc=0
9460 poke53280,bc:goto9110
9470 ifct<>64then9110
9480 fc=fc+1:iffc>slthenfc=0
9490 poke53281,fc:goto9110
9500 ifcc>7thenc=0
9505 cc=cc+1
9510 onccgosub9530,9540,9550,9560,9570,9580,9590,9600
9520 goto9110

```

GET THE MOST OUT OF YOUR COMMODORE-64 OR VIC-20 COMPUTER



ALSO AVAILABLE:
3 outstanding Music Albums to go with Synth-64
Classical Christmas and Rag/Sing Along
See below


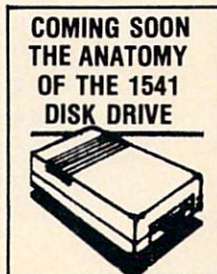
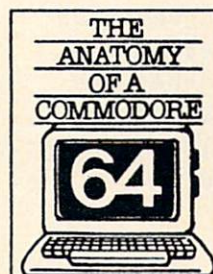


CHART PLOT-64
PLOTTER SUPPORT:
AMDEK
Hewlett Packard
Houston Inst.
STROBE
Sweet-P
Roland DG



ULTRABASIC-64...Add 50 commands: graphics, music, TURTLE and game features. Tutorial, demo plus. **TAPE \$39.95 DISK \$42.95**

SYNTH-64... Sets the standard for all of the rest. Best 64-synthesizer anywhere. Samples and manual. **CASSETTE \$29.95 DISK \$32.95**. Also available: 3 great companion music albums; **Classical, Christmas, and Ragtime Sing-Along**. **DISK \$12.95 Each**.

CHARTPAK-64... Professional quality pie, line and bar charts. Menu driven, interactive, hardcopy. **DISK \$42.95**

ZOOM PASCAL-64... Produces 6502 machine code for speed. Floating point, Integers, strings File handling. **DISK \$39.95**

SUPER DISK UTILITY-64... Speed copy 4 ways: Total, Bam, Append or File. Dump or modify sectors. More. **DISK \$22.95**

ASSEMBLER-MONITOR-64 High speed language development. Eleven function monitor. Screen editing of source file. **DISK \$32.95**

GRAPHICS DESIGNER-64... Menu-driven drawings, floor plans and illustrations etc.. Slide program capability. **DISK \$32.95**

TINY FORTH-64/20... Exciting language-low price. Powerful, extensible, 200 + word vocabulary. **TAPE \$24.95 DISK \$27.95**

CHARTPLOT-64... Same fine features as CHARTPAK-64 with high quality output to plotters. **DISK \$84.95**

POOL-64/20... Play Fullrack or nine ball using hires graphics. Vic-20 required 8K expander. **TAPE \$14.95 DISK \$17.95**

SCREEN GRAPHICS-64 Adds 24 hires, multicolor, sprite commands to 64-BASIC. Demo, tutorial and manual. **TAPE \$24.95 DISK \$27.95**

MERCURE-64... Simple, powerful file management with fast design, entry search report capabilities. Tutorial. **DISK \$32.95**

CHECKBOOK MANAGER-64 Simple check account maintenance. Optional screen or printer report and backup. **DISK \$22.95**

ANATOMY OF A COMMODORE-64 Complete guide. Full comment ROMS list, detailed internals, descriptions. **300 PAGE BOOK \$19.95**

MASTER-64... Full ISAM file management; powerful screen management; excellent printer generator; programmer's aid; BASIC 4.0 commands; machine language monitor; Software developers: NO RUNTIME ROYALTIES; With 150 page manual in three-ring binder **SOFTWARE ON DISK \$84.95**

*** DEALER INQUIRIES INVITED**

FREE CATALOG Ask for a listing of other Abacus Software for Commodore-64 or Vic-20

DISTRIBUTORS
Great Britain:
ADAMSOFT
18 Norwich Ave.
Rochdale, Lancs
01-788-8963
West Germany:
DATA BECKER
Merowingstr 30
4000 Dusseldorf
0211/312085
Belgium:
Inter. Services
AVGuillaume 30
Brussel 1160, Belgium
2-660-1447
Sweden:
TIAL TRADING
PO 516
34300 Almhult
476-12304

France:
Micro Application
147 Avenue Paul-Dourmer
Rueil Malmaison, France
1-732-9254
Australia:
CW ELECTRONICS
416 Logan Road
Brisbane, Queens.
07-397-0808

Canada East:
KING MICROWARE LTD.
5950 Cote des Neiges
Montreal, Quebec H3S 1Z6
514/737-9335
New Zealand:
VISCOUNT ELECTRONICS
306-308 Church Street
Palmerston North
63-86-696

AVAILABLE AT COMPUTER STORES, OR WRITE:

Abacus Software

P.O. BOX 7211 GRAND RAPIDS, MICH. 49510
For postage & handling, add \$1.50 (U.S. and Canada), add \$3.00 for foreign. Make payment in U.S. dollars by check, money order or charge card. (Michigan Residents add 4% sales tax).

FOR QUICK SERVICE PHONE 616-241-5510

VIC-20/C-64

MODEM

MFJ-1237

Circle No. 235

\$39⁹⁵



Tiny 2 3/4 x 2 3/4 x 1 in.

300 baud

Direct Connect

Originate/Answer • Full

Duplex • Carrier detect LED

World's lowest cost modem. High performance Texas Instrument single chip modem design.

Works for both VIC-20 and Commodore 64. Plugs into user's port. Use with single or multi-line phones. Plugs into telephone base.

300 baud. Direct connect. Originate/answer. Full duplex. Carrier detect LED. Crystal controlled.

Powered by computer. Aluminum enclosure.

Includes Basic listing of Terminal Program. Terminal Program available on tape, \$4.95 and cartridge, \$19.95. Specify VIC-20 or C-64.

Save VIC-20 Cartridge Programs on tape

MFJ-1256

\$39⁹⁵



Adapter board


lets you save VIC-20 cartridge programs on cassette tape and run them using 8K RAM board. Provides cartridge backup, eliminates plugging and unplugging cartridges and turning VIC-20 on and off.

Includes adapter board that plugs into expansion port and software to save and run cartridge programs on cassette tape. Requires 8K RAM board (not included).

RS-232 Interface for VIC-20/C-64

MFJ-1238

\$39⁹⁵



Provides RS-232 voltage conversion for

VIC-20/C-64 serial port. Use

RS-232 printers, modems, speech synthesizers and other RS-232 peripherals. Switch reverses transmit/receive lines for DTE or DCE operation. Use as null modem. Standard 25 pin RS-232 connector. Plugs into user's port. Powered by computer. 2 1/4 x 2 1/4 inches.

VIC-20 Capacitance Meter

Measure 100 pf to 100 Mfd. Includes calibration capacitor, software on tape and hardware interface.

MFJ-1258

\$29⁹⁵

Order from MFJ and try it. If not delighted, return within 30 days for refund (less shipping).

One year unconditional guarantee.

Order yours today. Call toll free 800-647-1800.

Charge VISA, MC. Or mail check, money order. Add \$4.00 each for shipping and handling.

CALL TOLL FREE . . . 800-647-1800

Call 601-323-5869 in MS, outside continental USA.

MFJ ENTERPRISES INCORPORATED

921 Louisville Road, Starkville, MS 39759

```

9530 cc$=chr$(5):return:rem white
9540 cc$=chr$(28):return:rem red
9550 cc$=chr$(30):return:rem green
9560 cc$=chr$(31):return:rem blue
9570 cc$=chr$(144):return:rem black
9580 cc$=chr$(156):return:rem purple
9590 cc$=chr$(158):return:rem yellow
9600 cc$=chr$(159):return:rem cyan
9610 return
9900 rem"*****
9910 rem"* Editor reads files from *
9920 rem"* many word processors and *
9930 rem"* display the text on the *
9940 rem"* screen or printer. The *
9950 rem"* printer's output is format-*
9960 rem"* ed and the right margin is *
9970 rem"* varied by the RM variable *
9980 rem"* in line 1. Use the CBM *
9990 rem"* PRINTER?=Y when possible. *
9999 rem"*****

```


ready.

This listing was printed on a DYNAX DX 15 letter quality printer at 12 pitch with a 15 pitch printwheel.

```

0=the number zero
o=the letter "oh"
1=the number one
l=the letter"ell"
""=a null character
" "= a space

```



COMMODORE 64™ OWNERS SCORE HIGH ON SAT

COMPUTER PREPARATION for the SAT®
\$79.95

Now Available for
Commodore 64



PROVEN TO INCREASE SCORES

Commodore 64 owners can now score higher on the crucial Scholastic Aptitude Test with the help of HBJ's best-selling COMPUTER PREPARATION for the SAT.

In less than ten hours of study students can increase their net scores by 50 points, according to a recent independent study.

INNOVATIVE IDEA

COMPUTER PREPARATION for the SAT combines the power of a comprehensive review textbook with the excitement of interactive computer software to help students score high on the SAT. Studying becomes FUN and challenging.

EACH PACKAGE CONTAINS

- 470-page textbook with important test-taking strategies.
- two double-sided diskettes
- 50-page easy-to-understand User's Manual

ALSO AVAILABLE FOR:

- Apple® • Atari® • IBM-PC® • IBM-PCjr® • TRS-80®

ORDER TODAY!

Ask for it at your local computer store or at leading bookstores or call

800-543-1918

for major credit card orders.
In California call: (619) 699-6335

Circle No. 247



HARCOURT BRACE JOVANOVICH

1250 Sixth Avenue, San Diego, California 92101

TELSTAR 64

Sophisticated Terminal Communications Cartridge for the 64.

PFO 10D 00D CP D1 D2 BELL 12:30:00 10:14:36
(TELSTAR's Status Line)

Don't settle for less than the best!

- Upload/Download to/from disk or tape.
- Automatic File Translation.
- Communicates in Industry Standard ASCII.
- Real-Time Clock plus Alarm Clock.
- Line editing capability allows correcting and resending long command lines.
- 9 Quick Read functions.
- Menu-driven.
- Similar to our famous STCP Terminal package.
- Works with Commodore Modems and supports auto-dialing.

The best feature is the price — **only \$49.95** (Cartridge and Manual)

Machine Language Monitor Cartridge for the CBM 64

More than 20 commands allow you to access the CBM 64's Microprocessors Registers and Memory Contents. Commands include assemble, disassemble, registers, memory, transfer, compare, plus many more.

Someday every CBM 64 owner will need a monitor such as this.

Cartridge and Manual — **\$24.95**

8K in 30 Seconds for your VIC 20 or CBM 64

If you own a VIC 20 or a CBM 64 and have been concerned about the high cost of a disk to store your programs or worry yourself no longer. Now there's the RABBIT. The RABBIT comes in a cartridge, and at a much, much lower price than the average disk. And speed — this is one fast RABBIT. With the RABBIT you can load and store on your CBM datasette an 8K program in almost 30 seconds, compared to the current 3 minutes of a VIC 20 or CBM 64, almost as fast as the 1541 disk drive.

The RABBIT is easy to install, allows one to Append Basic Programs, works with or without Expansion Memory, and provides two data file modes. The RABBIT is not only fast but reliable.

(The Rabbit for the VIC 20 contains an expansion connector so you can simultaneously use your memory board, etc.)



\$39.95

MAE NOW THE BEST FOR LESS!

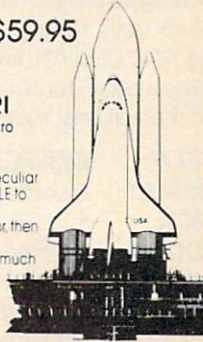
\$59.95

For CBM 64, PET, APPLE, and ATARI

Now you can have the same professionally designed Macro Assembler/Editor as used on Space Shuttle projects.

- Designed to improve Programmer Productivity
- Similar syntax and commands — No need to relearn peculiar syntaxes and commands when you go from PET to APPLE to ATARI
- Coresident Assembler/Editor — No need to load the Editor, then the Assembler, then the Editor, etc.
- Also includes Word Processor, Relocating Loader, and much more
- Powerful Editor, Macros, Conditional and Interactive Assembly, and Auto — zero page addressing

Still not convinced: send for our free spec sheet!



Eastern House

3239 Linda Dr.
Winston-Salem, N.C. 27106
(919) 924-2889 (919) 748-8446
Send for free catalog!

VISA®

MasterCard

Electronic Blackboard

By Maryanne Dodd

It's summertime and the living is easy. School is recessed for the year and no one wants to work during recess. In fact few kids would even want to think about education even if it is educational computing. But education does not have to be just reading, writing and arithmetic. There is another facet of learning that I like to think of as enabling skills. These are skills that are not directly connected to the three "Rs" but enable one to learn the basic skills of the three "Rs". The software that I'm reviewing this month are games that have educational or motivational value but they are so much fun that children will probably not even think of them as educational software.

MATCHBOXES from **BRODERBUND** is a concentration type game that is sure to captivate anyone from six to sixty. It is lively and it is exciting and it provides practice using visual and auditory discrimination and memory.

BRAIN STRAINERS from **CAROUSEL** may not strain your brain but the three games contained in this package are sure to stretch your memory skills and maybe even sweep away some of the summer cobwebs.

Also from **CAROUSEL** is my new friend 'TELLY TURTLE'. 'TELLY TURTLE' introduces computer literacy and a beginning LOGO type programming.

And lastly from **DAVKA**, I have **SAMSON AND DELILAH**, an action game based on the Biblical story that would make a terrific motivational tool.

TITLE: **MATCHBOXES**

FORMAT: Diskette/Cassette

PRICE: \$29.95

MODEL: Commodore 64

AUDIENCE: Ages six through adult

SUMMARY: Memory and concentration game featuring sound and graphics.

SOURCE: **BRODERBUND SOFTWARE, INC.**

17 Paul Drive
Rafael, CA 94903
(415) 479-1170

Back in the heyday of television quiz games, one of the longest running and most popular was a show called **CONCENTRATION**. I can remember watching as a child and trying to out guess the contestants. Since then many board games and simplified computer games have been modeled after the television game. **MATCHBOXES** from **BRODERBUND** is a lively adaptation of **CONCENTRATION** that adds some new computerized bells and whistles.

GET YOUR THINKING CAPS ON

MATCHBOXES offers four game variations: **MATCHBOXES**, **GUESSWORD**, **REVERSEWORD**, and **SCRAMBLEWORD**. It may be played by two people or one player against the computer. If the computer is chosen as an opponent there are three levels of difficulty—easy, hard and very hard.

The simplest **MATCHBOXES** game consists of a grid of thirty six squares, four vertical and nine across. Initially all of the squares are blank. Using a joystick the players move an "X" to uncover the boxes. If two identical boxes are uncovered, the player scores two points and gets another turn. If no match is made the other player is given a turn. There are two wildcards hidden somewhere on the screen. The winner is the player with the most points at the end of the game.

The other three games have words concealed behind the boxes. If two people are playing, each enters a word containing two to six letters at the start of the game and the opponent is given a chance after each match to guess the word by analyzing the visible parts. If one person is playing, the computer enters a word for the player to guess. The winner of the game is the first person to correctly guess the word. If neither player guesses the word before all of the possible matches, the winner is the player with the highest number of points. There are three variations of wordgames—**GUESSWORD**,

REVERSEWORD, and **SCRAMBLEWORD**. During **GUESSWORD** the chosen word in the correct sequence is hidden behind the boxes. **REVERSEWORD**, which is a little harder, reverses the order of the letters of the word. The most difficult of the word-games is **SCRAMBLEWORD** which scrambles the letters of the word.

SOUND AND GRAPHICS

The sound and graphics used in **MATCHBOXES** are both excellent. There are three different screens or fifty four different matching parts of boxes. Behind each box is a colorful animated figure. There is a **PAC MAN** chasing a **GHOST**, a stick figure doing jumping jacks, cars racing, a top spinning and many more miniature, colorful figures. As each box is uncovered the computer plays a line of a familiar folk song such as: "Clementine", "I've Been Working On the Railroad", "Pop Goes the Weasel" and behind the wildcards there is always "Happy Birthday". The sound and graphics together are so remarkable that they would be worth watching without the game. I guarantee that no one will ever get bored with the screen activity.

EDUCATIONAL VALUE

The people at **BRODERBUND** have coined a new word to describe software such as **MATCHBOXES**. They call them "edutainment". Entertainment products with educational value. I like the concept. There is so much learning that requires more than the easily measured math and reading skills.

As in all concentration games, **MATCHBOXES** focuses on memory skills. The game requires perceptual and discriminatory memory skills to make matches. Some of the pairs are so similar that they require more discrimination than others. For example there are two fireworks displays with one exploding outward and the other exploding inward and several of the scenes are the same except for color and melody. During the word-games players must visualize the whole

word from analyzing a part and be able to enter the letters in the correct sequence on the keyboard. As an extra bonus, spelling and vocabulary words could be used for the wordgames.

My family has really enjoyed MATCH-BOXES. It is fun as a one player against the computer and it is also one of those games that adults can play with younger children and be challenged without being bored. I would highly recommend this game as family "edutainment."

TITLE: BRAIN STRAINERS
FORMAT: Diskette

MODEL: Commodore 64
AUDIENCE: Age five and above

SUMMARY: A set of three memory games designed to increase auditory and visual discrimination.

SOURCE: CAROUSEL SOFTWARE, INC.
877 Beacon St.
Boston, WA 02215
(617) 437-9419

CAROUSEL is an educational software company that makes it their motto to produce high quality software that is both educational and entertaining. The games found in BRAIN STRAINERS were designed by Bob Stewart, a professional software engineer with fifteen years experience. They are games that he has played with and tested on his own children. The package contains three games—CLEF CLIMBER, FINDERS KEEPERS, and FOLLOW THE LEADER. All of the games may be played by one to four players.

CLEF CLIMBER

CLEF CLIMBER is an auditory skill game designed to increase the players' ability to discriminate between two musical tones. The object of the game is to mimic the note played by the computer by the use of a joystick or the "i,j,k,m, keys" on the keyboard. The players may choose whether to hear the notes simultaneously, in alternating sequence, or one time only. If the player is good and wants to really make the game challenging he can choose a time limit to enter a response. The players also have the option of choosing whether the notes will sound as though they are emitted from a brass horn or a piano keyboard. When the player thinks that he has found a matching tone he pushes the joystick button and the correct note, along with his choice, is displayed on a musical staff on the keyboard.

CLEF CLIMBERS is an innovative way to practice auditory discrimination. The

game requires an exactness that will promote good listening skills. As an added bonus players will also be introduced to musical notation and gain practice in reading notes on a musical staff.

FINDERS KEEPERS

The second game of the series is a computerized concentration cardgame. The players choose a screen consisting of a grid where cards are laid out as in solitaire. Difficulty depends upon the size of the grid chosen. Players have the option of choosing from a grid of four cards across and four down, up to a grid of eighteen cards across and eight down. The object of the game is to make matches by moving a window over the cards and exposing the character graphics underneath. The winner is the player that obtains the most matches and the highest score. At the end of the game "YOU DID IT" flashes across the screen and the winner is congratulated with a line from the Hallelujah Chorus.

Playing FINDERS KEEPERS is definitely a way to increase concentration and visual memory skills. The game offers enough variety in the size of the grids so that younger children or people with poor visual memory skills or discrimination skills can enjoy the game while older more ex-

perienced players can enjoy the challenge of the largest grid.

FOLLOW THE LEADER

FOLLOW THE LEADER is a Commodore 64 version of the hand held computer game SIMON, from MILTON BRADLEY. As in the hand held game there are four colored triangles, each of which has a different tone characteristic. The object of the game is to copy the sequence displayed by the computer. The computer starts by blinking one of the triangles and sounding a tone. Each time the player enters a correct response the computer adds another triangle/sound to the sequence. The players may choose the maximum number of patterns from one to forty that they want in each sequence.

This game stresses the development of sequential memory by providing the players with both a visual and auditory stimuli.

SOUND AND GRAPHICS

All three of these games employ sound and graphics that are suitable to the learning concepts that are being emphasized. The screens are colorful and well illustrated without being busy or distracting. Color is used efficiently and it is obvious

NOTHING CAN UPGRADE THE KEYBOARD OF YOUR C-64 LIKE THE MAGNACOMP-64 INTEGRATOR CONSOLE



THE C-64 IS LITERALLY TRANSFORMED!!

- YOU INSERT THE ENTIRE KEYBOARD INTO THE LARGER, MORE SUBSTANTIAL HOUSING.
- NUMERIC DATA-PAD IS BUILT IN (HARD WIRED, NO SOFTWARE REQUIRED.)
- A FULLY ENCLOSED COMPARTMENT HIDES ALL THE WIRES, ROOM IS PROVIDED FOR 80 COLUMN CARDS, EXPANSION, ETC.
- FOUR SURGE/SPIKE PROTECTED AND GROUNDED RECEPTACLES ARE INTERNALLY PROVIDED, WITH A HEAVY-DUTY CORD.
- UNIT IS COLOR-MATCHED TO THE NEW MSD HIGH SPEED DISK DRIVE, SO AS TO PROVIDE A HANDSOME COMBO.

AVAILABLE FROM
ARKAY/MAGNACOMP
1319 E. CALIFORNIA
GLENDALE, CA 91206
(213) 242-8598

VISA AND MASTERCARD
ACCEPTED FOR PHONE ORDERS
DEALER AND DISTRIBUTOR INQUIRIES INVITED
SEND FOR OUR FREE
6 PAGE CATALOGUE



The Banner Machine™

For the Commodore 64 (3 extra fonts available). For the VIC-20 with 24K memory (2 extra fonts available). • Use on any Gemini or Epson MX with Graftrax or the FX and RX printers. Also Commodore 1525E and Banana with the C-64. • Menu-driven program operates like a word processor. • Makes signs up to 13" tall by any length. • Makes borders of widths up to 3/4". • 8 sizes of letters from 3/4" to 8" high. • Proportional spacing; Automatic centering; Right and left justifying. • \$49.95 Tape or Disk (Specify computer equipment)

For the Commodore 64:

Space Raider An amazing arcade simulation. Your mission is to destroy the enemy ships. \$19.95

CTRL-64 Permits listing of C-64 programs on non-Commodore printers. Lists control symbols in readable form. Tape or disk \$24.95

Microbroker Exciting, realistic and educational stock market simulation. \$34.95 Tape or Disk

Preschool Educational Programs ABC Fun and 123 Fun have bright color and action. Each \$14.95

Formulator A scientific calculator for repetitive arithmetic computations. Save formulas. Ideal for chemistry, physics, or engineering students. \$39.95

MUPOS Create a file of up to 9 basic programs from keyboard/tape/disk and run each program selectively. Combine programs. Renumber BASIC lines. Note pad, and more. Tape or disk \$29.95

Screendump Print a copy of the C-64 screen by pressing two keys. This machine-language program is compatible with most software. \$19.95

Cardinal Software™
 Virginia Micro Systems, 13646 Jeff Davis Hwy., Woodbridge, VA 22191
 Phone (703) 491-6502
 Ask for our free catalog
Commodore 64 and VIC 90 are registered trademarks of Commodore Electronics Ltd.

27K EXPANSION PLUS MACHINE LANGUAGE MONITOR

VIC-20®
USERS



27K Memory Expander

- MACHINE LANGUAGE MONITOR ON EPROM WITH ASSEMBLER/DISASSEMBLER
- SWITCH SELECTABLE CONFIGURATION
- WRITE PROTECT IN DIVIDUAL 8K RAM BLOCKS
- EXPANSION CONNECTOR ACCEPTS GAME CARTRIDGES
- SYSTEM RESET SWITCH
- FUSE PROTECTED
- GOLD PLATED CONNECTORS
- 3 — ROM/EPROM SOCKETS

- V20-27K Assembled and tested \$169.95
- V20-27K-1 Bare board, case, Machine Language Monitor EPROM, all misc. hardware — less semiconductors \$59.95
- V20-27K-2 Bare board, Case, Machine Language Monitor EPROM \$39.95

® Registered trademark of Commodore Electronics Limited

Send Check or Money Order plus \$ 3.00 shipping and handling. Washington residents add 7.8% sales tax.

DALCO P.O. Box 1294
Everett, WA 98206

that the author paid attention to small details in choosing the designs that would appeal to a wide range of skill and age levels.

FAMILY ENJOYMENT

BRAIN STRAINERS is software that can be enjoyed by the whole family. It is the type of game that requires thinking power and concentration. I can easily picture this being the game that children could talk grandparents into playing with them. I am sure that both age groups would be fascinated. I would recommend it as a low key game that requires thinking power instead of joystick manual dexterity.

TITLE: TELLY TURTLE
FORMAT: Diskette/Cassette

MODEL: Commodore 64
AUDIENCE: Ages five through twelve
SUMMARY: An abbreviated LOGO type language emphasizing turtle graphics and sound.

SOURCE: CAROUSEL SOFTWARE, INC.
 877 Beacon St.
 Boston, MA 02215
 (617) 437-9419

Hello, did you know that you can have a friend named TELLY TURTLE living inside of your computer? He comes complete with his own play yard and bag of tricks and is just waiting for you to play with him, as he shows you some of his tricks and lets you teach him how to do some tricks that you have designed. All that you have to do to release TELLY inside your computer is to load in the TELLY TURTLE program from CAROUSEL.

Actually TELLY TURTLE is a simplified game derivative of LOGO that utilizes the joystick and icons for programming turtle graphics and simple sounds.

PROGRAMMING LEVELS

There are four levels of programming capability with each level building upon the preceding one. Level one, the simplest level, introduces TELLY and allows the student to make TELLY turn right or left, change colors to green, yellow or red and play two musical tones. All commands during levels one and two are executed in the immediate mode.

Level two introduces the concept of iteration, that is specifying the number of times an action is to be repeated.

Real programming gets underway in level three. The student is now able to enter several commands, change their sequence and debug his program before he directs TELLY to perform the actions.

The last level teaches the novice programmer how to do subroutines and to

store his programs on either diskette or cassette for future recall. Also contained in level four are some storage bins that contain clever demonstrations that can be studied, modified and used in subroutines for other programs or as screens for TELLY games.

DOCUMENTATION

Even though TELLY TURTLE is very user friendly it still helps to have some written directions for those people who need the security of reading before they jump right into the programming play yard. CAROUSEL has provided a detailed twenty four page manual that will guide a beginning computer user every step of the way. Interspersed in the lesson for each level are suggestions for using the concepts learned at each level.

EDUCATIONAL VALUE

Even though TELLY TURTLE appears to the child to be a neat program that allows them to draw pretty pictures and manipulate the cute little green fellow around the screen, it is a programming language. As with any language the programmer must utilize logical thinking, problem solving and organizational skills. Programming TELLY TURTLE is so simple that nonreading kindergarteners (with limited adult initial instruction) can soon be building programs and putting TELLY through his paces. But on the other hand, the graphic capabilities are sophisticated enough that the older children will be fascinated with the intricate geometric designs and graphic pictures that they can create with TELLY. All users will increase their awareness of direction, spatial relationships and measurement while the more mature user will deductively discover some of the laws that govern geometry. Since there are no rules for playing with TELLY, you can't make him go the wrong way, children of all ages will be encouraged to use their imagination and creative abilities.

TITLE: SAMSON AND DELILAH
FORMAT: Diskette/Cassette
PRICE: \$24.95
MODEL: Commodore 64
AUDIENCE: Ages ten and above
SUMMARY: Arcade action game based on the Biblical story of Samson and Delilah.
SOURCE: DAVKA CORPORATION
 845 N. Michigan Avenue
 Suite 843
 Chicago, Illinois 60611
 (800) 621-8227

DAVKA is a Software House that produces quality educational and entertain-

ment software that is based on Bible and/or Hebrew History. One of their newest releases is SAMSON AND DELILAH, an action game, that derives its scenario from the story of Samson in the book of Judges.

GAME DESCRIPTION

Upon loading the program, there are several screens giving the background information detailing the Biblical story of Samson, much like the start of an adventure game. Then the player is given choices on the type of obstacles and speed to set up the game.

The game is a joystick controlled action game with levels displayed on the screen. The object of the game is to move Samson from the sixth floor of the Temple to the foundation pillars and thus defeat the Philistines. Sounds easy, doesn't it? Not so. Remember the story of Samson? He was some fierce warrior and life was not easy for him. Along the way to the pillars there are several obstacles. There are gray, green, yellow and red guards that must be either avoided or whacked with a jawbone if one is available. Also there is a lion roaming one of the levels and he has to be dealt with. Then there is Delilah, an encounter with either her or her fiery scissors can only lead to disaster.

Unlike the Biblical Samson who had only one life, the players are given three lives or chances to make it to the Temple Pillars. The difficulty of the game is controlled by the options chosen at the start. The players have a choice of twelve options that determine the speed of the game, day or night setting, types of guards, types of scissors, and pits and secret doors. Players can choose one or all of the options for any game.

After three attempts, the game ends and you are given a score that reflects the number of obstacles successfully encountered and a spirit rating such as: "Spirit is Sleeping" or "Spirit is Incredible."

When I was given this game to review, I opened it not knowing quite what to expect. After trying it with very little success I thought, Oh, well, I'm stuck with a sleeping spirit, what can you expect at my age. So I left the game out for my teenage babysitter and his spirit was not incredible; in fact, it wasn't even noble. Later I showed the game to some other "arcade experts" and the general consensus was that the game was definitely challenging and worthy of their attention.


SOUND AND GRAPHICS

The sound and graphics are both very well done. The music accompanying the opening of the game is an enchanting melody written in a minor key. During the

game the typical computer sounds signal the approaching obstacles or disastrous conditions. The graphics are done effectively using good color and a combination of sprites and character graphics.

EDUCATIONAL VALUE

SAMSON AND DELILAH should really be classified in the entertainment software category, but it does have limited educational value especially as a motivational tool. Having taught Sunday School a number of years, I know how hard it is to get the attention of boys in the upper elementary and junior high school age groups. They feel that they have heard all the lessons a hundred times and know everything. SAMSON AND DELILAH would definitely stop their groans about "sissy" games and have them clamoring for their turn at the computer. Who knows after finding that the story of Samson is exciting, some of them just might decide that they would like to learn more about some other Biblical heroes and start doing some studying and reading on their own. One thing I'm sure of is that they would long remember the details and the plot long after playing the game. Another thought that I have is that SAMSON AND DELILAH offers an alternative to the arcade game for those that are tired of seeing gorillas fall off of ladders.



AN INEXPENSIVE SYSTEM FOR AUTOMATIC DETECTION, SURVEILLANCE, OBSERVATION AND RECORDING OF HUMAN ACTIVITY

WITH THE COMMODORE COMPUTERS

This report describes how to automatically detect, observe, and record human activity with a VIC-20 or Commodore 64 computer using a variety of inexpensive sensors located throughout the observation area.

Report, documentation, demo programs, and catalog \$39.95
 Demo Sensor Variety Pack: magnetic, photo, heat, pressure, sound-sensor, etc. \$49.95
 Demo Interface Kit: Allows 63 inputs. Leaves user and expansion port free. With software on tape. \$39.95

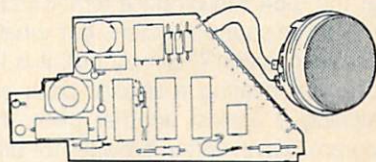
SUPERVISION OF THE HOUSEHOLD WITH YOUR COMMODORE COMPUTER

A VIC or C-64 computer plus some \$2.00 Radio Shack parts, some Salvation Army Thrift Store junk, and a speech synthesizer can transform your home into a computer supervised household.

This system can monitor most human, animal, environmental, and mechanical activity in the home and yard. It automatically creates (without keyboard entries) a daily diary of those activities. It reminds household members of tasks and behavior expected from them. Checks their performance, and punishes and rewards as necessary. For example: an electronic scale weighs the person and supervises the refrigerator door appropriately for weight and diet control.

Report, demo program, and documentation (including photos of system in actual operation) \$39.95

ULTRASONIC "RADAR" DETECTS AND MEASURES PRESENCE AND DISTANCE OF OBJECTS.



This locating system uses a unique electrostatic transducer to generate a short burst of inaudible high frequency sound. The sound travels out from the transducer in a narrow cone and reflects back to the transducer from objects in its path. The same transducer is then used to receive this reflected sound energy and convert it to an electrical signal. The VIC or 64 measures the time between the transmitted pulse and its echo and computes the distance.

SENSITIVITY: Senses objects as small as a flower stem.

RANGE: 10 inches to 35 feet.

RESOLUTION: 1/8 inch below 10 feet.

PROVEN VERSATILITY:

The combination of small size and keen precision has made the non-computer version ideal for such diverse applications as robotics, liquid level measurement, security, aids for the handicapped, electronic tape measure, vehicle back-up sensor and occupational safety. The VIC20/C64 version promises even more.

IDENTIFIES PERSONNEL BY THEIR HEIGHT.

Ceiling mounted unit recognizes family members by differences in their height.

Ranging module and manual. \$99.95

\$79.95

VIC-20/C64 Interface kit & tape. . . \$99.95

"wired and tested" \$119.95

Manual and extensive documentation \$19.95

Automated Training Systems

7906 34th Avenue Southwest
 Seattle, WA 98126

Phone (206) 935-7032 (206) 935-2697
 information recording orders only

The Music Instructor

by Robert Parr

Inspiration sometimes comes from the strangest places. For instance, my junior high school band director explained to me the rigors of keeping his band in tune, and jokingly asked me to set up a computer to teach his students pitch recognition. The more I thought about it, the more the idea appealed to me. The results are as follows.

PROGRAM OPERATION

"Okay," you're probably saying, "I know that the C-64 can produce terrific sound on its three sound registers, but what is 'pitch recognition'?" Simply put, it is the process of hearing a specific pitch and matching it against another pitch. The program I have written provides for practice in two different forms of pitch recognition—interval identification and intonation. In music, an interval is the difference in pitch between two tones. For example, the interval between a "C" and a "G" is equal to five, while a "C" and a "B" make up a seventh.

The intonation routine involves the finer aspect of pitch recognition—the ability to bring one tone exactly into tune with another. In the program, you must increase or decrease the pitch of a random tone until it matches up with the other tone. It is difficult at first, but becomes easier with practice.

PROGRAM DESIGN

The program is structured as follows: Lines 10-20 contain the set up commands. The Title Menu is contained in lines 30-140. Lines 200-300 select the two pitches used in the intonation routine, and the intonation Menu is in lines 310-470. Lines 480-530 contain the subroutines that sound the two pitches. Lines 540-570 adjust the pitch of the second tone, and the two tones are compared for accuracy in lines 580-595. The intonation Menu is found in lines 660-780; the notes are played in lines 790-850, and the interval is tested by the routine contained in lines 860-910. The Data for the program is stored in lines 1000-1030.

```
10 POKE 53280,6:POKE 53281,15:PRINT "[b1k]"
20 PRINT "[clr]";FOR Z=54272 TO 54296:POKE
   Z,0:NEXT
30 PRINT TAB(10)"THE[MUSIC]INSTRUCTO
   R"
40 PRINT TAB(10)"===== ";P
   RINT
50 PRINT "[sp][rvs-on]1[rvs-off]-INTERVALS
   "
60 PRINT "[sp][rvs-on]2[rvs-off]-INTONATIO
   N"
70 PRINT "[sp][rvs-on]3[rvs-off]-EXIT"
90 PRINT:PRINT "[sp]WHICH";
100 INPUT M$
110 IF M$="1" THEN 600
120 IF M$="2" THEN 200
130 IF M$="3" THEN END
140 GOTO 20
200 Z=INT(RND(1)*37)+1
210 FOR Y=0 TO Z:READ C:NEXT
220 A=INT(C/256):B=C-(A*256)
230 Z=INT(RND(1)*41)-20
240 F=C+Z:D=INT(F/256):E=F-(D*256)
250 POKE 54296,15:POKE 54284,33:POKE 54285,3
   3
260 POKE 54277,33:POKE 54278,33
300 RESTORE
310 PRINT "[clr]"
320 PRINT TAB(15)"INTONATION"
330 PRINT TAB(15)"===== ";PRINT
340 PRINT "[sp][rvs-on]1[rvs-off]-PLAY[sp]1
   ST[sp]PITCH"
350 PRINT "[sp][rvs-on]2[rvs-off]-PLAY[sp]2
   ND[sp]PITCH"
360 PRINT "[sp][rvs-on]3[rvs-off]-PLAY[sp]B
   OTH[sp]PITCHES"
370 PRINT "[sp][rvs-on]4[rvs-off]-LOWER[sp]
   2ND[sp]PITCH"
380 PRINT "[sp][rvs-on]5[rvs-off]-RAISE[sp]
   2ND[sp]PITCH"
390 PRINT "[sp][rvs-on]6[rvs-off]-COMPARE[sp]
   P[sp]PITCHES"
400 PRINT:PRINT "WHICH";:INPUT N$
410 IF N$="1" THEN 480
420 IF N$="2" THEN 500
```

ASTRASOFT BASIC LOGO PILOT ASTRASOFT

```

430 IF N$='3' THEN 520
440 IF N$='4' THEN 540
450 IF N$='5' THEN 560
460 IF N$='6' THEN 580
470 GOTO 310
480 POKE 54276,33:POKE 54273,A:
POKE 54272,B
490 FOR T=1 TO 2000:NEXT:POKE 5
4276,32:GOTO 310
500 POKE 54283,33:POKE 54280,D:
POKE 54279,E
510 FOR T=1 TO 2000:NEXT:POKE 5
4283,32:GOTO 310
520 POKE 54276,33:POKE 54283,33
:POKE 54273,A:POKE 54272,B:
POKE 54280,D
521 POKE 54279,E
530 FOR T=1 TO 4000:NEXT:POKE 5
4276,32:POKE 54283,32:GOTO
310
540 F=F-3:D=INT(F/256):E=F-(D*2
56)
550 GOTO 500
560 F=F+3:D=INT(F/256):E=F-(D*2
56)
570 GOTO 500
580 IF F>C-2 AND F<C+2 THEN PRI
NT "VERY[sp]GOOD!":FOR P=
1 TO 2000:NEXT:GOTO 20
590 PRINT "OUT-OF-TUNE.":IF F
>C THEN PRINT "#2[sp]SHARP
.":FOR P=1 TO 2000:NEXT:GO
TO 310
595 PRINT "#2[sp]FLAT.":FOR P
=1 TO 2000:NEXT:GOTO 310
600 FOR Y=0 TO 7:READ C:NEXT
610 Z=INT(RND(1)*7):FOR Y=0 TO
Z:READ F:NEXT:I=Z+2:RESTORE
620 A=INT(C/256):B=C-(A*256)
630 D=INT(F/256):E=F-(D*256)
640 POKE 54296,15:POKE 54284,33
:POKE 54285,33
650 POKE 54277,33:POKE 54278,33
:ZZ=1
660 PRINT "[clr]"
670 PRINT TAB(15)"INTERVALS"
680 PRINT TAB(15)"=====":
PRINT
690 PRINT "[rvs-on]1[rvs-off]-
PLAY[sp]1ST[sp]NOTE"
700 PRINT "[rvs-on]2[rvs-off]-
PLAY[sp]2ND[sp]NOTE"
710 PRINT "[rvs-on]3[rvs-off]-
PLAY[sp]CHORD"
720 PRINT "[rvs-on]4[rvs-off]-
ENTER[sp]INTERVAL"
730 PRINT:PRINT "WHICH":;INPU
T N$
740 IF N$='1' THEN 790
750 IF N$='2' THEN 810

```



PROGRAMMING YOUR COMMODORE 64 IN BASIC

by Mario Eisenbacher

TUTORIAL: 7 EASY LEVELS

including PET Graphics, Sprites and Music
Autographed & Serialized

Highly Acclaimed!



Also for SX64
An Excellent Gift!

paperback: \$12(ppd) Published by Prentice-Hall

Name _____

Address _____

Autographed to: _____
(Name)

BASIC BYTE JUST MADE MANAGING YOUR STOCK PORTFOLIO EASIER

Introducing PORTFOLIO MANAGER by Basic Byte, a high-quality, easy-to-use software program for use on your Commodore 64 or VIC 20 (16K RAM) personal computer.

It's designed to eliminate hours of time consuming paperwork. And make it easy for you to handle your investments.

PORTFOLIO MANAGER lets you instantly update your stock's current value. Calculate gains and losses. Record dividends. Print reports. Even determine the price per share after your broker's commission. All you have to do is follow the easy, step-by-step instructions.

The price? Only \$29.95. And that makes PORTFOLIO MANAGER a great investment by itself.

You'll find PORTFOLIO MANAGER on tape or disk drive at your local dealer. Or call direct (313) 540-0655 or write P.O. Box 924, Southfield, MI 48037 and order yours today.



BASIC BYTE, INC.

```

760 IF N#=" '3' " THEN 830
770 IF N#=" '4' " THEN 860
780 GOTO 660
790 POKE 54276,33:POKE 54273,A:
   POKE 54272,B
800 FOR T=1 TO 2000:NEXT:POKE 5
   4276,32:GOTO 660
810 POKE 54283,33:POKE 54280,D:
   POKE 54279,E
820 FOR T=1 TO 2000:NEXT:POKE 5
   4283,32:GOTO 660
830 POKE 54276,33:POKE 54283,33
   :POKE 54273,A:POKE 54272,B:
   POKE 54280,D
840 POKE 54279,E
850 FOR T=1 TO 4000:NEXT:POKE 5
   4276,32:POKE 54283,32:GOTO
   660
860 PRINT:PRINT "ENTER[sp]INTE
   RVAL[sp](2-8)";:INPUT N#
870 IF VAL(N#)<>I THEN 890
880 PRINT "VERY[sp]GOOD!";:FOR
   PAUSE=1 TO 2000:NEXT:GOTO
   20
890 IF ZZ=3 THEN 900
895 PRINT "INCORRECT.[sp, 2 ti
   mes]TRY[sp]AGAIN.";:FOR P=1
   TO 2000:NEXT:ZZ=ZZ+1:GOTO
   660
900 PRINT "INCORRECT.[sp, 2 ti
   mes]THE[sp]INTERVAL[sp]WAS[
   sp]A[sp]VALUE[sp]OF[sp]";I
   ;"
910 FOR PAUSE=1 TO 2000:NEXT:GO
   TO 20
1000 DATA 1072,1204,1351,1432,16
   07,1804,2025,2145,2408,2703
   ,2864
1010 DATA 3215,3608,4050,4291,48
   17,5407,5728,6430,7217,8101
   ,8583
1020 DATA 1136,1275,1517,1703,19
   11,2273,2551,3034
1030 DATA 3406,3823,4547,5103,60
   69,6812,7647,9094

```



INFODISK The truly professional Data-base system for Commodore 64

- up to 180 fields per record
 - up to 2400 characters per record
 - 19 calculation functions
 - links to word processors
 - very easy to use
 - 6 applications included
- ONLY \$89.95

INFOTAPE — An interpretive tape system for virtually ANY data storage application \$29.95

UTILITY 64 — All BASIC 4.0 DOS commands for BACK-UPS etc. on one disk \$19.95

IEEE interface cartridge — enables you to use ANY Commodore disk drive or printer \$84.95

MD residents add 5% tax

Dealer inquiries invited.

Beaver Software Systems


PO Box 88

Cabin John, MD 20818

(301) 229-4082

Circle No. 203

(M)agreeable™



software

STOCK HELPER™

Commodore 64™

Stock HELPER is a tool to maintain a history of stock prices and market indicators on diskette, to display charts, and to calculate moving averages. Stock HELPER was designed and written by a "weekend investor" for other weekend investors.

Stock HELPER is available on diskette for:

\$30.00 (\$37.50 Canadian)

(Minnesota residents please add 6% sales tax)

plus \$1.25 shipping (1.55 Canadian)



(M)agreeable software, inc.

5925 Magnolia Lane • Plymouth, MN 55442

(612) 559-1108

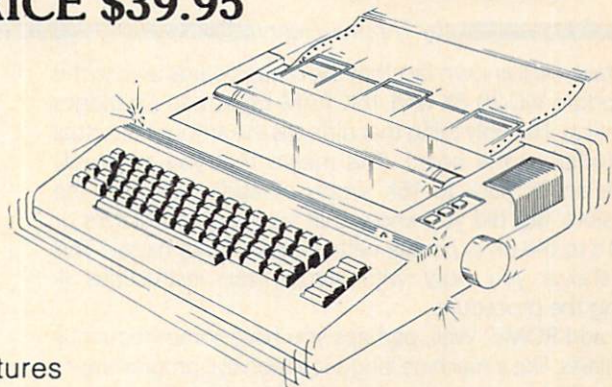
(M)agreeable and HELPER are trademarks of (M)agreeable software, inc.
Commodore 64 is a trademark of Commodore Electronics Ltd.

UNITE YOUR C-64 AND PRINTER WITH **PRINT-MASTER™**

SUGGESTED RETAIL PRICE \$39.95

CARTRIDGE

- Enhances the operation of a serial bus printer interface such as "Card-?" by Cardco, the "MV-302" by MicroWorld Electronics, or "The Connection" by Tymac.
- Does high resolution screen dumps in normal or reverse video with a single key stroke.
- Allows control over the many printer features either from the keyboard or from a BASIC program.
- But that's not all! Also included are a DOS wedge similar to DOS 5.1 and the UNNEW command, a PRINT-MASTER exclusive, allowing you to regain access to a BASIC program after a system RESET, a NEW command or a runaway program.
- PRINT-MASTER works with all Epson compatible printers.



RESET™ for your **Commodore Computer**

**SUGGESTED
RETAILPRICE
\$19.95**

- Completely re-initializes the Commodore computer's hardware and software.
- Recover from runaway or hung programs.
- Restart a cartridge without using the power switch.
- RESET without clearing memory.
- RESTORE your BASIC program with the UNNEW program (included).
- Save wear and tear on your computer caused by frequent power off and on.
- Plugs into the USER port and returns a User Port device.
- Quality push-button switch and PC board with all gold contacts.

DEALER INQUIRIES INVITED
INNOVATIVE PERIPHERAL SYSTEMS

10570 SW WALKER RD.
BEAVERTON, OR. 97005
(503) 684-0156



Modify Your 8K Cartridge to Include ROM's

by Thomas Henry

It's a fairly well known fact that the circuit boards used in the Commodore VIC-20 8K and 16K RAM Expansion Cartridges are identical. The only thing that differs is the amount of actual RAM stuffed in the board. This means that you can easily upgrade an 8K pack to 16K simply by adding chips in the empty slots. But did you know that you can add ROM's or EPROM's to the 8K expander with a minimum of hassle? This article shows you how with step-by-step instructions illustrating the procedure.

Why add ROMs? Well, perhaps you have some frequently used utilities, like a machine language monitor, programmer's aid, assembler or word processor. Wouldn't it be nice to have these available the minute you turn on your VIC-20? With ROM based programs this is possible and there's no more waiting for cassette decks or disk drives to do their thing! And if you're into software development for commercial applications this modification ought to appeal even more. Consider that it is possible to map 8K of RAM and 8K of ROM into the \$A000 region with this arrangement. You can carry out your software development in the RAM area and when you are certain that the program works correctly, you can then burn it into EPROM and plug it into the ROM compartment. Keeping in mind the cost of an 8K cartridge and the few parts needed to implement the design, this may well be the least expensive (albeit simple) development system around!

HOW THE RAM/ROM CARTRIDGE WORKS

The theory of this system is simple. We'll take an ordinary 8K RAM cartridge, add four sockets for the 2716 EPROM's and throw in a selector switch which will allow you to alternately

map the RAM or ROM into the \$A000 through \$BFFF region. This portion of the VIC-20's operating system is selected because the \$A000 region incorporates an unique auto-start feature which is particularly useful in ROM or EPROM applications. (See Nick Hampshire's THE VIC REVEALED, Hayden Book Company, 1982, pp. 102-103 for a description of this feature). Figure one shows the arrangement of the RAM, ROM and switch. Notice how the DPDT switch sends the BLK5 signal to either the RAM or ROM depending on its position. But equally important is the way that the +5V line is sent to the memory (either RAM or ROM again) which is to be deselected. Your immediate impression might be that a SPDT switch would suffice here, but it's crucial that the deselected memory chip enable line be pulled up to a solid +5V. Hence the DPDT switch. Incidentally, old electronic hands will recognize this switch arrangement as a standard polarity reverser.

There are, of course, several different areas into which ROM may be mapped on a VIC-20. While this article describes only one of them, the same principles apply to the rest. So, even if you have no immediate use for this modification, you may want to read on and see if what's said might apply to your own particular project.

By the way, economics and convenience play a major role in the usefulness of modifying an 8K cartridge to include ROM. Chances are, if you were to design a RAM/ROM board from scratch, you would end up spending more time and money than if you were to start with a factory built 8K expander. Those empty slots in the commercial unit sure are handy and just beg to be put to work!

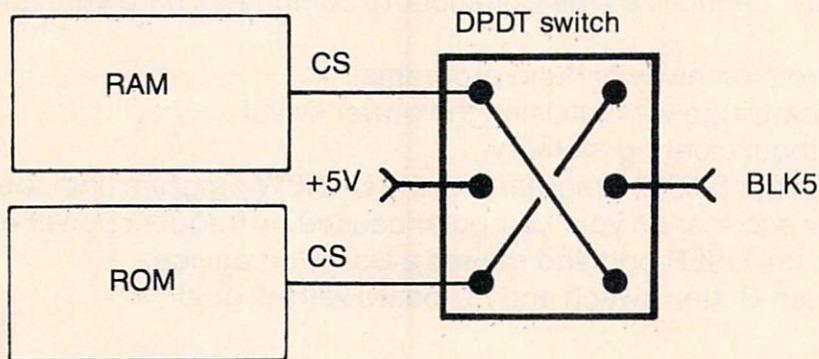



FIGURE 1

80 COLUMN PRINTER SALE—\$149.00*



COM-STAR T/F

Tractor
Friction
Printer

only **\$199****

• 15 Day Free Trial - 180 Day Immediate Replacement Warranty

- **Lowest Priced, Best Quality, Tractor-Friction Printers in the U.S.A.**
- **Fast 80-120-160 Characters Per Second • 40, 46, 66, 80, 96, 132 Characters Per Line Spacing**
- **Word Processing • Print Labels, Letters, Graphs and Tables • List Your Programs**
- **Print Out Data from Modem Services • "The Most Important Accessory for Your Computer"**

*STX-80 COLUMN PRINTER—\$149.00

Prints full 80 columns. Super silent operation, 60 CPS, prints Hi-resolution graphics and block graphics, expanded character set, exceptionally clear characters, fantastic print quality, uses inexpensive thermal paper! Best thermal printer in the U.S.A.! (Centronics Parallel Interface).

**DELUXE COMSTAR T/F 80 CPS PRINTER—\$199.00

The COMSTAR T/F (Tractor Friction) PRINTER is exceptionally versatile. It prints 8½" x 11" standard size single sheet stationary or continuous feed computer paper. Bi-directional, impact dot matrix, 80 CPS, 224 characters. (Centronics Parallel Interface).

Premium Quality—120 CPS COMSTAR T/F SUPER-10X PRINTER—\$289.00

COMSTAR T/F (Tractor Friction) SUPER-10X PRINTER gives you all the features of the COMSTAR T/F PRINTER plus a 10" carriage, 120 CPS, 9 x 9 dot matrix with double strike capability for 18 x 18 dot matrix (near letter quality), high resolution bit image (120 x 144 dot matrix), underlining, back spacing, left and right margin settings, true lower decenders with super and subscripts, prints standard, italic, block graphics

and special characters, plus 2K of user definable characters! The COMSTAR T/F SUPER-10X PRINTER was Rated No. 1 by "Popular Science Magazine." It gives you print quality and features found on printers costing twice as much!! (Centronics Parallel Interface) (Better than Epson FX 80).

Premium Quality—120 CPS COMSTAR T/F SUPER-15½" PRINTER—\$379.00

COMSTAR T/F SUPER 15½" PRINTER has all the features of the COMSTAR T/F SUPER-10X PRINTER plus a 15½" carriage and more powerful electronics components to handle large ledger business forms! (Better than Epson FX 100).

Superior Quality SUPER HIGH SPEED—160 CPS COMSTAR T/F 10" PRINTER—\$489.00

SUPER HIGH SPEED COMSTAR T/F (Tractor Friction) PRINTER has all the features of the COMSTAR SUPER-10X PRINTER plus SUPER HIGH SPEED PRINTING—160 CPS, 100% duty cycle, 8K buffer, diverse character fonts, special symbols and true decenders, vertical and horizontal tabs. RED HOT BUSINESS PRINTER at an unbelievable low price!! (Serial or Centronics Parallel Interface)

Superior Quality SUPER HIGH SPEED—160 CPS COMSTAR T/F 15½" PRINTER—\$579.00

SUPER HIGH SPEED COMSTAR T/F 15½" PRINTER has all the features of the SUPER HIGH SPEED COMSTAR T/F 10" PRINTER plus a 15½" carriage and more powerful electronics to handle larger ledger business forms! Exclusive bottom paper feed!!

PARALLEL INTERFACES For VIC-20 and COM-64—\$49.00 For Apple Computers—\$79.00

NOTE: Other printer interfaces are available at computer stores!

Double Immediate Replacement Warranty

We have doubled the normal 90 day warranty to 180 days. Therefore if your printer fails within "180 days" from the date of purchase you simply send your printer to us via United Parcel Service, prepaid. We will IMMEDIATELY send you a replacement printer at no charge, prepaid. This warranty, once again, proves that WE LOVE OUR CUSTOMERS!

Add \$17.50 for shipping, handling and insurance. WE DO NOT EXPORT TO OTHER COUNTRIES EXCEPT CANADA.

Enclose Cashiers Check, Money Order or Personal Check. Allow 14 days for delivery, 2 to 7 days for phone orders, 1 day express mail! Canada orders must be in U.S. dollars. VISA — MASTER CARD ACCEPTED. We ship C.O.D.

PROTECTO ENTERPRISES (WE LOVE OUR CUSTOMERS)

BOX 550, BARRINGTON, ILLINOIS 60010
Phone 312/382-5244 to order

Circle No. 34

SUPER-10"

ABCDEFGHIJKLMN OPQRSTUVWXYZ
ABCDEFGHIJKLMN OPQRSTUVWXYZ 1 2 3 4 5 6 7 8 9 0

4 Color 80 COLUMN Letter Quality PRINTER/PLOTTER

Super

\$99

1/2 PRICE
SALE



Special

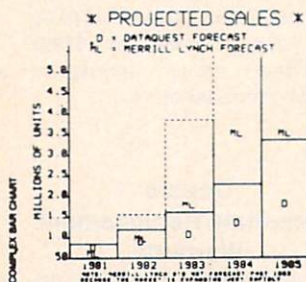
\$99

1/2 PRICE
SALE

• LOWEST PRICE IN U.S.A.

Commodore-64 & VIC-20

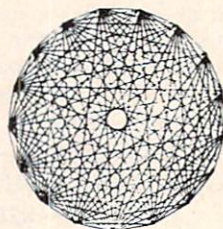
- List your programs • High resolution graphics for bar charts and geometric figures (like spirograph) • Plugs directly into VIC 20 and Commodore 64 — Interface included • Lowest cost letter quality printer in the country.



ACTUAL PRINT SAMPLES

UPPER CASE - ABCDEFGHIJKLMNOPQRSTUVWXYZ

LOWER CASE - abcdefghijklmnopqrstuvwxyz



At last you can list your programs (even control characters) and make beautiful high resolution graphics at an affordable price. This **80 column letter quality printer/plotter** is great for making complex bar charts for business plus fancy greeting cards and geometric designs. Great for homework too. **Everyone must have a 4 color printer plotter for their VIC-20 or Commodore-64. List \$199.00. Sale \$99.00.**

- LOWEST PRICES • 15 DAY FREE TRIAL • 90 DAY FREE REPLACEMENT WARRANTY
- BEST SERVICE IN U.S.A. • ONE DAY EXPRESS MAIL • OVER 500 PROGRAMS • FREE CATALOGS

Add \$10.00 for shipping, handling and insurance. Illinois residents please add 6% tax. Add \$20.00 for CANADA, PUERTO RICO, HAWAII orders. WE DO NOT EXPORT TO OTHER COUNTRIES.

Enclose Cashiers Check, Money Order or Personal Check. Allow 14 days for delivery, 2 to 7 days for phone orders, 1 day express mail! Canada orders must be in U.S. dollars. Visa - MasterCard - C.O.D.

PROTECTO
ENTERPRIZES (WE LOVE OUR CUSTOMERS)

BOX 550, BARRINGTON, ILLINOIS 60010
Phone 312/382-5244 to order



SANYO MONITOR SALE!!



9" Data Monitor

- 80 Columns x 24 lines
- Green text display
- Easy to read - no eye strain
- Up front brightness control
- High resolution graphics
- Quick start - no preheating
- Regulated power supply
- Attractive metal cabinet
- UL and FCC approved

- **15 Day Free Trial - 90 Day Immediate Replacement Warranty**

9" Screen - Green Text Display	*\$ 69.00
12" Screen - Green Text Display (anti-reflective screen)	*\$ 99.00
12" Screen - Amber Text Display (anti-reflective screen)	*\$ 99.00
14" Screen - Color Monitor (national brand)	*\$249.00
* PLUS \$9.95 for Connecting Cable.	

Display Monitors From Sanyo

With the need for computing power growing every day, Sanyo has stepped in to meet the demand with a whole new line of low cost, high quality data monitors. Designed for commercial and personal computer use. All models come with an array of features, including up-front brightness and contrast controls. The capacity 5 x 7 dot characters as the input is 24 lines of characters with up to 80 characters per line.

Equally important, all are built with Sanyo's commitment to technological excellence. In the world of Audio/Video, Sanyo is synonymous with reliability and performance. And Sanyo quality is reflected in our reputation. Unlike some suppliers, Sanyo designs, manufactures and tests virtually all the parts that go into our products, from cameras to stereos. That's an assurance not everybody can give you!



- LOWEST PRICES • 15 DAY FREE TRIAL • 90 DAY FREE REPLACEMENT WARRANTY
- BEST SERVICE IN U.S.A. • ONE DAY EXPRESS MAIL • OVER 500 PROGRAMS • FREE CATALOGS

Add \$10.00 for shipping, handling and insurance. Illinois residents please add 6% tax. Add \$20.00 for CANADA, PUERTO RICO, HAWAII orders. WE DO NOT EXPORT TO OTHER COUNTRIES.

Enclose Cashiers Check, Money Order or Personal Check. Allow 14 days for delivery, 2 to 7 days for phone orders, 1 day express mail! Canada orders must be in U.S. dollars. Visa - MasterCard - C.O.D.

PROTECTO
ENTERPRIZES (WE LOVE OUR CUSTOMERS)
 BOX 550, BARRINGTON, ILLINOIS 60010
 Phone 312/382-5244 to order



It's time for your computer to grow up.

VIC-20 EXPANDER SALE!

	LIST	SALE
• 8K RAM MEMORY EXPANDER (Free \$16.95 Game)	\$ 69.95	\$39.00
• 16K RAM MEMORY EXPANDER "CARDCO" (Free \$29.95 Adventure Game)	\$ 99.00	\$49.00
• 24K RAM MEMORY EXPANDER (Free \$29.95 Adventure Game)	\$159.00	\$59.00
• 32K RAM MEMORY EXPANDER (Expands to total memory to 57K (57,000 bytes))	\$199.00	\$75.00
• 3 SLOT "CARDCO" SWITCHABLE EXPANDER BOARD	\$ 39.95	\$29.00
• 6 SLOT "CARDCO" SWITCHABLE "CARDCO" RIBBON CABLE EXPANDER BOARD (Lifetime warranty)	\$ 99.00	\$49.00
• 40-80 COLUMN BOARD	\$ 99.00	\$59.00
• "CARDCO" PARALLEL PRINTER INTERFACE	\$ 99.00	\$69.00

VIC-20 WORD PROCESSOR SALE

1. "Write Now" Word Processor Cartridge! (Better than Quick Brown Fox) No disk drive or cassette player needed! Just plug in the "Write Now" cartridge. Easy to use and learn, has all the professional features: margin settings, editing word wrap, scrolling, search and replace, centering, page numbering, user defined characters, ascii code set that allows use of all printer features!! Includes a powerful mailmerge for mailing lists! List \$39.95 Sale \$34.95.

2. "H.E.S. Writer" Word Processor Cartridge! Full screen editing, scrolling up and down, word wrap, left and right justification, centering, page numbering, screen text preview and more! List \$39.95. Sale \$24.95.

3. "Total Text" Word Processor creates professional documents! Features include page numbering, right and left margins, paragraph control, upper/lower case, full screen editing, footnotes, etc.! (8K Ram required) Tape List \$34.95. Sale \$19.95.

4. "Total Labels" Mailing List! Keep and print mailing list labels with ease. Add change and delete labels, alphabetize, option to select any part of list. (8K Ram required) Tape List \$24.95. Sale \$14.95.

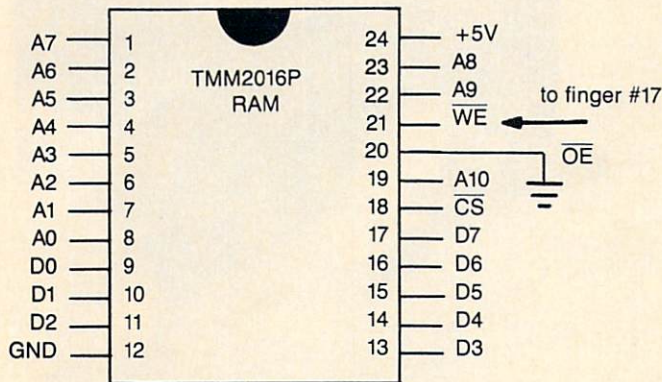

Add \$3.00 for postage. Add \$6.00 for CANADA, PUERTO RICO, HAWAII orders. WE DO NOT EXPORT TO OTHER COUNTRIES

Enclose Cashiers Check, Money Order or Personal Check. Allow 14 days for delivery. 2 to 7 days for phone orders. 1 day express mail! Canada orders must be in US dollars. We accept Visa and Master Card. We ship C.O.D.

PROTECTO

ENTERPRIZES (WE LOVE OUR CUSTOMERS)

BOX 550, BARRINGTON, ILLINOIS 60010
Phone 312/382-5244 to order



RAM pinout versus ROM pinout

FIGURE 2

One final detail needs to be hit before we can move on to the "how-to-do-it". If we are to make this modification work we need to know if the ROMs or EPROMs we intend to use are pin compatible with the RAMs already in the unit. Well, the answer is "almost". Refer to Figure two for a comparison of the TMM2016P RAM chip (the type already in the cartridge) with the 2716 (a common type of 2K EPROM). Notice how all of address lines, data lines, power lines, chip select lines and output enable lines are in identical locations. So far, so good!

In fact the only line which causes trouble is pin 21. On the TMM2016P, pin 21 functions as a read-write line. When this line is low, you may write to the chip and when it is high you may read from it. Now, on the 2716 this pin is used for programming purposes (hence its name "Vpp") and to accomplish a read this pin must be high. Since both chips require this pin to be high to accomplish a read, you may think that you can simply pop the 2716 in and it would work right away. In theory this is true, but unfortunately, pin 21 on the 2716 draws a hefty hunk of current, more than the VIC-20's RW line can provide. The only sensible way to conquer the problem is to pull this line high permanently. After all, we only want to read from it anyway, so this solution serves the purpose quite admirably!

PERFORMING THE MODIFICATION

Now that we have an idea of the general approach, let's see how to actually perform the modification. Let's get a few warnings out of the way:

1) Modifying your 8K cartridge voids your warranty with Commodore.

2) While the instructions included herein are believed to be accurate, neither the author of this article nor the publisher of this magazine can be held accountable for any mishaps. This information is provided to further the public's knowledge of the electronics of RAM cartridges and no warranty of any kind is to be inferred.

3) Some of the components in the 8K RAM cartridge are sensitive and can be easily destroyed by static electricity. Observe all normal grounding procedures. Do not wear clothes made of synthetic fibres and use a grounded soldering iron. Alternatively, if no grounded iron is available, unplug the unit from the wall momentarily while soldering any joint. This minimizes the occurrence of stray electrostatic fields.

4) If any of these steps make no sense to you, STOP! Get a friend or dealer more knowledgeable in electronics to complete the project.

While these four warnings may sound rather grim, actually the work is quite straightforward. As usual, the more experience in electronics that you've had, the easier the work will seem. I found one evening allowed plenty of time to complete the project.

To best execute this modification, it is essential to perform the various steps in the correct order. Here follows a checklist which should considerably simplify the task.

1) Remove the single screw which is to be found on the back side of the 8K RAM expander. See Figure three. Set aside for later re-assembly.

2) The cartridge is held together by two snap-lock type connectors located inside the cartridge and below the two slots on the cartridge back. To free these, slip the blade of a small screwdriver into one slot at a time and carefully pry backward. See Figure four. After freeing both connectors, firmly grasp one half of the case with each hand and lever apart. Be careful not to damage either of the plastic snap-locks. Refer to Figure five.

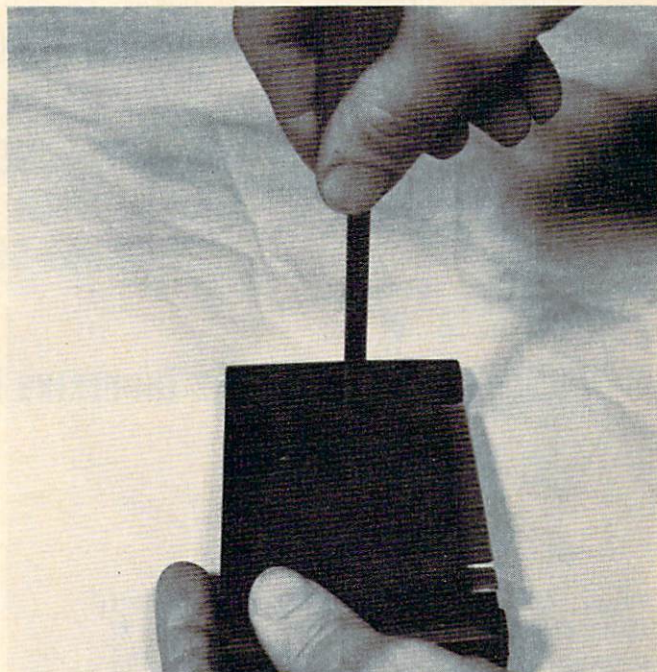


Figure 3

3) You should have three parts in your hands now: a case bottom, a case top and the circuit board. Set both case parts aside temporarily and concentrate on the circuit board.

4) Locate the dip switch assembly near the fingers of the circuit




Figure 4

board. Using a solder bulb and wick, carefully desolder and remove completely. You may throw this dip switch assembly into your junk box, for we won't be using it at all in the final design. Underneath the dip switch you should find a pad arrangement like that shown in Figure six. For reference sake, notice that these pads give us access to the RAM chip select, the ROM chip select, the +5V line and the BLK5 line. These are the four connections we need to implement the new switch assembly as shown in Figure one.

5) Still using the bulb and wick, remove the solder filler from the four empty twenty-four pin connectors. Refer to Figure seven. We will be installing the sockets for the 2716's here later on.

6) Likewise, remove the solder from the holes provided for the four decoupling capacitors. These are located at the head of each of the four empty regions mentioned in step 5. We will add capacitors here in a later step.

7) Refer again to Figure six. Using a sharp razor knife, carefully cut the bridge between the two pads as indicated. Exercise care not to slash either your fingers or the circuit board!

8) Using Figure eight as a guide, carefully cut the trace coming from pin 21 of integrated circuit U4. Note that the far side of this trace is not needed for anything further, but the side closest to pin 21 will be tied to another point in a later step. Call this point P.




Figure 5

SUPERIOR GRAPHICS EMPORIUM

P. O. Box 99715
Tacoma, WA 98499
(206) 845-5903

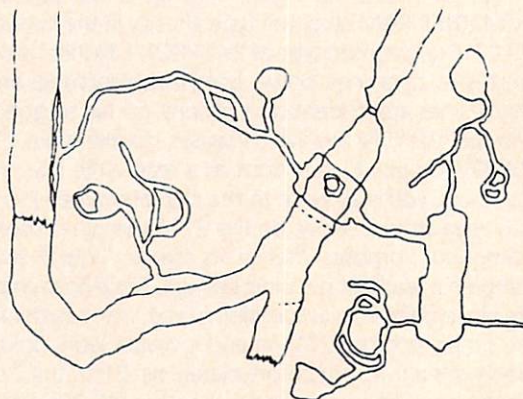
DEALER INQUIRIES INVITED



"SUPER SLOT"

Vegas action in your own living room. Start with 100 coins and work your way into riches (if you can). Great color, graphics, sound and Vegas action in this - an exciting game for your "64".

\$14.95 cassette; \$18.95 disk



"CAVERNS OF DOOM"

Explore the vast rooms, passages and mazes in this exciting adventure game. Trying to collect all of the treasures that you can, and travel through all 183 rooms to complete your venture.

\$24.95 cassette; \$28.95 disk

THE BEST C/64 SOFTWARE YOUR MONEY CAN BUY!

Circle No. 150

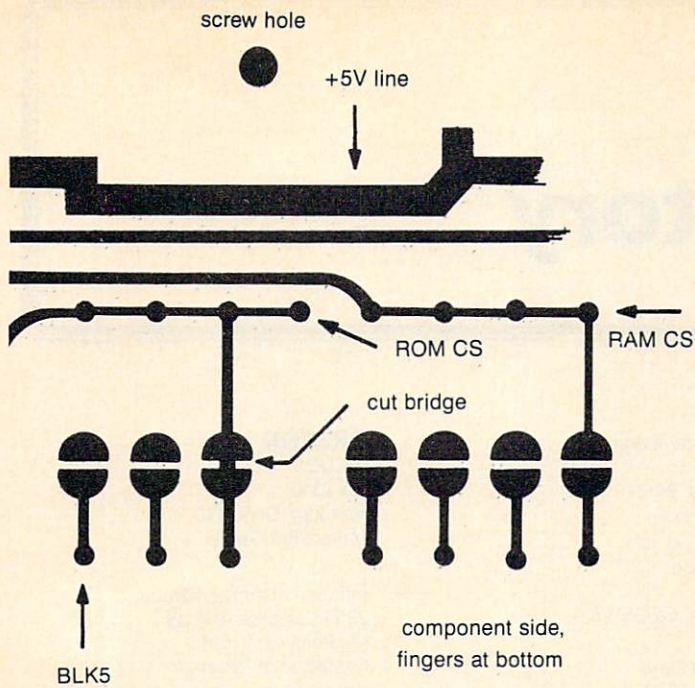


FIGURE 6

9) Now refer to Figure nine. Using the razor knife again, carefully cut the trace running to finger number 17. Note that the point closest to the finger is designated Q. We will connect point Q to P (as mentioned in step 8).

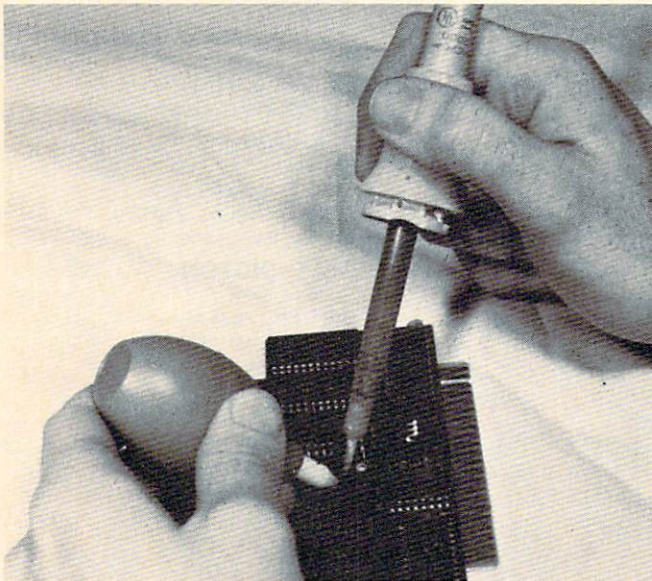


Figure 7

10) Using a piece of insulated hookup wire, connect points P and Q. Route the wire in such a way as to avoid obscuring the single screw hole in the circuit board and make certain that your solder joints are dainty and clean. Since the circuit board employs a solder mask, you will have to scrap it away slightly at both points P and Q before soldering. Use a razor knife for this purpose, but be careful not to cut into the board. The modification we have just performed insures that the RW line from the computer goes only to the RAM chips, not the ROM.

11) As mentioned earlier, the Vpp pins of the 2716 need to be tied to +5V. Refer to Figure nine again. Using a piece of bare bus wire, bridge the point indicated to the +5V line. Once

again, you will have to scrape a bit of the solder masking off to facilitate this. Keep your connection small since a socket will be mounted on top of this in the next step.

12) Install four low profile twenty-four pin sockets in the holes cleared in step 5. Use good soldering practices and avoid excessive heat which may cause traces to lift up or the sockets to melt.

13) Install four .01 mfd capacitors in the holes cleared in step 6. At this point your board should look like Figure ten.

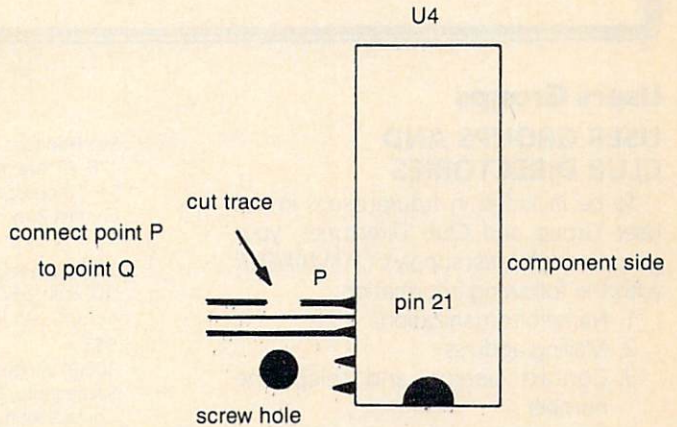


FIGURE 8

14) We can now install the switch, but just how you do this depends on the size and type of switch you locate. The 8K RAM package is housed in rather cramped quarters and I had trouble finding a DPDT switch small enough to mount in the plastic box. The solution I came up with is illustrated in Figure eleven. The switch is actually mounted on the outside of the box using epoxy cement to build up the region. The wires connecting to it run through a hole in the box right below where it is mounted as illustrated in Figure twelve. Although the affair looks strange, it does work well and the epoxy is as strong as the box. You're on your own here; pick the switch you intend to use and decide upon a mode of fastening it. After installing the switch, use a length of ribbon cable to connect the six terminals of the switch to the various pads illustrated in Figure six. Use Figure one as your master wiring guide.

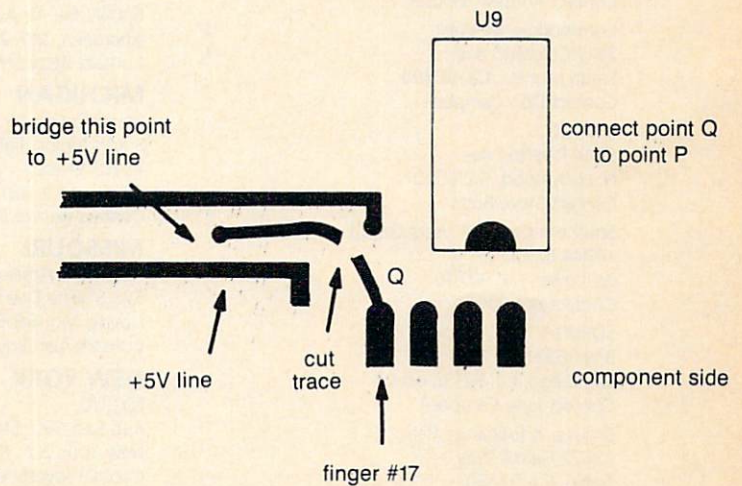


FIGURE 9

User Groups & Clubs Directory

Users Groups

USER GROUPS AND CLUB DIRECTORIES

To be included in future issues in the User Group and Club Directories, your group or club must supply *COMMANDER* with the following information:

1. Name of organization
2. Mailing address
3. Contact person and telephone number
4. Name of newsletter or publication
5. Special interests

Send your information to User Groups and Club Directories, *COMMANDER*, P.O. Box 98827, Tacoma, WA 98827.

ARIZONA

Commodore User Group
4578 Monarch Drive
Sierra Vista, Az. 85635
Contact Michael Stephany

CALIFORNIA

64 West
813 S. Curson Street
Los Angeles, Ca. 90036
Contact Karen McCamy
South Bay Commodore User Group
4707 162nd. Street
Lawndale, Ca. 90206
Contact Andrew Mouser
Commodore 64 West
2917 Colorado Ave.
Santa Monica, Ca. 90404
Contact Don Campbell
SFVUCG
5844 Riverton Ave.
N. Hollywood, Ca. 90601
Contact Steve Botts
Southern Ca. C-64 Users Group
14944 Bayou
Bellflower, Ca. 90706
Contact Bob Johnston
SDPUG
Box 86531
San Diego, Ca. 92138-6531
Contact Jane Campbell
64 User & Exchange Report
13622 Carroll Way
Tustin, Ca. 92680
Contact Lowell Ehrhardt
Sixty Fourum
P.O. Box 16098
Fresno, Ca. 93755
Contact John Damiano

San Francisco Commodore U.G.
178-27 Ave. #103
San Francisco, Ca. 94121
Contact Roger Tierce

20/64 Users Group
P.O. Box 18473
Contact San Jose, Ca. 95158
SC3
10004 Vanguard Drive
Sacramento, Ca. 95827
Contact John Zacharias

CONNECTICUT

Fairfield County U.G.
P.O. Box 212
Danbury, Ct. 06810
Contact Linda Retter

FLORIDA

Commodore Computer Club
P.O. Box 9726
Jacksonville, Fl. 32208
Contact David Phillips

GEORGIA

Liberty Commodore U.G.
P.O. Box 973
Hinesville, Ga. 31313
Contact Jeanette Burger

HAWAII

20/64 Hawaii
98487 Koauka Loop #804
Aiea, Hi. 96701
Contact Ted Clay

MARYLAND

Compucats
680 W. Bel Air Ave.
Aberdeen, Md. 21001
Contact Betty Schueler

MICHIGAN

South Computer Club
South Junior High School
45201 Owen
Bellevue, Mi. 48111
Contact Ronald Rupert

MISSOURI

Northland Amateur Radio Assoc.
528 Skyline Drive
Liberty, Mo. 64068
Contact Alan Boyer

NEW YORK

NYCUG
436 East 69th Street
New York, NY. 10021
Contact Joycelyn Woods

NORTH DAKOTA

CCND
1607 Reno Drive
Bismark, ND. 58501
Contact James G. Allen

OREGON

USCUG
Box 2310
Roseburg, Or. 97470
Contact Rich Tsukiji

Jefferson State User Group
2355 Camp Baker Road
Medford, Or. 97501
Contact John Newman

PENNSYLVANIA

Westmoreland C.U.G.
3021 Ben Venue Drive
Greensburg, Pa. 15601
Contact Jim Mathers
8**2 Commodore Users
P.O. Box 76
Mt. Holly Springs, Pa. 17065
Contact J.A. Skelton

TEXAS

Commodore Houston User Group
8738 Wildforest
Houston, Tx. 77088
Contact John Walker

VIRGINIA

Tidewater
4205 Westchester Circle
Virginia Beach, Va. 23452
Contact Joel Crabbe

WASHINGTON

Bunch A Bytes
4916 121st Place NE
Marysville, Wa. 98270
Contact Joey Miller

WYOMING

64 Users Group
3311 Sutherland Drive
Gillette, Wv. 82716
Contact Jerry Hughes

NATIONAL USER GROUPS

National VIC-20 User Group
P.O. Box 34575
Omaha, Ne. 68134
Contact George Kaywood

United States Commodore Users Group
P.O. Box 2310
Roseburg, Or. 97470
Contact Rich Tsukiji

Toronto Pet Users Group
1912A Avenue Road, Suite 1
Toronto Ontario Canada M5M 4A1
Contact Chris Bennett

Explorations with Assembly Language

by Eric Giguere

This month we're going to sidetrack from our current discussion of the KERNAL and take a look at a useful application of an assembly language routine. We're going to dissect a program I created called Screen Dump, which dumps (copies) a high-resolution picture from the 64 to a 1525 printer. Its actual use is detailed elsewhere in *COMMANDER*, in the accompanying article "SCREEN DUMP 64".

THE PROBLEM

I wanted to dump some of my hi-res pictures to the printer so I decided to create my own program. This was not as easy as it sounds. The 1525 (or MPS 801) has a hi-res mode (dot-addressable graphics is the proper term) but it differs from the way hi-res pictures are stored in the 64's memory. As you can see by looking at Figure 1, one printer line is 480 dots (pixels) wide by 7 dots high. You're probably saying that because a hi-res picture is 320 pixels wide by 200 pixels high it should be easy to copy the picture to the printer. If a hi-res picture was stored in the same fashion as the printer prints its graphics—left to right, 1 dot wide and 7 dots high—this would be true. But if you take a look at Figure 2, you'll see that it's not. It shows the memory arrangement for a hi-res picture. As would be expected, the first 8 pixels of the picture are stored in the first byte of picture memory (each bit in the byte represents one pixel). The next byte should hold the 8 pixels to the right, true? False. The next byte (byte 2) holds the 8 pixels underneath the first 8, and the third holds the 8 underneath those, and so on, until we reach the ninth byte. Instead of holding the eight pixels underneath the eighth byte, it holds the eight pixels to the right of the first byte.

In effect, the first eight bytes hold all the pixels from 0,0 to 7,7 (values are given in the format X,Y and usually start from 0 instead of 1). The next eight bytes hold the pixels from 8,0 to 15,7 and so on. When

the right side of the screen is reached 8 is added to the Y-value and the cycle starts over with an X-value of 0. If this isn't enough, we can't send a full byte to the printer at once, since it will only print 1 dot horizontally and 7 vertically at a time. We are forced to send the separate bits one at a time, in the proper order. Not an easy task!

THE PROGRAM

Program 1 is my solution to the problem (actually an incomplete solution). When it prints out a hi-res picture, it only prints the first seven pixels down, skipping the eight (see Figure 3). Why do I do this? Mainly because it makes keeping track of where we are in memory much easier. If we printed each and every pixel in the picture the program would be beyond the scope of this column.

FIRST STEPS

We first have to define all the memory locations and values we will be needing. Lines 3 to 8 of the listing take care of this. Two KERNAL routines are going to be used in this program: CHROUT and STOP. CHROUT is the routine that outputs a character to the device currently OPENed (in our case it will be the printer) and STOP is the routine that checks to see if the STOP key is being depressed. We will use XLO and XHI to keep track of our X-location (we need two bytes because there are 320 pixels horizontally) and YLOX to keep track of our Y-location. Finally, OUT is the character we'll send to the printer.

INITIALIZATION

Lines 10 to 12 store the first eight powers of 2 into memory, as we'll be needing them later. Now comes the program. First we initialize the Y-pointer and then the X-pointer. The Y-pointer will only be cleared once but the X-pointer will be cleared each time we start a new printer line. Lines 19 to 24 are used to adjust the

left margin of the printout by printing a number of blank dots before the picture. The X-register is decreased until it is less than zero, after which it will branch to NEWCOL. Otherwise it will print a blank dot (128 to the printer) and then loop back. As it's set right now the program won't print any blank dots before the picture but a POKE to \$034F would change that. SCREEN DUMP 64 does that to control the margin.

MAIN CODE

The main code of the program resides in lines 25 to 44. These take a value from memory, AND it with a value from the powers of 2 table at the beginning and store this in OUT. The AND makes sure we get the bit we want. We check to see if the byte equals zero or not and set the carry accordingly, rotating it through OUT. This will properly set the bits in OUT so that the printer can print the picture. The EOR #\$FF reverse the picture (changing this to an EOR #\$00 leaves it unchanged) and the ORA #128 is needed to make sure the printer doesn't take our byte as a command. JSR CHROUT sends the character to the printer, after which we check to see if we have finished all eight bits in the bytes. If not, we jump back to INITX and repeat the process.

After we're finished sending that 8 by 8 block of pixels we bump up the pointer at NEXTBYT by 8 as well as the X-pointer. If we've reached \$140 (320) we send a carriage return to the printer and increase the Y-pointer, checking to see if we have finished all 200 pixels down (25 lines). If not, we start over, but if we are finished, the program resets the pointer at NEXBYT to \$6000 and does an RTS.

CONTROL POINTS

One thing about this program is its flexibility. By changing several locations the screen dump can be modified. Location 847 (\$034F) controls how many blank pix-

FIGURE 2

Byte1	Byte9
2	10
3	11
4	12
5	13
6	14
7	15
8	16
321	329

FIGURE 3

Hi-res Picture	Screen Dump
•	•
○	○
•	•
•	•
8	1st 7
•	Only
○	•
•	•
•	•

els are to be printed before the actual dump. Location 885 (\$0375) controls whether the picture will be printed in reverse or not. A 255 here reverses the picture and a 0 leaves it as is (try using values in between and see what happens). The last modification you can do, and perhaps the most important, is to change the starting address for the screen dump. Locations 866 (\$0362) and 960 (\$03C0) have to hold the low-byte of the address and locations 867 (\$0363) and 955 (\$03BB) must hold the high-byte. As the program is listed it will dump a picture from location \$6000, the start of a standard KoalaPad picture. To output other pictures you simply change the proper locations, as in SCREEN DUMP 64.

OPEN THE FILE

Before you can use Screen Dump you must open a file to the printer, tell it to go into graphics mode and then direct all output to this file. Doing this from assembly language is a hassle, so do it from BASIC first. Before activating Screen Dump type the following:

```
OPEN 4,4:PRINT#4,CHR$(8)::CMD4
```

This will set everything up and you can now do a SYS 836 to activate the routine.

ERROR, ERROR!

Before leaving this month's column I want to note an error that appeared in the EDIT/ASM updates on page 124 in the March issue of *COMMANDER*. Line 3190 should read "THEN Y=2", not "THEN Y=1". Also, you should change line 3235 in the assembler to read "IFT 5" instead of "IFT 4". I hope these are the final updates and corrections! Commodore 64 owners who find their version of EDIT/ASM too slow for their needs can now purchase the new EDIT/ASM II from Abacus Software (in Canada contact King Microware Ltd.). Not only is it faster (it's compiled), but I've added some new commands and included a 60-page manual to help you use the program. Best of all, it's completely compatible with your old EDIT/ASM disk files. Unfortunately, EDIT/ASM II will not work on the VIC, but if there is enough demand for a VIC version perhaps I will publish one.

NEXT MONTH

Next month we'll get back to our explorations of the KERNAL and talk about printing characters to the screen and getting input from the user. Any questions or comments can be sent to me at: Eric Giguere, c/o *COMMANDER* Magazine, P.O. Box 98827, Tacoma, WA 98498.

FILENAME: SCREEN_DUMP.OBJ

LINE	ADDR	CODE	LABEL	OPC	OPERAND	COMMENTS
0001	0330			ORG	\$0330	
0002	0330					
0003	0330		CHROUT	EQU	\$FFD2	;OUTPUT CHARACTER
0004	0330		STOP	EQU	\$FFE1	;CHECK STOP KEY
0005	0330		XLO	EQU	250	;X-POSITION LOW BYTE
0006	0330		XHI	EQU	251	;X-POSITION HIGH BYTE
0007	0330		YLOC	EQU	252	;Y-POSITION
0008	0330		OUT	EQU	253	;OUTPUT VALUE
0009	0330					
0010	0330	80 40 20	TABLE	BYT	128,64,32	
0011	033F	10 08 04		BYT	16,8,4	
0012	0342	02 01		BYT	2,1	
0013	0344					
0014	0344	A9 00		LDA	#0	;INITIALIZE Y-POINTER
0015	0346	85 FC		STA	YLOC	
0016	0348	A9 00	NEWLIN	LDA	#0	;INITIALIZE X-POINTER (NEW LINE)
0017	034A	85 FA		STA	XLO	
0018	034C	85 FB		STA	XHI	
0019	034E	A2 00		LDX	#0	;PRINT BLANK SPACES BEFORE
0020	0350	CA	NEXTSP	DEX		;ACTUAL SCREEN DUMP
0021	0351	30 07		BMI	NEWCOL	;IF X<0 THEN LEAVE
0022	0353	A9 00		LDA	#128	;PRINT BLANK CHARACTER
0023	0355	20 02 FF		JSR	CHROUT	
0024	0358	D0 F6		BNE	NEXTSP	
0025	035A	A0 00	NEWCOL	LDY	#0	;START NEW 8-BIT COLUMN
0026	035C	A2 00	INITX	LDX	#0	
0027	035E	8A		TXA		
0028	035F	85 FD		STA	OUT	;CLEAR OUT
0029	0361	8D 00 60	NEXBYT	LDA	\$6000,X	;GET BYTE
0030	0364	39 3C 03		AND	TABLE,Y	;MASK PROPER BIT

```

0031 0367 18          CLC
0032 0368 F0 01      BEQ CHECK
0033 036A 38          SEC                ;IF ACC<>0 THEN SET CARRY
0034 036B 56 FD      ROR OUT                ;MOVE CARRY INTO OUT
0035 036D E8          INX
0036 036E 08 08      CPX #8                ;8 BITS YET?
0037 0370 10 EF      BNE NEXBYT
0038 0372 A5 FD      LDA OUT                ;GET OUTPUT CHARACTER
0039 0374 49 FF      EOR #$FF           ;REVERSE IT (#0 = NO REVERSE)
0040 0376 09 00      ORA #128            ;MAKE SURE HIGH BIT IS ON
0041 0378 20 D2 FF   JSR CHROUT           ;SEND IT OUT
0042 037B C8          INY
0043 037C C0 08      CPY #8                ;DONE ALL 8 HORIZON. BITS?
0044 037E D0 D0      BNE INITX
0045 0380          ;
0046 0380 20 E1 FF   JSR STOP                ;CHECK STOP KEY
0047 0383 F0 35      BEQ QUIT
0048 0385          ;
0049 0385 18          CLC
0050 0386 AD 62 03   LDA NEXBYT+1
0051 0389 69 08      ADC #8                ;ADD 8 TO SCREEN POINTER
0052 038B AD 62 03   STA NEXBYT+1
0053 038E AD 63 03   LDA NEXBYT+2
0054 0391 69 00      ADC #0
0055 0393 AD 63 03   STA NEXBYT+2
0056 0396 18          CLC
0057 0397 A5 FA      LDA XLO
0058 0399 69 08      ADC #8                ;DO THE SAME FOR X-POINTER
0059 039B A5 FA      STA XLO
0060 039D A5 FB      LDA XHI
0061 039F 69 00      ADC #0
0062 03A1 A5 FB      STA XHI
0063 03A3 A5 FA      LDA XLO                ;CHECK X-POINTER TO SEE IF
0064 03A5 C9 40      CMP #$40            ;IT HAS PASSED $140
0065 03A7 90 B1      BCC NEWCOL
0066 03A9 A5 FB      LDA XHI
0067 03AB F0 AD      BEQ NEWCOL
0068 03AD A9 0D      LDA #$0D            ;IT HAS. PRINT A RETURN
0069 03AF 20 D2 FF   JSR CHROUT
0070 03B2 E6 FC      INC YLOC          YCHECK
0071 03B4 A5 FC      LDA YLOC
0072 03B6 C9 19      CMP #$19            ;CHECK TO SEE IF DONE 25 LINES
0073 03B8 D0 8E      BNE NEWLIN
0074 03BA A9 50      LDA #$50            ;RESTORE OLD VALUE
0075 03BC AD 63 03   STA NEXBYT+2        ;TO POINTER
0076 03BF A9 00      LDA #0
0077 03C1 AD 62 03   STA NEXBYT+1
0078 03C4 60          RTS

```

ASSEMBLY COMPLETE.

SYMBOL TABLE:

CHROUT--\$FFD2	STOP---\$FFE1	XLO----\$00FA	XHI----\$00FB	YLOC---\$00FC
OUT----\$00FD	TABLE--\$033C	NEWLIN-\$0348	NEXTSP-\$0350	NEWCOL-\$035A
INITX--\$035C	NEXBYT-\$0361	CHECK--\$036B	YCHECK-\$03B2	QUIT---\$03BA

PROGRAM START: \$033C PROGRAM END: \$03C5

Screen Dump 64

By Eric Giguere

A Commodore 64 armed with a KoalaPad and the Koala Painter program can provide an amazing foray into the world of computer graphics. This is also true of the many other computer "drawing" programs on the market. But once you've created your masterpiece and have it safely stored away on disk, what do you do? You can't very well show off the disk, saying "I made that" or carry your computer with you. The best way to impress others would be to have a printed copy of your creation. You can do this by either 1) buying a commercial program, or 2) typing in Screen Dump 64.

REQUIREMENTS

If you want to use Screen Dump 64 you're going to need three things: a Commodore 64, a disk drive, and a 1525 or MPS-801 printer. You can even use a different brand of printer if you have an interface that emulates a 1525. Type in the program accompanying this article and save it on disk, in case you made an error typing it in. You are now ready to try out the program, so make sure you have a hi-res picture handy.

THE MENU

When you RUN the program the screen will clear and a menu will appear. Screen Dump 64 has eight options, all (except the last) being accessed by pressing one of the function keys on the right side of the computer. The function keys allow you to load and print a picture, change picture tabbing, print the picture in reverse and get a disk directory. To quit the program simply hit the letter 'Q' (if this is done accidentally, simply RUN the program again). Let's take a look at the options.

F1-DUMP PICTURE

Hitting F1 causes the hi-res picture currently in memory to be copied or "dumped" to the printer. Pressing any key interrupts the printing and returns you to the menu. Use the other function keys to set the options you want before printing.

F2-PICTURE SPACING

F2 is used to specify the number of "dots" to move before printing the picture, allowing you to print it anywhere on the page. The old value will be displayed and you will be asked to input the new value (if you don't want to change it simply re-type the old value). Six dots is equivalent to one normal printed character, so to move the picture 5 characters to the right you would enter a value of 30 ($5 \times 6 = 30$). A value of 0 will print the picture flush with the left margin.

F3-REVERSE ON/OFF

Typing F3 controls whether or not the picture will be printed in reverse (black changed to white and white changed to black). Initially reverse mode is turned on so hit F3 to turn it off and press a key to return to the menu. To turn it back on simply hit the F3 key once more.

F4-DISK DIRECTORY

This option lists all the programs on disk in case you forget the name of your picture. Pressing the space bar returns you to the menu while holding down a key freezes the listing until you release it.

F5-LOAD KOALAPAD PICTURE

This option loads a picture created with the Koala Painter program into memory. When it asks you to enter the name of the picture, type in the appropriate letter of the alphabet, a space and the rest of the name. For example, to load PIC B EXAMPLE you would first hit F5 and see this prompt:

PIC ()

The '()' represents the cursor, so just type in the sequence 'B EXAMPLE' and press RETURN. Once loaded the picture will be displayed on the screen so that you may verify that it is the proper picture. Press the SHIFT key and release it to return to the menu. (The display routine was taken from the Koala Painter manual.)

F7-LOAD OTHER PICTURE

This is exactly the same as F5 except that it allows you to load in pictures other than

ones created with Koala Painter. You will be prompted for the complete name and once the picture is loaded you will be returned to the main menu (there are so many different methods of storing the pictures in memory that it would be impossible to include display routines for each and every one).

Be sure to use option F8 before dumping pictures loaded in this fashion.

F8-CHANGE DUMP ADDRESS

A KoalaPad picture is stored in memory starting at location 24575 but pictures loaded with option F7 may be stored elsewhere. Hit F8 and enter the address where the first byte of the picture is stored. The old value will be displayed for you at the top of the screen. If you don't want to change it simply re-enter it as the new value and press RETURN. Program 2 can be used to find the starting address of most high-resolution pictures. Simply load and run it, entering the name of the picture you want checked. Jot down the value and use it when you re-load Screen Dump 64. For example, the hi-res picture "KAREN" that comes on the C64 demo disk starts out at 8192. Load it with F7 and then use F8 to change the dump address to 8192. Figure 1 is the result of that dump.

LIMITATIONS

Although Screen Dump 64 is quite versatile, it is also somewhat limited. If you take a close look at the examples I've included you'll notice how squat the pictures seem. This is because the program will only print the first 7 out of every 8 pixels (dots) down the screen (to find out why you can turn to this month's "Explorations With Assembly Language"). Since pictures are 200 pixels high, in effect you lose 25 of these in the printout, resulting in that "pancake" look.

HOW IT WORKS

The actual work of Screen Dump 64 is done by a small assembly language routine I created (for an explanation of

You can't beat for super selections... low, low prices

COMMODORE 64

ACCESS	
Neutral Zone (T/D)	\$27.95
Sprite Master (T/D)	27.95
Beach Head (D or T)	27.95
BARRONS	
Computer SAT (D)	63.95
BATTERIES INCLUDED	
Paper Clip (D)	72.00
The Consultant (D)	99.00
BLUE SKY	
The Last One (D)	79.95
Script 64 (D)	63.00
BRODERBUND	
Choplifter (C)	29.95
Midnight Magic (D)	27.95
Bank Street Writer (D)	55.95
Lode Runner (D)	27.95
Spare Change (D)	27.95
CARDCO	
Write Now (C)	39.95
Mailing List (D)	31.95
CBS (NEW LINE!!)	
Success w/Math-Addition (D)	19.95
Success w/Math-Mult. & Div. (D)	19.95
Success w/Math-Quadratic Equations (D)	19.95
Success w/Math-Linear Equa. (D)	19.95
Success w/Fractions-Add/Sub. (D/C)	19.95
Success w/Fractions-Mult./Div. (D/C)	19.95
Success w/Decimals-Add/Sub. (D/C)	19.95
Success w/Decimals-Mult./Div. (D/C)	19.95
Murder by the Dozen (D)	27.95
Match Wits (D)	23.95
Webster, The Word Game (D)	23.95
Time Bomb (D)	25.95
Time Bomb (C)	29.95
Peanut Butter Panic (D)	25.95
Peanut Butter Panic (C)	29.95
Ernie's Magic Shapes (D)	26.95
Ernie's Magic Shapes (C)	30.95
Big Bird's Special Delivery (D)	32.95
Big Bird's Special Delivery (C)	30.95
CONTINENTAL SOFTWARE	
The Home Accountant (D)	56.95
Tax Advantage (D)	47.95
Filing, Classify, Mailing (D)	39.95
CYMBAL	
Mathematics (D)	39.95
English/Spanish (D)	39.95
Science (D)	39.95
History/Geography (D)	39.95
Music (D)	39.95
Pre-Schooler (D)	39.95
D.L.M. (NEW LINE!!)	
Alligator Mix (Addition) (D)	27.95
Dragon Mix (Mult./Div.) (D)	27.95
Demolition Division (D)	27.95
Meteor Multiplication (D)	27.95
Minus Mission (D)	27.95
Alien Addition (D)	27.95

ELECTRONIC ARTS (NEW!!) (ARRIVING IN APRIL)

Pinball Construction Set (D)/Call us!	
M.U.L.E. (D)	
Worms? (D)	
Archon (D)	
Hard Hat Mac (D)	
Axis Assassin (D)	
Music Construction Set (D)	
Cut & Paste (W.P.) (D)	
Murder on the Zinderneuf (D)	
Financial Cookbook (D)	
D-Bug (D)	
Word Flyer (D)	
Tesseract Strategy (D)	
Dr. J & Larry Bird-One to One (D)	
The Seven Cities of Gold (D)	
Sky Fox (D)	
EPYX	
Temple of Apshei (D)	\$29.95
Upper Reaches of Apshei (D)	29.95
Curse of Ra (D)	14.95
Jumpman (D/T)	29.95
Sword of Fargoal (D/T)	23.95
Crush, Crumble, Chomp(D/T)	23.95
Jumpman Jr. (C)	29.95
Pit Stop (C)	29.95
Gateway to Apshei(C)	29.95
Dragonriders of Pern (D/T)	29.95
World's Greatest Baseball Games (D)	27.95
Fax (D)	23.95
Oil Barrons (D)	42.95
FUTUREHOUSE	
Complete Personal Accountant (D)	56.95
HANDIC	
Calc Result (easy) (C)	39.95
Calc Result (advanced) (D)	79.95
HAYDEN	
Sargon II (D) (Chess)	27.95
Sargon III (B.O.) (D)	39.95
Reversal (D)	27.95
Go (D)	27.95
Wargle (D)	27.95
Microscopic Journey (D)	27.95
Championship Golf (D)	19.95
Micro Addition (D)	23.95
Micro Division (D)	23.95
Micro Subtraction (D)	23.95
Micro Multiplication (D)	23.95
Shape up (NEW) (D)	23.95
Match Up (NEW) (D)	23.95
SAT Verbal (D)	31.95
SAT Math (D)	31.95
SAT Pre-Test (D)	15.95
HES	
Omni-Calc (D)	37.95
Multiplan (D)	79.95
Omni Writer & Speller (D)	55.95
Factory (D)	27.95
Cell Defense (D)	27.95
Missing Links (D)	23.95
Tri-Math (D)	27.95
Ghost Manor/Spike's Peak (D)	27.95
Minnesota Fats' Pool Challenge (C)	23.95
Rootin' Tootin' (C)	27.95
The Pit (C)	23.95
INFOCOM	
Infidel (D)	39.95

Enchanter (D)	\$39.95
Witness (D)	39.95
Planetfall (D)	39.95
Sorcerer (D)	47.95
INFODESIGNS	
Accts. Rec./Billing (D)	63.95
Accts. Pay./Checkwriting (D)	63.95
General Ledger (D)	63.95
Inventory Management (D)	63.95
Payroll (D)	63.95
KOALA	
Koala Pad w/Micro Illus.(D)	79.95
Koala Pad w/Micro Illus.(C)	87.95
Spider Eater (D)	23.95
Programmers Guide (D)	12.00
Logo Design (D)	31.95
LIGHTNING SOFTWARE	
Master Type (D)	29.95
MICRO LABS	
Dino Eggs (D)	27.95
Death in the Caribbean (D)	27.95
US Constitution (D)	27.95
High Rise (D)	27.95
The Heist (D)	27.95
MICRO SOFTWARE INTERNATIONAL	
PractiCalc 64 (D)	43.95
PractiCalc 64 (T)	39.95
MUSE	
Castle Wolfenstein (D)	23.95
ODESTA	
Chess 7.0 (D)	55.95
Checkers (D)	39.95
Odin (D)	39.95
How About A Game of Chess? (D)	23.95
ORIGIN	
Ultima III (D)	47.95
PRENTICE HALL	
Miner 2049'r (C)	29.95
PROFESSIONAL SOFTWARE	
Word Pro 3 Plus Spell (D)	79.95
Word Pro Spell Right (D)	39.95
QUICK BROWN FOX	
Quick Brown Fox (NEW) (D)	39.95
Quick Brown Fox (C)	39.95
SCARBURG	
Songwriter (D)	31.95
SCREENPLAY	
Pogo Joe (D)	19.95
Dunzhin (D)	23.95
Kaiv (D)	23.95
Wylde (D)	23.95
Ziggurat (D)	23.95
Asylum (D)	23.95
Playful Professional (D)	19.95
Ken Uston's Prof. Blackjack (D)	55.95
SIERRA/ON LINE	
Homeword (W.P.) (D)	39.95
Ultima II (D)	47.95
Wizard of Id (Typing) (NEW!) (D)	27.95
Home Word Speller (NEW!) (D)	39.95
Prisoner (D)	27.95
Championship Boxing (D)	23.95
Quest for Tires (D)	31.95
SPINNAKER	
Kinder Comp (D/C)	25.95
Facemaker (D/C)	29.95
Hey Diddle Diddle (D)	25.95
Alphabet Zoo (D/C)	27.95
Delta Drawing (C)	31.95
Rhymes and Riddles (D)	23.95
Fraction Fever (C)	27.95
Kids on Keys (D/C)	27.95
Story Machine (C)	31.95
Up for Grabs (C)	31.95
Cosmic Life (C)	27.95

In Search of The Most Amazing Thing (D)	\$31.95
Snooper Troops 1 (D)	31.95
Snooper Troops 2 (D)	31.95
Trains (D)	31.95
Aerobics (D)	35.95
Bubbleburst (NEW!) (D)	29.95
Air In Color Caves (D)	29.95
STRATEGIC SIMULATIONS INC.	
Computer Baseball (D)	29.95
Knights of the Desert (D)	29.95
Combat Leader (D)	29.95
Eagles (D)	29.95
Ringside Seat (D)	29.95
Pro TourGolf (D)	29.95
SUBLOGIC	
Night Mission Pinball (D)	29.95
Night Mission Pinball (C)	23.95
Flight Simulator (D)	37.95
SYNAPSE	
Fort Apocalypse (D/T)	26.95
Survivor (D/T)	26.95
Protector II (D/T)	27.95
Shamus (D/T)	27.95
Blue Max (D/T)	27.95
Pharaoh's Curse (D/T)	27.95
TAYLORMADE	
Touch Typing Tutor (T)	14.95
Touch Typing Tutor (D)	18.95
TIMWORKS	
Robbers of the Lost Tomb (D/T)	18.95
Money Manager (D/T)	18.95
Data Manager (D/T)	18.95
Inventory Management (D)	63.95
Sales Analysis Mgmt (D)	63.95
ORIGIN	
A/R Management & Checkwriting(D)	63.95
Programmer Kit No. 1 (D)	19.95
Electronic Checkbook (D)	19.95
Presidential Campaign(D/T)	19.95
Dungeons of the Algebra Dragons (D)	19.95
Cash Flow Management (D)	63.95
Data Manager II (D)	39.95
Swiftax (D)	39.95
Word Writer (D)	39.95
TOTL	
Totl Text 2.6 (T)	34.95
Totl Text 2.6 (D)	38.95
Totl Label (T)	18.95
Totl Label (D)	21.95
Time Manager (T)	29.95
Time Manager (D)	33.95
Research Assistant (T)	29.95
Research Assistant (D)	33.95
Totl Business (D)	79.95
Totl Speller (D)	27.95
Word Processing Pkg. (D)	63.95
Writer's Pkg. (D)	71.95
WAVE FORMS	
Music Calc I (D)	59.95
Music Calc II (D)	23.95
Music Calc Template I (D)	23.95
Music Calc Template II (D)	23.95
Music Calc Template Pro(D)	120.00
Hit Disk (D)	8.00
HARDWARE	
PRINTERS	
First Writer	399.00
Printer (Letter Quality)	650.00
CARDCO	
Cardprint G	74.95
Delta Drawing 5 Slot	56.95
Printer Utility Pkg. (T)	15.95
Printer Utility Pkg. (D)	23.95
Key Pad	31.95
D = Disk	T = Tape (or cassette)
C = Cartridge	B.O. = Back Ordered (delayed delivery)

TO ORDER: Send Certified checks, money orders, or use your Master or Visa Card and call **1-800-343-8019**. From inside New Hampshire call **(603) 542-6175**. Personal or company checks require two to three weeks to clear. All prices are subject to change without notice. SHIPPING CHARGES...All U.S. orders please add \$2.00 (for 1-100 pcs.) For C.O.D. add additional \$2.00 extra. 2-Day Air (UPS) add \$4.00 extra. CANADIAN ORDERS: \$5.00. ALL OTHER COUNTRIES: 15% of total sale, Air Mail only. Also all orders over \$100.00 must be insured at .35¢ per \$100.00. Customer must pay all duty taxes. Hours: Monday thru Saturday 8:00 to 10:00 Eastern Time.

look for us in "Run & Commander" magazines



CALL NOW • 1-800-343-8019 • TOLL FREE

UNIVERSAL SOFTWARE


The Best Software for Less
P.O. Box 955
Claremont N.H. 03743



how it works see "Explorations With Assembly Language"). When I first created it I used to load the pictures manually with the LOAD command and then activate the routine. Now the BASIC program does all the work for you. Feel free to alter it as you like, but make sure you don't change the basic structure, especially lines 40-95.

FINAL NOTES

I hope you will enjoy using Screen Dump 64 as much as I do. Any questions or comments can be sent to me at: Eric Giguere, c/o COMMANDER Magazine, P.O. Box 98827, Tacoma, WA, 98498.



COMMODORE 64 HACKERS ONLY

BOOKWARE FROM ABACUS

THE
ANATOMY
OF A 1541
DISK DRIVE

..... Unravel the mysteries of the misunderstood floppy disk. 300+ pages of in-depth information. Sequential, relative random files. Many useful utilities. 1541 ROM listing fully commented. \$19.95

MACHINE
LANGUAGE
FOR THE
COMMODORE

..... A machine language reference guide specifically to the Commodore 64. All instructions fully explained. With these complete program listings for an ASSEMBLER, DISASSEMBLER & 6510 simulator. 200+ pages. \$19.95

THE
ANATOMY
OF A
COMMODORE

..... 300+ page detailed guide to the internals of your favorite computer. Covers graphics, synthesizer, kernal, BASIC. Includes full commented ROM listings. \$19.95

64

OTHER TITLES COMING SOON!
ASK FOR FREE CATALOG
FOR QUICK SERVICE
PHONE 616-241-5510

Abacus  Software

P.O. Box 7211 Grand Rapids, MI 49510 Add \$2.00 postage and handling. Foreign add \$4.00. Michigan residence add 4%. MC, VISA, AMEX accepted.

```

10 REM *****
12 REM *
14 REM * SCREEN DUMP 64 *
16 REM *
18 REM * COPYRIGHT *
20 REM * (C)1984 *
22 REM *
24 REM * BY *
26 REM *
28 REM * ERIC GIGUERE *
30 REM *
32 REM *****
34 REM
36 :
40 POKE 53280, 14: POKE 53281, 1: KP#=CHR$(
129)
45 IF PEEK(828)=128 AND PEEK(49154)=173 THE
N 80
50 RESTORE: FOR I=828 TO 964: READ J: POKE
I,J: NEXT
60 FOR I=49154 TO 49317: READ J: POKE I,J:
NEXT
80 IF KP=0 THEN 100
85 SYS 49154: WAIT 653,1: WAIT 653,1,1
90 POKE 53265,PEEK(53265)AND223: POKE 53272
,(PEEK(53272)AND240)OR4
95 PRINT"[clr]": RUN
97 REM
98 REM ** MENU **
99 REM
100 KP=0: PRINT "[clr][down][blk][sp, 2 tim
es]SCREEN[sp]DUMP[sp]64[sp]-[sp]COPYRIGH
T[sp]1984[sp]BY"
110 PRINT TAB(13)"[down]ERIC[sp]GIGUERE"
120 PRINT"[down, 2 times][right][blk]F1[sp]
[blu]DUMP[sp]PICTURE"
130 PRINT"[down][right][blk]F2[sp][blu]CHAN
GE[sp]PICTURE[sp]SPACING"
140 PRINT"[down][right][blk]F3[sp][blu]TOGG
LE[sp]REVERSE[sp]ON/OFF"
150 PRINT"[down][right][blk]F4[sp][blu]DISK
[sp]DIRECTORY"
160 PRINT"[down][right][blk]F5[sp][blu]LOAD
[sp]KOALAPAD[sp]PICTURE"
170 PRINT"[down][right][blk]F7[sp][blu]LOAD
[sp]OTHER[sp]PICTURE"
180 PRINT"[down][right][blk]F8[sp][blu]RESE
T[sp]DUMP[sp]ADDRESS"
190 PRINT"[down][right]HIT[sp][blk]'Q'[blu]
[sp]TO[sp]QUIT"
200 PRINT"[down, 2 times][right][com-7]PLEA
SE[sp]ENTER[sp]YOUR[sp]SELECTION"
210 WAIT 197,64,64: GET A$: IF A#="'Q'" THEN
PRINT "[clr]": END
220 IF A#<CHR$(133) OR A#>CHR$(140) THEN 210
230 PRINT"[clr]": ON ASC(A$)-132 GOTO 250,
300, 350, 400, 500, 600, 210, 550
247 REM
248 REM ** DUMP PICTURE **

```


The **COMMODORE-USERS'** Monthly Journal

COMMANDER

C-64

VIC-20



COMMAND THE UNIVERSE OF COMMODORE COMPUTERS

- Articles written by leading experts in their field.
- In depth and unbiased analysis of the latest in educational software.
- Fascinating glimpses into the wonders of computer future.
- Objective comparisons of Commodore Computers.
- New products previews of the latest and best equipment on the market.

TO SUBSCRIBE
CALL TOLL-FREE
1-800-426-1830
except WA, HI, AK
Call Direct (206) 584-6757

COMMODORE C-64 And Vic-20 Are Trademarks Of COMMODORE Business Machines, Inc.



FOR COMMODORE 64™

MusicPlus	\$19.95
GraphicAids	\$19.95
UtilityPlus	\$15.95
DeluxBanner	\$12.95
MailLister	\$12.95
Comal Proc & Func	\$14.95
PUBLIC DOMAIN GAMES	
Copy Of Many	\$12.95

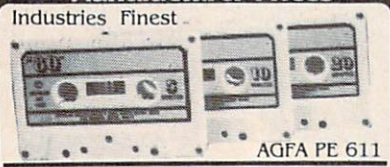
TEXAS ADD SALES TAX
 \$1.50 SHIPPING ON ANY ORDER
 MASTERCARD & VISA WELCOME
 \$1.00 FOR DETAIL OF PROGRAMS
 AND LIST OF PRODUCTS
 Good for credit toward purchase
 Prices good until August 31, 1984

PB SYSTEMS
 Box 790816
 Dept CM684 or CG684
 Dallas, Texas 75379
 (214) 991-0237

Circle No. 270

NEVER UNDERSOLD
 —Leader Since 1980—

COMPUSETTE.
 at
 Manufacturer Prices
 Industries Finest



AGFA PE 611

	Retail	Your Cost
C-05	99c	55c
C-10	\$1 ²⁹	59c
C-20	\$1 ⁵⁹	69c
C-30	\$1 ⁸⁹	89c
Cases	49c	21c

Packed 24 Per Pack
 UPS \$3⁰⁰ Per Pack 48 States

Micro-80™ INC.
 2665 Busby Vista Road
 Oak Harbor, WA 98277

IMMEDIATE SHIPPING
 (206) 675-6143

```

249 REM
250 OPEN 4,4: CMD 4: PRINT CHR$(8);
260 SYS 836
270 PRINT#4: CLOSE 4: GOTO 100
297 REM
298 REM ** TOGGLE REVERSE MODE **
299 REM
300 R=PEEK(885): M=0: IF R=0 THEN M=255
310 PRINT "[down][right]REVERSE[sp]MODE[sp]
IS[sp]NOW[sp]";:IF M THEN PRINT "ON."
: GOTO 330
320 PRINT "OFF."
330 POKE 885,M: PRINT"[down, 3 times][right]
[HIT[sp]ANY[sp]KEY[sp]TO[sp]CONTINUE"
340 WAIT 197,64,64: GET A$: GOTO 100
347 REM
348 REM ** LOAD KOALAPAD PICTURE **
349 REM
350 PRINT"[down, 2 times]ENTER[sp]FILENAME:
"
360 PRINT"[down][right, 2 times]PIC[sp]";:
GOSUB 1000: IF N$="QUIT" THEN 100
370 KP=1: F$=LEFT$(KP$+"PIC[sp]"+N$+"[sp,
10 times]",15): LOAD F#,8,1
397 REM
398 REM ** LOAD OTHER PICTURE **
399 REM
400 PRINT"[down, 2 times][right]ENTER[sp]FI
LENAME:[down, 2 times]"
410 GOSUB 1000: IF N$="QUIT" THEN 100
420 LOAD N#,8,1
497 REM
498 REM ** CHANGE SPACING **
499 REM
500 PRINT"[down][blk][right]PRESENT[sp]SPAC
ING[sp]IS";PEEK(847)
510 PRINT"[down, 2 times][right]ENTER[sp]TH
E[sp]NEW[sp]VALUE[sp](0-255);[sp]";: GO
SUB 1000
520 IF N<0 OR N>255 THEN PRINT "[clr]";: GO
TO 500
530 POKE 847, N: GOTO 100
547 REM
548 REM ** RESET DUMP ADDRESS **
549 REM
550 PRINT"[down, 2 times]PRESENT[sp]LOAD[sp]
ADDRESS[sp]IS";PEEK(867)*256+PEEK(866)
560 PRINT"[down, 2 times]ENTER[sp]NEW[sp]AD
DRESS:[sp]";: GOSUB 1000: IF N<0 OR N>6
5535 THEN 100
570 N%=N/256: N=N-N%*256: POKE 867,N%: POKE
955, N%
580 POKE 866,N: POKE 960,N: GOTO 100
597 REM
598 REM ** DISK DIRECTORY **
599 REM
600 OPEN 15,8,15,"IO": OPEN4,8,0,"$0": NU$
=CHR$(0)
601 GET#4,A$,A$
602 GET#4,A$,A$

```

```

605 IFA$=' ' ' THEN665
610 GET#4,A$,B$
620 PRINTASC(A#+NU$)+ASC(B#+NU$
) *256;
630 GET#4,A$
640 IFA$=' ' ' THENPRINT:GOTO602
650 PRINTA$;
652 GETA$: IFA$=' '[sp]' ' THEN665
655 WAIT197,64
660 GOTO630
665 WAIT 197,64,64: GET A$
670 PRINT: CLOSE 4: CLOSE 15: G
OTO 100
797 REM
798 REM ** ML DATA **
799 REM
800 DATA 128, 64, 32, 16, 8, 4,
2, 1, 169, 0, 133, 252, 16
9, 0
805 DATA 133, 250, 133, 251, 16
2, 0, 202, 48, 7, 169, 128,
32, 210, 255
810 DATA 208, 246, 160, 0, 162,
0, 138, 133, 253, 189, 0,
96, 57, 60
815 DATA 3, 24, 240, 1, 56, 102
, 253, 232, 224, 8, 208, 23
9, 165, 253
820 DATA 73, 255, 9, 128, 32, 2
10, 255, 200, 192, 8, 208,
220, 32, 225
825 DATA 255, 240, 53, 24, 173,
98, 3, 105, 8, 141, 98, 3,
173, 99
830 DATA 3, 105, 0, 141, 99, 3,
24, 165, 250, 105, 8, 133,
250, 165
835 DATA 251, 105, 0, 133, 251,
165, 250, 201, 64, 144, 17
7, 165, 251, 240
840 DATA 173, 169, 13, 32, 210,
255, 230, 252, 165, 252, 2
01, 25, 208, 142
845 DATA 169, 96, 141, 99, 3, 1
69, 0, 141, 98, 3, 96
850 DATA 173, 17, 208, 41, 239,
141, 17, 208
855 DATA 162, 127, 160, 64, 32,
156, 192, 162
860 DATA 4, 160, 0, 32, 161, 19
2, 162, 131
865 DATA 160, 39, 32, 114, 192,
162, 131, 160
870 DATA 40, 32, 156, 192, 162,
216, 160, 0
875 DATA 32, 161, 192, 162, 135
, 160, 15, 32
880 DATA 114, 192, 173, 16, 135
, 141, 33, 208


```

BASIC
BASM
ASSEMBLY

THE BASIC COMPILER THAT'S MORE THAN JUST A COMPILER!

- Are you fed up with slow interpretive BASIC?
- Are you fed up with having to kludge binary into your program?
- Are you fed up with being unfamiliar with assembly?
- **BASM combines the speed and flexibility of assembly with the familiarity of BASIC!**
- **No more awkward binary segments:** BASM handles both BASIC and assembly!
- **Learn assembly language by example:** BASM can list the assembly generated by your BASIC statements!

Atari and Commodore 64

 10730 White Oak Avenue
Granada Hills, CA 91344
(818) 368-4089

Circle No. 10



VIC-20

Protect your Investment

C-64

- Superior to cloth or vinyl.
- No more dirt, ashes, spilled liquid and dropped items crashing onto the keyboard.

To order: check, money order, MC/Visa.

Card No. _____

Bank _____

Exp. date _____

Add \$3.00 shipping & handling for each cover.
Kansas residents, add 3% sales tax.

Diversified Manufacturing

3517 S. Knight / Wichita, KS 67217 / (316) 943-5516

Circle No. 267



ULTRA COPY 64

**DISK DUPLICATION SYSTEM
FOR COMMODORE 64**

- Analyze disk tracks for data & errors
 - Skip empty tracks to speed copying
 - Copy everything incl. DOS flag & false ID
 - Put errors on copy as required
 - Fast, reliable copying with 1 or 2 drives
- \$39.95 plus \$3 shipping. Mastercard and Visa

98% OF SOFTWARE CAN BE ULTRACOPY'ED

C-64 ULTRA RESET SWITCH

- Built into new 6 foot disk drive cable
- Nothing to solder - no connections
- Eliminate voltage spikes & switch wear

\$16.95 plus \$3 shipping. Mastercard and Visa

ULTRABYTE Call (313) 562-9855

23400 Michigan, Suite 502, Dearborn, MI 48124
Satisfaction guaranteed. 10 day return privilege
DEALER INQUIRES INVITED

```

885 DATA 173, 17, 208, 9, 34, 1
    41, 17, 208
890 DATA 173, 22, 208, 41, 223,
    9, 16, 141
895 DATA 22, 208, 173, 24, 208,
    9, 8, 141
900 DATA 24, 208, 162, 96, 160,
    0, 32, 156
905 DATA 192, 162, 32, 160, 0,
    32, 161, 192
910 DATA 162, 127, 160, 63, 32,
    114, 192, 173
915 DATA 17, 208, 9, 16, 141, 1
    7, 208, 96
920 DATA 142, 1, 192, 140, 0, 1
    92, 160, 0
925 DATA 177, 251, 145, 253, 16
    5, 252, 205, 1
930 DATA 192, 208, 8, 165, 251,
    205, 0, 192
935 DATA 208, 1, 96, 230, 251,
    208, 2, 230
940 DATA 252, 230, 253, 208, 22
    7, 230, 254, 76
945 DATA 122, 192, 134, 252, 13
    2, 251, 96, 134
950 DATA 254, 132, 253, 96
997 REM
998 REM ** INPUT ROUTINE **
999 REM
1000 OPEN 1,0: INPUT#1, N$: CLOS
    E 1: N=VAL(N$): PRINT: RETURN
  
```

Power With Ease


For The Commodore 64

M'FILE

Full-Powered Data Management System
Easy to use Menu-Driven Screens
Complete numeric and formula capabilities
Versatile Report Generator
Merges to most major wordprocessors
Supports thousands of record-keeping applications
ONLY \$79.95

SMART

The complete personal system featuring:
Simplified Wordprocessing
Money Management
Amortization — Loans / Savings
Record Keeping — Mail List / Home Inventory
Time Management — Calendar / Scheduling
All Programs load from a Main Menu
ONLY \$79.95



M'Soft Inc.

SOPHISTICATED SOFTWARE

WALLSTREET MICROSCOPE

Detailed fundamental price and financial analysis of common stocks.
Each stock rated against 10 criteria.
Strong buy and sell signals makes success a high probability.
Available with 10 year history of Fortune 500 Companies and many more soon.
ONLY \$99.95

MUSICWRITER — 64

Musicwriter — 64 **OUTPUTS SHEET MUSIC** using high resolution printer graphics!!!
Create — Edit — Play Three Full Voices
Ideal professional tool for: composers, arrangers, musicians or vocalists.
Great learning tool for students.
ONLY \$69.95 Circle No. 67

For Orders Contact:
**Double E
Electronics**

12027 Pacific St.
Omaha, NE 68154
(402) 334-7870

To Order:
1-800-228-2270

Visa & MasterCard
Accepted

B*A*S*I*C Training

by Jonathan Secaur

LESSON 4

THE GOTO STATEMENT

1) So far the simple programs you have typed in follow one step after another. That's good, because those programs are easy to read and understand. Here's another way to write programs:

```
10 GOTO 120
20 PRINT "SENSE WHEN"
30 GOTO 140
40 PRINT "CAREFULLY,"
50 GOTO 100
60 PRINT "WHEW!"
70 END
80 PRINT "RUN IT."
90 GOTO 60
100 PRINT "IT WILL MAKE"
110 GOTO 20
120 PRINT "IF YOU"
130 GOTO 160
140 PRINT "YOU FINALLY"
150 GOTO 80
160 PRINT "TYPE THIS IN"
170 GOTO 40
```

Run this program and see if it really does make sense.

2) Of course, there would be an easier way of making the computer say what it did in that program, and what it said wasn't really worth saying in the first place. This is a great example of a really poor program; professional programmers call this spaghetti code. It breaks what you could call

THE GOLDEN RULE OF PROGRAMMING:

A program should be as easy for a person to understand as it is for a computer to understand.

If you think about it, it's going to be hard for a person to follow the program if it's jumping around from one line to another. GOTO statements make programs hard to read and should be avoided when you can. Later lessons will show you how to write well, without saying too much on GOTO.

There's a sort of joke among programmers that you can judge the quality of a program by the number of GOTO statements it uses. By that rule, the program you just typed in is exceptionally poor!

3) Here's an example of a slightly more useful and much more interesting program:

```
NEW
10 INPUT "WHAT'S YOUR NAME"; N$
20 PRINT N$ + " "
30 GOTO 20
```

Run this program. It will give you some idea of how fast the computer can work — and printing things on the screen is one of the slowest things it does!

The trouble is, this program puts the computer into an endless loop. Every time it passes line 20, it goes to line 30, but as soon as it arrives at line 30, it is sent back to line 20. There are two ways to make it come to an end. One is to turn the computer off; a much better way is to break into the computer's cycle. Do that by pressing the STOP key. Anytime the computer is in an endless loop, STOP will get you back into control.

To review a little, please answer these two questions:

Why is there a space between the quotation marks in line 20? _____

What does the semicolon do at the end of line 20? _____

4) The GOTO statement is most useful for letting the computer make a simple decision. Type in this program to see how.

```
NEW
10 PRINT "PICK A NUMBER FROM 1 TO 5!"
20 INPUT X
30 ON X GOTO 100,200,300,400,500
100 PRINT "YOU PICKED 1. THAT'S NOT MUCH OF A
NUMBER."
110 END
200 PRINT "YOU PICKED 2. NOT MANY PEOPLE
PICK 2."
210 END
300 PRINT "YOU PICKED 3. MORE PEOPLE PICK 3
THAN ANY OTHER NUMBER."
310 END
400 PRINT "YOU PICKED 4. 4 IS A STUPID NUMBER."
410 END
500 PRINT "YOU PICKED 5. THAT'S ONE OF MY
FAVORITES."
510 END
```

Run this program several times. Pick a different number each time and see what happens.

The key to this program is in line 30, the words ON GOTO. That means, depending ON what value X has, the computer will GOTO one of the numbers that follow. There are five choices for X, and five places to go to. If you pick 1 for X, the computer will go to line 100. If you pick 3, the computer will go to line 300. What will happen if you pick 5?

What would happen if lines 110, 210, 310, 410, and 510 were left out? _____

LEARN MACHINE LANGUAGE

- Write Fast-action Arcade-style graphics
- Fully use the Music synthesizer
- Completely understand the Computer
- Develop your skills inventory

Learn with the Tutorial that comes complete with a Full set of professional quality development tools.

DEVELOP-64 4.0 IS NOW FAST!!!

Assembles 2000 lines of code in under 15 seconds!

- Superfast • Macros • 2600 Lines of code in memory
- Expandable by disk or tape file • Assemble direct to disk or tape or memory • Powerful Co-resident Full-screen editor, debugger and decoder • Decoder disassembles programs on disk or tape or in memory • Built-in disk wedge • Program trace, Single step, Execute • Set 10 breakpoints and/or Gopoints • Full-screen memory display and modify

PLUS the Machine Language Programmer's Bible:
"Inside the Commodore 64"

\$69⁹⁵

Plus \$3.00 postage and handling.
(Minn residents add 6%)

*French
Silk*

P.O. Box 7426 Minneapolis, MN 55407

Call Toll-Free 1-800-328-0145

or in Minnesota call: (612) 871-4505



FREE FREE FREE FREE FREE FREE DISK UTILITIES FOR COMMODORE COMPUTERS

A VERY SPECIAL FREE OFFER

If you order both the DISK SUPPORT and DISK DUPLICATOR diskettes described below, we will include a copy of our DISK RETRIEVER diskette **ABSOLUTELY FREE!** Don't miss out on this special three-for-two offer. Place your order today. We pay postage and handling.

DISK SUPPORT (\$14.95 postage paid)

This program, written for the VIC-20 and COMMODORE 64, provides a 1K machine language extension which adds twelve new commands to your computer's operating system. Not to be confused with the cumbersome "wedge", DISK SUPPORT offers 12 separate, easy to use, two-keystroke commands which WORK! You can SAVE with *automatic VERIFY, SAVE-WITH-REPLACE* (eliminating Commodore's DOS bug), LOAD, VERIFY, DELETE, and RENAME disk files with just two keystrokes. Also provided are commands which INITIALIZE, FORMAT and VALIDATE a diskette, EXECUTE any program on the diskette, print the ERROR message to the screen, and list the diskette's directory to the screen (formatted for your computer's display) without affecting the contents of the computer's memory; all with only two keystrokes. DISK SUPPORT is a MUST for all disk drive users!

DISK DUPLICATOR (\$14.95 postage paid)

DISK DUPLICATOR is a machine language program which provides you (the owner of a 1540, 1541 or 2031 single disk drive) a fast and convenient way to make back-up copies of your precious, irreplaceable diskettes. DISK DUPLICATOR is 100% MACHINE LANGUAGE, 100% FAST, and most importantly, 100% AFFORDABLE! Diskettes are copied verbatim with as few as 4 exchanges (using a COMMODORE 64). Don't let an accident or a mistake catch you without back-up copies of all your diskettes. ORDER "DISK DUPLICATOR" TODAY!

DISK RETRIEVER (\$9.95 postage paid)

If you have ever accidentally "SCRATCHED" a program or a data file from one of your diskettes and wished there were only some way to recover that precious file, disk retriever is the program you've been waiting for! DISK RETRIEVER is a 100% machine language program that will "UNSCRATCH" all of your disk files and restore them to their original status. Let DISK RETRIEVER turn back the clock and help you recover your "lost" programs and files!

J&H COMPUTERS

5056 N. 41st Street/Milwaukee, WI 53209

Phone (414) 461-9941

Circle No. 245

HOW DID YOU DO?

Answers to lesson four questions:

3) The space between quotation marks makes the computer print a space after your name each time the name is printed. The semicolon makes the computer keep printing on the same line; technically, it suppresses the carriage return that normally occurs with a PRINT statement. Try running the program with a comma in place of the semicolon, or with no punctuation in that spot at all.

4) The computer jumps to line 500, because that is the fifth choice you gave it in line 30.

This is an important question! The END statements are necessary to keep the computer from running over into other options that were not selected. If these lines were left out and you picked 2, say, then the computer would print the expected response for 2, but would also print responses for choosing 3, 4, or 5!

The answers to lesson 3 were inadvertently omitted from the May issue.

Answers to lesson three questions:


1) This is an important one. RUN makes the computer actually do the program, and LIST makes the computer show you the steps in the program.

3) Line 20 only, lines 20 and 30 (plus any other lines that might have been between 20 and 30), all lines from the beginning through line 30, line 30 and all lines following it.

5) String variables end in dollar signs. NUM\$ would be a string variable, but NUM is a numeric variable.

?REDO FROM START means the computer was expecting numeric input, and you gave it letters instead.

A Star is Born.



TelStar 64™
by Eastern House

A Communications Cartridge
for the Commodore 64.

Upload/Download, Status Line, etc. Works with
your Commodore 1600 or 1650 Modem.
Auto-dialing, etc. when used with the new
CBM 1650 Modem.

Cartridge and Manual - \$49.95

**Eastern
House**

3239 Linda Dr.
Winston-Salem, N.C. 27106
(919) 924-2889 (919) 748-8446

**IT'S
NEW**



**INTELLIGENT
TERMINAL PROGRAMS
FOR ALL YOUR TELECOMPUTING NEEDS**

TELECOMM-20 TELECOMM-64

METAPHASE SOFTWARE has produced an extremely powerful yet simple to use terminal program for the Commodore 64® and VIC 20® computers. Compare this list of features to those of any other terminal program:

- Compatible with all modems which connect to user port.
- Completely menu driven.
- Downloads text, program, or data files. Saves screens or saves transmitted information continuously. Stores downloaded files on cassette or disk, or dumps to printer.
- Uploads text or program files.
- Reads files from cassette or disk.
- Connect-time clock.**
- ASCII or Commodore character codes.**
- Captures and displays high-resolution bit-mapped graphics files.**
- Full support for auto-dial and auto-answer modems.**
- Color selection menu. Set border, screen, and character colors.
- User selectable communication protocols
 - * Baud rate . . . 50-2400
 - * Word length . . . 5-8 bits
 - * Parity . . . even, odd, none
 - * Stop bits . . . 1 or 2
 - * Duplex . . . full or half
 - * Echo . . . local or remote
- Comprehensive documentation in 3-ring vinyl binder.

AND NOW COMPARE OUR PRICE . . . ONLY 29.95 (disk or cassette)!!!

* VIC 20® version requires at least 16k expansion.

** C-64 version only

**ALSO
Introducing . . .**

FEVER BLACKJACK [C-64 only]

If you want to learn to win at *CASINO BLACKJACK*, or, if you simply enjoy playing the game, then *FEVER BLACKJACK* is for you. Learn the basic rules of *BLACKJACK* or learn sophisticated card counting techniques. The high-res color graphics of *FEVER BLACKJACK* will make you think you are sitting at the table. Play against the computer as you would a real dealer. Vary the number of decks, bet size, or dealing speed, or learn by watching the computer play itself. More advanced players may practice card counting. Two different card-counting systems are preset, or you can modify them with your own system. *FEVER BLACKJACK* will play thousands of hands according to your own system and then display the WIN/LOSS ratios as a function of the card count. **THERE'S NO LONGER ANY EXCUSE NOT TO WIN AT BLACKJACK!**

* VIC-20 and Commodore 64 are registered trademarks of Commodore Business Machines, Inc.

SPECIAL INTRODUCTORY PRICE ... \$19.95 (disk or cassette)

Check, money order, VISA, MASTERCARD accepted

Add \$2.00 handling per program (CA residents add tax).

* * * * Dealer Inquiries Invited * * * *



METAPHASE SOFTWARE

P.O. Box 7263 San Jose, CA 95150
408-268-3498

Functionally Yours . . .

By Ian Adam

The VIC 20 and the Commodore 64 feature four large function keys on the right side of the keyboard. At first blush, these keys appear to serve no purpose. This article provides an easy method of using them, from BASIC, that is both straightforward and effective. This approach will be of interest to all users of the VIC and the 64, and is particularly oriented toward the beginning or intermediate-level programmer.

So you bought a VIC-20 or C-64 recently. . . and you are most impressed with your good judgement. Your Commodore has great graphics, sound, built-in BASIC, and all those programming applications. But what really sold you on the machine, the one extra feature that cinched the deal, was the four special function keys on the right, and the promise of all the wonderful things they could do.

The only trouble is, when you open up the box and fire up the computer, those function keys do not seem to work! When you press them nothing happens—games do not spring to life, the computer does not balance your checkbook, the technological revolution does not sweep your home. In fact, the computer just does not seem to react at all, since nothing appears on the screen. Perhaps you feel like you are knocking at the wrong door.

So—back to the computer store, and track down an *EXPERT*, and ask him how the devil these little function keys are supposed to work. Aha, he tells you, it is simple. All you need is an auto-boot machine-code program structured on a selective interrupt-enable routine, in order to transfer internal system control of the microprocessor to the addressable code sequence of your choosing.

Simple, right? Well, here is some good news. It does not have to be that difficult—those keys do in fact work, and you can program them very easily yourself. You will find that they can be extremely useful, and have many practical applications in programs that you write.

When you write an interactive program, there are several ways of getting a response from the user. One way is to issue a user's manual, and expect the user to know what to do and when. A better way is to print a 'menu', or list of options, on the screen. The user then knows exactly what his options are, and indicates his choice by pressing one of the function keys. A large program may have several menus; there will be a main menu that selects a general area of the program. Each area will then have sub-menus for more detailed information, or the user can return to the main menu at any time. This type of program is very 'friendly.'

DO THEY REALLY WORK?

Probably the most frustrating thing about the function keys is that, when you press them, nothing appears on the screen. So, let us start by proving that they really do work. Press shift-2 to get a single quotation mark; this puts your computer into what is known as 'quote mode'. Sounds rather like a politician in an election year. Now we find that the function keys do work—press them and see graphics characters appear on the screen. Nothing else happens. . . but at least we can set our fears to rest, knowing that the keys are not defective. (For the even-numbered functions F2 to F8, you have to hold down the shift key while pressing the function keys).

In order to see how the function keys are worked into a program, we will divide the process into four easy steps. Just follow these one by one, and the job couldn't be easier.

STEP ONE: DETECTING THE KEYS

This is obviously the first step in the process, that is, finding out that the user has pressed a function key. Given the difficulty we experienced at first just finding out whether the keys worked at all, you might expect this step to be difficult. In fact, that is just not the case; there are at least four

ways we can detect that a function key has been pressed, and find out which one. Each way has its own particular advantages and disadvantages over the others. Which one you choose in each case will depend on exactly what you want to accomplish.

(i) GET A\$: IF A\$ = " " THEN 550

The first way is probably the easiest. Just GET a character, and compare it to the graphics character that the function key produces. If they match, then branch to the appropriate sub-area of your program. One point to note—the GET command is 'destructive'; that is, if the key pressed is not the one you are testing for, it will be ignored. This can be an advantage, in that it gives the programmer more control over the flow of the program. In some cases, however, it would be a disadvantage, if you did not want to lose those other characters. A disadvantage of this method is that, if you want to test for all of the function keys, you are faced with at least eight lines of programming, and that is considered to be bad form.

(ii) GET A\$: IF A\$ = CHR\$(133)
THEN 550

This method is also very simple, although it requires you to know the ASCII codes for the function keys (these are 133 to 140). Otherwise, it has the same advantages and disadvantages as the first method, with one important exception—if you want to test for all of the keys, you can do this in a FOR. . . NEXT loop in two or three lines, instead of eight.

(iii) IF PEEK (197) = 4 THEN GOTO 550

This is an entirely different method of detecting the function keys. Location 197 in the VIC and the 64 is a memory register that indicates what key is currently being pressed. The operating system of your computer checks the keyboard sixty times each second, and the result of this 'scan' is stored temporarily as a code in memory location 197. Each key on the keyboard has its own unique code; the values for the

function keys are three to six on the C-64 and 39 to 63 on the VIC-20. An advantage of this method is that it is nondestructive; that is, when you PEEK at location 197, you do not destroy the computer's record of keys that have been pressed. Another interesting feature is that location 197 only holds a value while the key is being pressed, not afterward. This could be a good or a bad feature, depending on what type of program you are writing. The main disadvantage of this method is that only the four keys can be detected, not all eight.

```
(iv) IF PEEK (631)= 133 THEN GOTO
550
```

As we noted, location 197 holds a code for the key pressed only temporarily. The computer remembers what has been pressed by storing a code (a different code!!) in the keyboard buffer. The buffer is a series of ten locations from 631 to 640 which holds up to the last ten keys pressed, until they are processed. The number of keys waiting to be processed is stored in location 198. The advantage of this method is that the computer will automatically keep a record of the last key or keys pressed, until you are ready to deal with them. A disadvantage is that there could be up to ten keys in the buffer, and you only get to see one at a time. This method is nondestructive, and provides access to all eight function keys.

For the purpose of building a menu, we will use the fourth method, but modify it to overcome its disadvantage. We will assume that the available choices have already been printed on the screen. Then, we will clear the keyboard buffer and wait for a key to be pressed:

```
100 POKE 198,0: WAIT 198,1
```

Remember that location 198 holds the number of keystrokes in the buffer. This line tells the computer there are none, then waits until some key is pressed. The program will not proceed to the next line until one and only one key has been pressed.

```
110A = PEEK (631)
120IF A 132 AND A 141
THEN GOTO 9000
130 GOTO 100
```

Line 110 assigns the code for the first key pressed to variable A. The next line tests A to see if it is in the range for the function keys, that is 133 to 140. If a function key was pressed, then control of the program is transferred to a routine at line 9000. If any other key was pressed, then it is ignored and the program returns to line 100 to wait for another.

At this point we have successfully completed step one, detecting the function

keys, and sent the program to line 9000 when that occurs.

STEP TWO: ACKNOWLEDGE

The function keys are different! There they are, apart from all the others, a different color, a different size. When you press them, they should do something different. They should, in some special way, acknowledge their special function. There are lots of ways to do this, of course, but a very good way is to have the keys beep when they are pressed.

For the C-64:

```
9000 POKE 54276,33
9010 FOR I= 1 TO 40 : NEXT
9020 POKE 54276,0
```

For the VIC-20:

```
9000 POKE 36874,250
9010 FOR I= 1 TO 40 : NEXT
9020 POKE 36874,0
```

Before we do this, of course, we will have to set up the sound registers at the beginning of the program.

That effectively takes care of step two. There could be lots of ways to acknowledge the function keys. . . use your imagination!

STEP THREE: SORT OUT THE KEY

What we have at this stage is a number between 133 and 140 to the variable A. (If one of the other methods of detecting a

key were used, then we would have a different set of values, or else an odd graphics character stored in A\$.) This is not a very handy form to get the data in; what is more, the keys are not even in the right order! All of the odd function keys are numbered first, from 133 to 136, followed by the even functions from 137 to 140. What we want to do, then, is sort these values out into a more useful form. This will include putting the function keys in the right order, then assigning each one a number from one to eight, to match the descriptions on the keys. This line is a little complicated, but it achieves exactly that:


```
9030 F=2*A -265 + 7 * (A 136)
```

You might have to experiment with this line to assure yourself that it works, or you can take my word for it. Multiplying A by two, then subtracting 265, yields the number series 1, 3, 5, . . . ,15. The key to this line is the last part; the expression (A 136) is a 'relational operator', and will have a value of zero for the odd-numbered functions, or -1 for the even functions. The end result is that variable F will have a value from one to eight, matching the function key that was pressed. Success!

STEP FOUR: BRANCH OUT TO SUB-AREAS

Now that we have detected a function key, acknowledged it, and sorted out

Continued on page 94



HERE AT LAST!

COMMODORE 64™ - VIC 20™ EDUCATIONAL SOFTWARE TEACHER DEVELOPED CLASSROOM TESTED

FOR QUICK MASTERY OF BASIC CONCEPTS.
DESIGNED TO IMPROVE THINKING SKILLS.
- ALL ORIGINAL PROGRAMS -
All programs self-explanatory. Easy to use.
In homes and schools nationwide.

Diskette or Cassette

This Month Featuring:
★ VOCABULARY SERIES ★

Several techniques for learning vocabulary are incorporated into these programs. The words included in the programs are those that have been officially determined to be basic to literacy for that age group.

V1-Vocabulary I for high school students and adults; \$49.95. V2-Vocabulary II for students grades 1-3; \$29.95. V3-Vocabulary III for students grades 4-6; \$29.95. V4-Vocabulary IV for students grades 7-8; \$29.95. **ALSO AVAILABLE:** Math, Grammar, Phonics, Fun Packs.

QTY.	SERIES NO. & NAME	DISK.	CASS.	PRICE EA.*	TOTAL
*10% discount on monthly feature.				SUBTOTAL	
REES SOFTWARE LABORATORIES, INC.				Postage & handling	\$1.50
Post Office Box 763				3% (VISA/MC)	
Cucamonga, CA 91730				CA residents 6% tax	
Phone Orders: (714) 980-9562				TOTAL	
VISA/MC (Include charge card no. & expiration date)					

Circle No. 77

The Simpler, the Better



When it's on, it's on. No software to mess around with. This high quality, low-profile CP Numeric Keypad is the one for your Commodore 64 and VIC-20. It is guaranteed to be 100% compatible with all the software you have, now and forever, in any format. The Keypad easily connects in parallel with the existing keyboard connector. Now you can zip through your numeric work sheet, input your numbers and figures comfortably, quickly, and more easily than ever before at only \$69.95.

Computer Place (213) 325-4754
23914 Crenshaw Blvd. Torrance, CA 90505

Dealer inquiries welcome

Commodore 64 and VIC-20 are trademarks of Commodore Business Machines, Inc.

Circle No. 104

COMMODORE 64™ COMAL ADDS:

- 40 Graphics Statements
- 10 Sprite Statements
- "LOGO" TURTLE GRAPHICS
- RUN-TIME COMPILER
- FAST program execution
- auto line numbering
- line renumbering
- program structures
- merging program segments
- long variable names
- named procedures
- parameter passing
- local and global variables
- random access disk files
- stop key disable
- End Of File detection

What does this and more? **COMAL**
What is the cost? **Only \$19.95**

All this and much, much more on disk with many sample programs. **ONLY \$19.95** Also available: COMAL HANDBOOK, \$18.95. BEGINNING COMAL, \$19.95. STRUCTURED PROGRAMMING WITH COMAL, \$24.95. FOUNDATIONS IN COMPUTER STUDIES WITH COMAL, \$19.95. CAPTAIN COMAL GETS ORGANIZED, \$19.95. COMAL TODAY newsletter, \$14.95. Send check or Money Order in US Dollars plus \$2 handling to: COMAL Users Group, U.S.A., Limited, 5501 Groveland Ter., Madison, WI 53716 phone: 608-222-4432. COMMODORE 64 is trademark of Commodore Electronics Ltd. CAPTAIN COMAL is trademark of COMAL Users Group, U.S.A., Limited.

TOTL SOFTWARE ROLLS OUT ANOTHER WINNER!

DataBase Management for the Commodore 64™

TOTL.INFOMASTER 3.6—only \$50 on disk

Money-Saving Bonus Paks of 64 Software

(BP-1)—(disk)
totl.text/
totl.speller/totl.label
reg. price \$103 NOW \$79

(BP-2)—(disk)
totl.business/
totl time manager/
totl.infomaster/totl.text
reg. price \$228 NOW \$159

(BP-3)—(disk)
totl.infomaster/
totl.text/totl.speller
reg. price \$129 NOW \$99

(BP-4)—(disk)
totl.text/
totl.speller/
research assistant
reg. price \$118 NOW \$89

(BP-5)—(tape)
totl.text/totl.label
reg. price \$60 NOW \$49

Commodore 64 and VIC 20 are trademarks of Commodore Business Machines Inc.

INFORMATION AND ORDER COUPON

	TAPE	DISK
TOTL.TEXT 2.0 (VIC + 8K)	<input type="checkbox"/> 24.95	<input type="checkbox"/> 28.95
TOTL.TEXT 2.5 (VIC + 16K)	<input type="checkbox"/> 34.95	<input type="checkbox"/> 38.95
TOTL.LABEL 2.1 (VIC + 16K)	<input type="checkbox"/> 19.95	<input type="checkbox"/> 23.95
TOTL.TIME MGR. 2.1 (VIC + 8K)	<input type="checkbox"/> 29.95	<input type="checkbox"/> 33.95
RESEARCH ASST. 2.0 (VIC + 8K)	<input type="checkbox"/> 29.95	<input type="checkbox"/> 33.95
TOTL.BUSINESS 3.0 (VIC + 24K)	<input type="checkbox"/> 39.95	<input type="checkbox"/> 43.95
TOTL.TEXT 2.6 (C-64)	<input type="checkbox"/> 19.95	<input type="checkbox"/> 23.95
TOTL.SPELLER 3.6 (C-64)	<input type="checkbox"/> 34.95	<input type="checkbox"/> 38.95
TOTL.LABEL 2.6 (C-64)	<input type="checkbox"/> 34.95	<input type="checkbox"/> 38.95
TOTL.TIME MGR. 2.6 (C-64)	<input type="checkbox"/> 34.95	<input type="checkbox"/> 38.95
RESEARCH ASST. 2.0 (C-64)	<input type="checkbox"/> 49.95	<input type="checkbox"/> 49.95
TOTL.INFOMASTER 3.6 (C-64)	<input type="checkbox"/>	<input type="checkbox"/> 94.95
TOTL.BUSINESS 3.6 (C-64)	<input type="checkbox"/>	<input type="checkbox"/>
BONUS PAK # _____		

Check, Money Order or C.O.D. * also accepted. *C.O.D. orders \$2.00 additional (CA residents add 6½% sales tax)

Total _____
C.O.D. Charges/Sales Tax _____
Shipping & Handling \$3.00
Amount Enclosed _____

FOR ORDERING ONLY—CALL OUR TOLL FREE NUMBERS
Continental U.S. 1-800-351-1555, California 1-800-351-1551
Hawaii and Alaska 415-943-7877

SEND MORE INFORMATION (no charge for catalog)

Name _____
Street _____
City _____ State _____ Zip _____
Phone () _____ MC VISA
Card # _____ Exp. Date _____

TOTL quality you can afford
SOFTWARE, INC. 1555 Third Avenue
Walnut Creek, CA 94596
415/943-7877



Other VIC 20™ and Commodore 64™ software available from your dealer or directly from TOTL Software:
Word Processing (totl.text)
Spelling Checker (totl.speller)
Mailing List & Label (totl.label)
Business Accounting (totl.business)
Time Management (totl time manager)
Keyword Cross Reference (research assistant)

TOTL Offers You...
low prices and high quality • 30 day money-back guarantee on direct purchases • an interactive family of software • product registration • customer support • free informative newsletter • regular upgrades at reduced cost • availability in many stores • 800 numbers for ordering convenience • prompt shipment of direct orders • savings coupons with each order • money-saving bonus paks • two years and 45,000 products strong

Circle No. 46

Food for Thought.

Real computing at appetizing prices.

Inventory 64.™ An easy-to-use menu-driven program that lets you track complete and complex inventories. Pinpoint locations, vendors, units of measure. Update prices, re-orders, sales, entire stocks. A powerful tool for your home computer at only \$29.95*, on disk.

64 PAK.™ A self-teaching sampler package of 10 menu-driven programs. Ideal as an introduction to computing. Or compute your life expectancy, your mortgage payments, even learn the language of the deaf, plus a lot more. Only \$19.95*, on tape; \$24.95*, on disk.



PractiFile.™ A fully professional file manager for your Commodore. PractiFile can handle mailing list entries by the thousands. You can change records, numbers, methods of filing, and a great deal more. Plus, it's easy to use. Only \$54.95*, on disk.

PractiCalc™ 64. The most powerful spreadsheet available for a home computer—at the least cost. Track investments, inventories, expenses. Project profits. Make charts. Keep mailing lists. Sort alphabetically or numerically, instantly. An incredible value at \$49.95*, tape; \$54.95*, disk.

Total Health.™ The fun way to keep fit. Stay on top of your daily intake and outgo of calories. Balance your daily diet and graph your progress—all tailor-made to your body, past, present, and future. It's like having a health spa in your home for only \$24.95*, on tape; \$29.95* on disk.

Now you can do real, honest-to-goodness computing at computer-game prices. Computer Software Associates brings you hard-working software that makes your work easy. (While it's easy on your budget.) All programs are easy to work with right on the screen, from self-teaching instant software that tracks your vital statistics to potent programs to track inventories and profits.

Of course, if it's games you want, we've got them too. But if you're looking for home computer power with real brainpower, look no more. Now you can play for keeps.



**COMPUTER
SOFTWARE
ASSOCIATES, INC.**

Exclusively distributed by Micro Software International, Inc. • The Silk Mill, 44 Oak St., Newton Upper Falls, MA 02164 • (617) 527-7510
*Prices are suggested retail; actual retail prices may vary. © 1984 Computer Software Associates, Inc. Commodore 64™, trademark of Commodore Business Machines, Inc.

Func*Keys

by J.L. Calvin

As useful and invisible as the DOS Wedge, FUNC*KEYS, a machine language function key program for the Commodore 64 should be a welcome addition to any programmer's utility collection. It resides in memory above basic user RAM and is completely compatible with the DOS Wedge. It allows the user to create and execute numerous definitions for the eight function keys of the Commodore 64. The user may at any time call to the program main menu, redefine the function keys, and return to the task at hand unaltered. The unique flexibility of this program lies in the fact that any previously created function key definitions may be saved to disk and reloaded at a future date. This enables the programmer to create several function key definition files and switch between them dependent upon his present requirements. Some typical examples of uses are: printer commands, disk drive commands, system calls, basic directives, and just about anything else the Commodore 64 will recognize. The program contains a default set of function key definitions as an example of the many different possible uses.

PROGRAM INSTRUCTIONS

Type in and save the program listing. Be extra careful, the data statements are critical and easily mistyped. "RUN" the program. There will be a brief delay while the data statements are poked into RAM. If you have been successful in your endeavor you will be presented with the main menu, if not, carefully recheck the data statement portion of the program for typos.

The program is menu driven and allows the user to select one of five possible options.

1. Execute present commands
2. Review present commands
3. Create new commands
4. Save present commands to disk
5. Load command file from disk

1) EXECUTE PRESENT COMMANDS

Selecting this option will assign the definitions presently residing in the program to the function keys. Once executed, the READY prompt will appear on the screen. Everything is the same as if FUNC*KEYS had not been run except that now each of the function keys will print the assigned command or text to the screen when pressed. The only time the function keys will not respond with the assigned value, is when quote mode is in effect or during a program run. In these cases, each of the function keys will respond normally.

2) REVIEW PRESENT COMMANDS

Allows the user to examine the function key definitions presently residing in the program. Each command will be listed on a separate line. After examining the commands available simply press any key to return to the main menu. Answering yes to the HARD COPY? prompt will cause a listing of the present commands to be sent to the printer.

3) CREATE NEW COMMANDS

This option allows the user to redefine each of the function keys. Once selected, a prompt indicating that the first key is being defined will appear. After the prompt, type in the command or text to be assigned to that key. If a carriage return is desired at the end of the text or command, use the back arrow key to indicate so. The return key terminates entry for the present assignment and brings the next function key prompt to the screen. Once all the function keys have been assigned a definition, the new assignments will be stored in memory and you will be returned to the main menu. A single definition should not exceed eighty characters in length and the total of all eight definitions should not exceed 490 characters.

4) SAVE PRESENT COMMANDS TO DISK

By selecting this option, the user may create a disk file containing the com-

mands presently residing in the program. These commands may be reloaded by selecting option five at a later time. This allows the user to create several different useful function key command files to be used interchangeably during a programming session. When selected you will be presented with a prompt requesting the name under which to store this command file. Enter a file name less than 16 characters long and then press return. The commands or text will be saved on disk and you will be returned to the main menu.

5) LOAD COMMAND FILE FROM DISK

Selecting this option will allow the user to reload a previously saved command file into the program. A prompt will request the file name of the file to be loaded. Enter the file name and then press return. The previously saved file will be reloaded and you will be returned to the main menu.

ADDITIONAL NOTES

- a) FUNC*KEYS will be deactivated by the run stop/restore key combination. To reactivate, type SYS 49152 and select option 1 at the main menu.
- b) To change function key definitions SYS 49152, load or create new function key definitions, then select option 1.
- c) A request for a hard copy of the function key definitions when no printer exists will return you to the main menu. If the printer is present but off-line the program will hang until the printer is brought on-line.
- d) A disk error will cause a return of the disk error code and a return to the main menu when any key is pressed. Consult your 1541 Disk Drive manual for the exact meaning of the error code returned.

I hope you find this program to be as useful and usable as any in your present utility collection.

```

10 REM *****
**
20 REM *
*
30 REM *      J.L. CALVIN
*
40 REM *
*
50 REM *      FUNCKEYS
*
60 REM *
*
65 REM *      2/5/84
*
70 REM *****
***
80 REM
90 REM
95 PRINT "[clr][down, 5 times]
[right, 8 times][rvs-on]FU
NCKEYS[sp]INITIALIZING[rvs-
off]"
100 FOR X=49152 TO 50261: READ A: POK
EX, A: NEXT X
110 SYS 49152
1000 DATA 120, 169, 49, 141, 20,
3, 169, 234, 141, 21
1001 DATA 3, 88, 32, 176, 194, 1
62, 0, 138, 141, 230
1002 DATA 195, 189, 13, 195, 201
, 94, 240, 7, 32, 210
1003 DATA 255, 232, 76, 21, 192,
32, 192, 194, 32, 228
1004 DATA 255, 201, 49, 240, 19,
201, 50, 240, 18, 201
1005 DATA 51, 240, 17, 201, 52,
240, 16, 201, 53, 240
1006 DATA 15, 76, 38, 192, 76, 2
04, 192, 76, 58, 193
1007 DATA 76, 79, 192, 76, 24, 1
94, 76, 30, 194, 32
1010 DATA 176, 194, 160, 0, 162,
2, 169, 0, 145, 251
1011 DATA 200, 240, 3, 76, 88, 1
92, 230, 252, 202, 240
1012 DATA 3, 76, 88, 192, 169, 1
33, 141, 231, 195, 169
1013 DATA 49, 141, 232, 195, 32,
192, 194, 162, 0, 189
1014 DATA 174, 195, 32, 210, 255
, 232, 224, 7, 240, 3
1015 DATA 76, 119, 192, 173, 232
, 195, 32, 210, 255, 162
1016 DATA 0, 189, 181, 195, 32,
210, 255, 232, 224, 6
1017 DATA 240, 3, 76, 141, 192,
173, 231, 195, 160, 0
1020 DATA 145, 251, 32, 240, 194
, 32, 207, 194, 32, 207

```

WE NOW CARRY THE AMAZING

prosticK

ARCADE-STYLE JOYSTICK



FOR COMMODORE 64™
and VIC-20™

(Atari®
Compatible)
NO. 2002
\$24.95

FEATURES:

- Switchable gateplate™ (great for maze games)
- Left//right firing buttons (Index finger firing reduces fatigue)
- 5 Year limited warranty

TO ORDER BY MAIL: Bank check, money order, Mastercard, VISA & C.O.D. orders accepted — Include Charge #, bank #, expiration date. Add \$3.00 shipping & handling charges for each order (For C.O.D. add \$1.60) CA res. add sales tax.

MACROTECH MARKETING

15425 Los Gatos Blvd.
Los Gatos, CA 95030
(408) 358-3430

(All products shipped with
manufacturers warranty — All
orders sent UPS unless
otherwise specified.)

THE BEST FOR LESS

CASSETTE INTERFACE



Use any portable cassette recorder to load and save programs * Controls the cassette motor to start and stop the tape * Allows you to connect two cassette recorders together to make backup copies of any VIC-20 or C64 tape program. Only \$34.95

FULL RS232 INTERFACE



* Connects to the User port provides full RS232 signals for any RS232 modem or printer * 2 foot cable terminates in a male DB25 connector * Female/female & female/male null modem available \$10.95 * Comes with type in basic terminal program, and full description on printer hook up and programming. Only \$39.95

TO ORDER: SEE YOUR DEALER OR CALL:



1-800-321-2288



In Wash. state or for technical questions call (206) 236-2983. Add \$1.60 each for shipping. COD orders \$1.65 extra. We have a VIC/C64 to Volksmodem interface cable.

Mark the reader's service card for a **FREE** 30 page catalog. Circle No. 228

SEND MAIL
ORDERS TO:

Omnitronix

PO BOX 43 DEPT. C6 MERCER IS. WA 98040

GRAPH-TERM 64 A GRAPHICS TERMINAL PROGRAM FOR THE COMMODORE-64

GRAPH-TERM 64 is a 100% machine-language program which

- plots hi-res graphs generated by a mainframe computer or the C-64 in standard Tektronix® format
- downloads text (36K) or plot files (20K)
- creates instant replays of text or graphs at high speed, slow motion or stop action
- creates hard copies of plots on the Commodore 1520 Plotter

In addition, the machine language subroutines used in GRAPH-TERM 64 are documented so you can use them in your own programs to create fast, compact plot files and to drive the plotter at top speed.

\$49.95 U.S.

TO ORDER

Specify disk or tape

Add \$4.00 postage and handling for U.S. and Canada

Other foreign orders add 20% Michigan residents add 4% sales tax

BENNETT SOFTWARE CO.

3465 Yellowstone Dr.

Ann Arbor, MI 48105

(313) 665-4156

Dealer inquiries invited

The 1520 plotter and the Commodore 64 are products of Commodore Business Machines.

1020 DATA 145, 251, 32, 240, 194, 32, 207, 19
4, 32, 207

1021 DATA 255, 201, 13, 240, 16, 201, 95, 208
, 2, 169

1022 DATA 13, 160, 0, 145, 251, 32, 240, 194,
76, 168

1023 DATA 192, 173, 232, 195, 201, 57, 240, 3
, 76, 117

1024 DATA 192, 76, 12, 192, 120, 173, 7, 195,
141, 20

1025 DATA 3, 173, 8, 195, 141, 21, 3, 88, 169
, 0

1026 DATA 141, 232, 195, 32, 176, 194, 32, 51
, 165, 76

1027 DATA 116, 164, 173, 232, 195, 208, 31, 1
65, 215, 32

1030 DATA 249, 194, 176, 3, 76, 49, 234, 165,
212, 208

1031 DATA 249, 160, 0, 177, 251, 197, 215, 24
0, 6, 32

1032 DATA 240, 194, 76, 251, 192, 32, 240, 19
4, 160, 0

1033 DATA 177, 251, 32, 249, 194, 144, 11, 16
9, 0, 141

1034 DATA 232, 195, 32, 192, 194, 76, 49, 234
, 201, 0

1035 DATA 240, 241, 166, 198, 157, 119, 2, 23
0, 198, 32

1036 DATA 240, 194, 165, 198, 201, 11, 144, 2
16, 238, 232

1037 DATA 195, 76, 49, 234, 169, 133, 141, 23
1, 195, 169

1040 DATA 49, 141, 232, 195, 169, 0, 141, 233
, 195, 32

1041 DATA 176, 194, 162, 0, 189, 187, 195, 20
1, 94, 240

1042 DATA 7, 32, 210, 255, 232, 76, 78, 193,
32, 228

1043 DATA 255, 201, 89, 240, 77, 201, 78, 208
, 245, 32

1044 DATA 176, 194, 160, 0, 177, 251, 205, 23
1, 195, 208

1045 DATA 55, 162, 0, 189, 174, 195, 32, 210,
255, 232

1046 DATA 224, 6, 208, 245, 173, 232, 195, 32
, 210, 255

1047 DATA 169, 32, 32, 210, 255, 32, 240, 194
, 160, 0

1050 DATA 177, 251, 201, 0, 208, 3, 76, 210,
193, 32

1051 DATA 249, 194, 176, 52, 201, 13, 208, 2,
169, 95

1052 DATA 32, 210, 255, 76, 139, 193, 32, 240
, 194, 76

1053 DATA 108, 193, 238, 233, 195, 169, 126,
162, 4, 160

1054 DATA 255, 32, 186, 255, 169, 0, 32, 189,
255, 32

1055 DATA 192, 255, 32, 125, 194, 162, 126, 3
2, 201, 255

COMMODORE

-USER WRITTEN SOFTWARE-

Supporting all COMMODORE computers

Written by users, for users

★ GAMES ★ UTILITIES ★ EDUCATIONAL ★

VIC 20™

Vic 20 collects #1, 2, 3, 4, 5, 6
over 70 programs per collection - Tape/Disk - \$10.00
Vic 20 collections #7, 8
over 50 programs per collection - Tape/Disk - \$10.00

COMMODORE 64™

64 collection #1, 2, 3, 4, 5, 6, 7,
over 25 programs per collection - Tape/Disk - \$10.00

COMMODORE 64 COLLECTION #6

GAMES—Action Hockey ● Backgammon ● Civil War ● Dixie
64 ● Have a Nice Day ● Mission to Mars ● Octopus 1 ● Race
Shifter Invasion ● UTILITIES—64 Label ● Alpha Index
Dates ● Decision Maker ● Disassembler ● Event Calendar
Find Nom. Int. ● Income Tax Adv. ● Investment F.V.
Music Driver IN ● Music Driver P1 ● Music Driver P2
Music Driver P3 ● Music Driver P4 ● Pareto ● Roman
Numerals ● Seq. Append ● Term 64 ● Voice 3 ● Music
EDUCATIONAL—A Fable ● Curve ● Frt ● Finance Calc ● Fool
Inst ● Fool Pract ● Heat Solver ● Intergration ● Percent Drill
Projectile ● Titrator 64 ● Weigh

PET® / CBM®

22 collections - Tape/Disk - \$10.00 each

DINSET™: Reset Switch

Works on Vic 20 or Commodore 64 - \$5.00

SERIAL CABLES

10Ft.—\$10.00 15Ft.—\$15.00

LOC-LITE™

Operation Status Indicator Assembled & Tested
\$20.00

All prices include shipping and handling.

CHECK, MONEY ORDERS,
VISA and MASTERCARD accepted.

Circle No. 47

For A Free Catalog Write:

Public Domain, Inc.

5025 S. Rangeline Rd., W. Milton, OH 45383
10:00 a.m. - 5:00 p.m. EST - Mon. thru Fri.
(513) 698-5638 or (513) 339-1725

VIC 20, CBM, and Commodore 64 are Trademarks of Commodore Electronics Ltd.
PET is a Registered Trademark of Commodore Business Machines, Inc.

1056 DATA 32, 125, 194, 76, 106,
193, 169, 13, 32, 210

1057 DATA 255, 32, 207, 194, 173,
232, 195, 201, 57, 208

1060 DATA 49, 173, 233, 195, 201,
0, 208, 26, 162, 0

1061 DATA 189, 203, 195, 201, 94,
240, 7, 32, 210, 255

1062 DATA 232, 76, 234, 193, 32,
228, 255, 201, 0, 240

1063 DATA 249, 76, 12, 192, 169,
13, 32, 210, 255, 169

1064 DATA 10, 32, 210, 255, 32,
231, 255, 76, 12, 192

1065 DATA 32, 192, 194, 76, 106,
193, 32, 36, 194, 76

1066 DATA 91, 194, 32, 36, 194,
76, 108, 194, 32, 176

1067 DATA 194, 162, 0, 189, 215,
195, 201, 94, 240, 7

1070 DATA 32, 210, 255, 232, 76,
41, 194, 169, 125, 162

1071 DATA 8, 160, 1, 32, 186, 25
5, 162, 0, 32, 207

1072 DATA 255, 201, 13, 240, 7,
157, 234, 195, 232, 76

1073 DATA 66, 194, 138, 174, 11,
195, 172, 12, 195, 32

1074 DATA 189, 255, 96, 169, 253
, 174, 9, 195, 172, 10

1075 DATA 195, 32, 216, 255, 32,
125, 194, 76, 12, 192

1076 DATA 169, 0, 174, 5, 195, 1
72, 6, 195, 32, 213

1077 DATA 255, 32, 125, 194, 76,
12, 192, 176, 11, 32

1080 DATA 183, 255, 48, 12, 173,
230, 195, 208, 9, 96

1081 DATA 141, 230, 195, 76, 127
, 194, 169, 5, 72, 32

1082 DATA 231, 255, 160, 0, 32,
47, 241, 104, 9, 48

1083 DATA 32, 210, 255, 104, 104
, 169, 13, 32, 210, 255

1084 DATA 169, 13, 32, 210, 255,
76, 232, 193, 169, 147

1085 DATA 32, 210, 255, 169, 13,
32, 210, 255, 169, 13

1086 DATA 32, 210, 255, 96, 173,
5, 195, 133, 251, 133

1087 DATA 253, 173, 6, 195, 133,
252, 133, 254, 96, 173

1090 DATA 232, 195, 41, 1, 240,
13, 169, 4, 24, 109

1091 DATA 231, 195, 141, 231, 19
5, 238, 232, 195, 96, 173

1092 DATA 231, 195, 56, 233, 3,
141, 231, 195, 238, 232

1093 DATA 195, 96, 230, 251, 166
, 251, 208, 2, 230, 252

C-64 JUNE SPECIALS C-64

Beach-head — D-T	23.99	Paperclip — D	59.99
Pitstop — C	26.99	Delphi's Oracle — D	84.99
Spitfire Ace — D-T	20.99	Bank St. Writer — D	46.99
Pharaoh's Curse — D-T	23.99	Electronic Checkbk. — D-T	16.99
Blue Max — D-T	23.99	Money Manager — D-T	16.99
Loderunner — D	23.99	The Last One — D	68.99
Spare Change — D	23.99	Hes Modem	54.99

Add \$2.00 shipping & handling — Add \$2.00 for COD
Prices reflect cash discount — Add 3% for credit cards

NOW . . . BACK UP YOUR
EXPENSIVE C-64 SOFTWARE

CANADA A/M

© 1984

Easy to use — 1/2 Hour Copies of up to
90% of your disk based C-64 software
(for archival use only)

Only \$39.99 (Plus \$2.00 S&H)

SKYLIGHT SOFTWARE

22 MILLER ST., BELFAST, ME. 04915 (207)338-1410

Send for free list of 200 + items (C-64 or Vic-20)

COMMODORE OWNERS

Join the world's largest, active Commodore
Owners Association.

- Access to thousands of public domain programs on tape and disk for your Commodore 64, VIC 20 and PET/CBM.
- Monthly Club Magazine
- Annual Convention
- Member Bulletin Board
- Local Chapter Meetings

Send \$1.00 for Program Information Catalogue.
(Free with membership).

Membership	Canada	— \$20 Can.
Fees for	U.S.A.	— \$20 U.S.
12 Months	Overseas	— \$30 U.S.

Toronto Pet Users Group Inc.
Department "D"
1912A Avenue Road, Suite 1
Toronto, Ontario, Canada M5M 4A1

• LET US KNOW WHICH MACHINE YOU USE •

VIC-20 & 64



What is a Cheatsheet, anyway?

Leroy's Cheatsheet™ Keyboard overlays are durable plastic-coated templates. When simply laid on your VIC-20 and 64 keyboards, the **Leroy's Cheatsheet™** surrounds the keys with essential information, placing your most valuable programming tool at your fingertips.

At **Cheatsheet Products™** we take the time to learn and use each program before designing a keyboard overlay. Not only are our overlays designed using easy to follow instructions and illustrations, but all commands are available and many extras are added to make programming easy and fun.

Our BASIC **Leroy's Cheatsheet™** not only has all commands and functions, but also has device numbers, program list printing commands, disk commands, and many illustrative examples of the actual BASIC commands in the cutout.

Leroy's Cheatsheet™ overlays make it all easy for only \$3.95.

Please send me the following
Leroy's Cheatsheet™ keyboard overlays

ONLY
\$3.95
each

- | | | | |
|--------------------------|-------------------------------|--------------------------|--|
| 20 | 64 | 20 | 64 |
| <input type="checkbox"/> | Programmer's Aid ¹ | <input type="checkbox"/> | Graphic printer (1515 & 1525) ¹ |
| <input type="checkbox"/> | Vicmon ¹ | <input type="checkbox"/> | UMI Wordcraft 20 |
| <input type="checkbox"/> | Super Expander ¹ | <input type="checkbox"/> | HES Vic Forth ² |
| <input type="checkbox"/> | Vic Typewriter ¹ | <input type="checkbox"/> | HES Writer ² |
| <input type="checkbox"/> | Victerm 1 ¹ | <input type="checkbox"/> | Wordpro 3 plus |
| <input type="checkbox"/> | Term 64 ¹ | <input type="checkbox"/> | Easy Script ¹ |
| <input type="checkbox"/> | Quick Brown Fox | <input type="checkbox"/> | Basic |
| <input type="checkbox"/> | Hesmon ² | <input type="checkbox"/> | Paper Clip |
| <input type="checkbox"/> | Calc Result (advanced) | <input type="checkbox"/> | Script 64 |
| <input type="checkbox"/> | Pilot (Commodore) | <input type="checkbox"/> | PractiCalc 64/plus |

C
A
M

Send check or money order plus \$1.00 (postage and handling)
PA residents add 6% sales tax.

Name _____

Address _____

City _____ State _____ Zip _____

(1) Products of Commodore Business Machines, Inc. (2) Product of United Microware Industries, Inc. (3) Products of Human Engineered Software. VIC-20 is a Trademark of Commodore Business Machines, Inc.

CHEATSHEET PRODUCTS™

P.O. Box 8299 Pittsburgh PA. 15218 (412) 456-7420



- 1094 DATA 96, 201, 133, 144, 6, 201, 141, 176, 2, 56
- 1095 DATA 96, 24, 96, 250, 195, 232, 192, 238, 197, 234
- 1096 DATA 195, 18, 49, 41, 32, 146, 69, 88, 69, 67
- 1097 DATA 85, 84, 69, 32, 69, 88, 73, 83, 84, 73
- 1100 DATA 78, 71, 32, 67, 79, 77, 77, 65, 78, 68
- 1101 DATA 83, 13, 13, 18, 50, 41, 32, 146, 82, 69
- 1102 DATA 86, 73, 69, 87, 32, 69, 88, 73, 83, 84
- 1103 DATA 73, 78, 71, 32, 67, 79, 77, 77, 65, 78
- 1104 DATA 68, 83, 13, 13, 18, 51, 41, 32, 146, 67
- 1105 DATA 82, 69, 65, 84, 69, 32, 78, 69, 87, 32
- 1106 DATA 67, 79, 77, 77, 65, 78, 68, 83, 13, 13
- 1107 DATA 18, 52, 41, 32, 146, 83, 65, 86, 69, 32
- 1110 DATA 69, 88, 73, 83, 84, 73, 78, 71, 32, 67
- 1111 DATA 79, 77, 77, 65, 78, 68, 83, 32, 84, 79
- 1112 DATA 32, 68, 73, 83, 75, 13, 13, 18, 53, 41
- 1113 DATA 32, 146, 76, 79, 65, 68, 32, 67, 79, 77
- 1114 DATA 77, 65, 78, 68, 32, 70, 73, 76, 69, 32
- 1115 DATA 70, 82, 79, 77, 32, 68, 73, 83, 75, 13
- 1116 DATA 13, 94, 13, 70, 75, 69, 89, 32, 18, 146
- 1117 DATA 32, 61, 32, 63, 32, 72, 65, 82, 68, 32
- 1120 DATA 67, 79, 80, 89, 32, 89, 47, 78, 32, 63
- 1121 DATA 94, 13, 13, 18, 65, 78, 89, 32, 75, 69
- 1122 DATA 89, 146, 94, 70, 73, 76, 69, 32, 78, 65
- 1123 DATA 77, 69, 32, 61, 32, 63, 32, 94, 0, 137
- 1124 DATA 0, 0, 56, 229, 52, 168, 200, 165, 52, 240
- 1125 DATA 17, 141, 68, 198, 166, 51, 189, 0, 133, 79
- 1126 DATA 80, 69, 78, 52, 44, 52, 58, 67, 77, 68
- 1127 DATA 52, 58, 76, 73, 83, 84, 13, 137, 80, 82
- 1130 DATA 73, 78, 84, 35, 52, 58, 67, 76, 79, 83
- 1131 DATA 69, 52, 13, 134, 76, 79, 65, 68, 34, 36

Advertiser Product Listing

SOFTWARE

Aardvark
Abacus
Academy Software
Advanced Processor Systems
Alien Group
American Made Software
Apropos Technology
Arfon Micro Electronics
Basic Byte
Beaver Software Systems
Bit Card
Boston Educational Computing, Inc.
BSI, Blue Sky Software
Bytes and Pieces #2
Cardinal Software
Castle Software
Century Micro
CGRS Micro Tech
Comm*Data Software
Computer Alliance
Computer Management Corp.
Computer Mat
Computer Network
Computer Outlet
Computer Place
Computer Software
Cosmic
Cosmopolitan Software
Creative Software
Cyberia
Datamost
Double E Electronics
Dynatech
Eastern House
Fabtronics
French Silk
General System Consulting
Gloucester Computer, Inc.
GOSUB International
GOSUB of Slidell
H & E Computronics
H & H Enterprises #2

Handic
Hanna Enterprises
House of Software
Human Engineered Software
Info Designs
Input Systems, Inc.
Intelligent Software
ISA
Jack Degnon Associates
Jason Ranheim
Jini Micro
JMD Enterprises
Knight Writer Software
Krell
Leading Edge
Legal Byte Software
Limbic
Lynn Computer Services
M & M Computer System
(M)agreeable Software, Inc.
Mega Software
Merritt Software, Inc.
MFJ Enterprises, Inc.
Microdigital
Microdigital
Micro Peripherals
Micro Spec
Mirco Technic Solutions
Microware Distributors
Midwest Micro
Mystic Software
Nibbles and Bits, Inc.
Nibble Notch
Optimized Data Systems
Pace
Performance Micro Products
Personal Computers
P. F. Communications
Progressive Peripherals
Protecto
Psycom
Public Domain, Inc.
Pyramid Computerware
Quick Brown Fox
R & C Software

Red Shift
Rees Software Lab
Rocky Software
Sail Software
Saura
SJB Distributors
Skyles Electric Works
Skylight Software
Softsmith
The Software Clearing House
Software Guild
Southern Solutions
Strategic Simulations, Inc.
Susie Software
Systems Management Associates
T & F Software
Tamarack Software
Taylormade Software
Toronto Pet Users Group
Totl Software, Inc.
Tri Micro
TSASA, Inc.
United Micro Industries
Universal Software
Users Group Warehouse
Valley Video
Virginia Micro Systems
Waveform
What's? FOR THE 64
The Wizards
Xetex Inc.

Other Software Products

Bit Card
Cardinal Software
Century Micro
Cheat Sheet Products
Creative Software
C.S.I.
Fabtronics
French Silk
Gloucester Computer, Inc.

H & H Enterprises #
Human Engineered Software
Jack Degnon Associates
Jini Micro
M & M Computer Systems
MFJ Enterprises, Inc.
Progressive Peripherals
Psycom
Public Domain, Inc.
Soft-Guide
Toronto Pet Users Group
Universal Software
Users Group Warehouse
Xetex, Inc.

Education

Aardvark
Abacus
Academy Software
Apropos Technology
Boston Educational Computing, Inc.
BSI, Blue Sky Software
Bytes and Pieces #2
Cardinal Software
CGRS Micro Tech
Comm*Data Software
Computer Mat
Computer Place
Creative Software
Cyberia
Dynatech Microsoftware
French Silk
Gloucester Computer, Inc.
GOSUB of Slidell
Hanna Enterprises
Human Engineered Software
Jini Micro
JMD Enterprises
Knight Writer Software
Krell
Limbic
M & M Computer Systems

(M)agreeable Software, Inc.
Merritt Software, Inc.
Microdigital
Midwest Micro
Microtechnic Solutions, Inc.
Microware Distributors
Mystic Software
Nibble Notch
Progressive Peripherals
Psycom
Public Domain, Inc.
Pyramid Computerware
Quick Brown Fox
R & C Software
Rees Software Lab
Rocky Software
Sail Software
Skylight Software
The Software Clearing House
Software Guild
Southern Solutions
Systems Management Associates
T & F Software
Taylormade Software
Toronto Pet Users Group
Tri Micro
Universal Software
Users Group Warehouse
Valley Video
Virginia Micro Systems
Waveform
What's? FOR THE 64
The Wizards
Xetex Inc.

UNAUTHORIZED COMMODORE SERVICE CENTER

Tired of looking for service for your Commodore C64 and 1541?

LOOK NO FURTHER!

Send COMPUTER OUTLET your sick hardware and we'll repair it, or NO CHARGE.

\$39.95 Flat Rate*

VIC20/C64/1540/1541

C64 Power supplies repaired and upgraded **\$18.95**

*Send equipment intact with all parts and power supply.
45 Day Guarantee on all work

MAIL ORDER SPECIALS

STAR Gemini-10X	\$279.95
STAR's Power Type L/Q	\$399.95
MSD Dual Drive Disk Drive	\$569.95
Datasette	\$49.95

CLOTH COVERS to protect your VIC 20, C64, 1702, 1541, 10X **\$1.99**

PRINTER SUPPLIES: Ribbons for 10X \$3.95, for 1515 or 1525 \$8.95, for Prowriter \$7.95

COMPUTER OUTLET is an Authorized service center for STAR & MSD

CALL or WRITE for our free catalog

Circle No. 27

COMPUTER OUTLET, SD

5861 Mission Gorge Rd., San Diego, CA 92021, Tele. (619) 282-6200

BASIC + ML = ?

by Glen E. Colbert

One thing that prevents many people from moving from BASIC into the realm of machine language is a fear of the inability to write an entire program in code. However, programs don't have to be all machine language or all BASIC or all anything. In fact, I believe that the best program is one that is a combination of the user's language and the machine's. Everyone has had a program that just didn't quite do what they wanted it to, or didn't operate well with their equipment. On occasions when the program is in BASIC, "customizing" it is (usually) quite easy. On the other hand, tailoring a machine language program can be nothing less than a nightmare, but there are times when machine language is unavoidable. Sorting string arrays provides a prime example of this.

One of the (small) problems that has to be taken care of to "hybridize" a program is finding room in your computer for the machine language and BASIC programs to live and work. There are several ways to accomplish this. One way is to "steal" some of BASIC's work area and reserve it for the machine language program. Similar to this is the technique of putting the code inside the BASIC text area of memory. Another method is to use an area of memory which BASIC does not utilize (e.g. the cassette buffer). A fourth method is "chaining" the programs. Chaining is a process in which one program "LOADs" a separate program to perform a specific job. Once the job is performed, the second program then reloads the main program and execution continues.

MERGING THE PROGRAMS

Let's look at different ways to combine BASIC text and machine code. To do this, a machine language sort routine is provided

which will be merged into a basic program in several different ways. The routine is relocatable (will run at any available memory location), and was written to run on either the 64 or on a VIC-20 with one small modification (line 505 in listing #1). By POKeIng a value into memory location 828, the sort can be made from inside the string. For example, if the first five characters of the string are a zip code and the last name starts at the sixth position, the routine would sort by zip if a zero were POKEd into location 828. However, POKeIng a five into 828 would result in the routine sorting by names. It will sort 100 elements in an array in about two seconds. It is one which you will want to keep around as a permanent addition to your subroutine library.

The data for each of the examples is provided in program listing #1. I recommend that you type it in and save it as an independent file. Then the other programs can be easily merged with it.

BASIC LOADERS

Listing #2 gives an example of the most common method of merging ML and BASIC. Often called a "BASIC loader," this program READs the values from DATA statements and POKeS the machine language into memory. In this example, the routine is written into the top of the BASIC string storage area. To protect the program from BASIC attempting to store strings on top of it, line 105 changes the pointers to the top of memory. This leads BASIC to believe that the memory ends before the machine language routine, preventing it from storing information there. The variable ML is set by computing the top of BASIC address from the pointer as 55-56. ML is then used for both determining where to start POKeIng the code and knowing where to SYS to for the sort.

Basic loaders are popular for several reasons. Probably the most often given reason for their use is that very little programming expertise is required to use them. They are also quite easy for a user to modify for a particular application (so long as the code is relocatable). They don't require a machine language monitor or assembler, and it is easy to check for typing errors with a check sum (see CK in lines 125-135).

There are, however, two drawbacks to this method. First, it requires quite a bit more memory. In the given example, the machine language takes up 264 bytes of memory. However, the overhead for the poke routine and the BASIC data for the poke take up around 900 more bytes! That means that over 1K of memory is lost for just one small routine. While 1K may not seem like much, it really is, particularly if the program is to run on a 5K VIC.

The second problem, while much less serious, can be quite annoying with long machine language routines. This is the time that the program seems to "stop" while the machine language is POKEd into memory. If this method is employed, it is a good idea to flash a message on and off while it is being stored to avoid "blank screen paranoia".

INSIDE BASIC TEXT

A more memory efficient method would be to save the machine language in its object (executable) form directly with the BASIC program. Then, each time the program is loaded, the machine language is ready to go. For Disk users, merging the files is quite simple. The machine language can be saved to the disk as a program file and appended to the BASIC program with the "CO:" command in the Disk Operating System (DOS). Once the files have been

appended this way, the machine language is a part of the main program file on the disk. Each time it is loaded, the machine language is too. BASIC starts storing variables AFTER the last location loaded. This automatically takes care of the problem of protecting the routine from BASIC.

One problem with this method is determining where the machine language routine starts after the programs have been merged. However, because the pointer to the start of BASIC variables points to an address *three bytes past* the end of the routine, it can be used to find the correct address to SYS to. Just subtract the length of the machine language routine + 3 from the address given by the start of variables pointer! Now the machine language is much less of a memory hog. Program three gives an example of writing a program file from data statements.

Running this program will write a program file called "ml.program" to the disk. Once this has been done, type in program number four. This program should then be **SAVED** to the same disk using the name "BASICPROGRAM." To merge the files, send the following commands to the disk drive:


```

500 DATA 32,115,0,32,139
505 DATA 176:REM 208 FOR VIC 20
510 DATA 165,47,133,252
515 DATA 165,48,133,253,160,0,177,252,197,69
520 DATA 208,7,200,177,252,197,70,240,31,160
525 DATA 2,24,177,252,101,252,72,200,177,252
530 DATA 101,253,133,253,104,133,252,165,253
,197
535 DATA 50,144,217,165,252,197,49,144,211,9
6
540 DATA 160,5,177,252,141,160,3,200,177,252
545 DATA 141,161,3,169,1,141,162,3,169,0
550 DATA 141,163,3,24,165,252,105,7,133,228
555 DATA 165,253,105,0,133,229,165,228,133,2
18
560 DATA 165,229,133,219,24,165,218,105,3,13
3
565 DATA 228,165,219,105,0,133,229,160,0,177
570 DATA 218,208,51,24,173,162,3,105,1,141
575 DATA 162,3,173,163,3,105,0,141,163,3
580 DATA 173,163,3,205,160,3,144,204,173,162
585 DATA 3,205,161,3,144,196,173,164,3,208
590 DATA 6,169,147,32,210,255,96,169,0,141
595 DATA 164,3,240,155,141,165,3,177,228,240
600 DATA 231,141,166,3,200,177,218,133,226,1
77
605 DATA 228,133,230,200,177,218,133,227,177
,228

```

STOP PLAYING GAMES NEW Disk Commander 64


- Calculate odds on HORSE RACES with ANY COMPUTER using BASIC.
- SCIENTIFICALLY DERIVED SYSTEM really works. TV Station WLKY of Louisville, Kentucky used this system to predict the odds of the 1980 Kentucky Derby. See *Popular Computing* (February, 1984) for a review of this program. This system was written and used by computer experts and is now being made available to home computer owners. This method is based on storing data from a large number of races on a high speed, large scale computer. 23 factors taken from the "Daily Racing Form" were then analyzed by the computer to see how they influenced race results. From these 23 facts, ten were found to be the most vital in determining winners. NUMERICAL PROBABILITIES of each of these 10 factors were then computed and this forms the basis of this REVOLUTIONARY NEW PROGRAM.
- SIMPLE TO USE: Obtain "Daily Racing Form" the day before the races and answer the 10 questions about each horse. Run the program and your computer will print out the odds for all horses in each race. COMPUTER POWER gives you the advantage!
- YOU GET:
 - 1) Program on cassette or disk.
 - 2) Listing of BASIC programs for use with any computer.
 - 3) Instructions on how to get the needed data from the "Daily Racing Form."
 - 4) Tips on using the odds generated by the program.
 - 5) Sample form to simplify entering data for each race.



MAIL COUPON OR CALL TODAY

3G COMPANY, INC. DEPT. C (503) 357-5607
RT. 3, BOX 28A, GASTON, OR 97119

Yes, I want to use my computer for FUN and PROFIT. Please send me "Play the Horses" for **\$29.95**. Circle the cassette you need: PET/CBM, VIC-20, Color Computer, TRS-80, Sinclair Timex 1000, Atari, Commodore 64 (disk or cassette), Apple (disk or cassette)

Enclosed is: check or money order MasterCard Visa 

Card No. _____ Exp. date _____

NAME _____

ADDRESS _____

CITY _____ STATE _____ ZIP _____

START USING YOUR COMPUTER FOR FUN and PROFIT!

AutoPrint Microconnection Modem Model APV—for Commodore 64/Vic 20® Computer



300 baud autodial, autoanswer modem with electronics compatible printer interface.

Cables supplied for computer, printer, and telephone connection. Terminal program supplied on cassette —easily transferred to disk.

Compatible with EASYSCRIPT® for word processing on the Commodore 64.

AutoPrint Microconnection retails for \$179.95.

Dealer Inquiries Welcome.

©Commodore Business Machines.

the microperipheral corporation
 2565 - 152nd Avenue NE, Redmond, WA 98052
 (206) 881-7544

```

610 DATA 133,231,172,60,3,177,226,209,230,14
4
615 DATA 168,240,2,176,11,200,204,165,3,240
620 DATA 158,204,166,3,208,235,160,0,173,166
625 DATA 3,145,218,173,165,3,145,228,200,165
630 DATA 230,145,218,165,226,145,228,200,165
,231
635 DATA 145,218,165,227,145,228,169,1,141,1
64
640 DATA 3,169,0,240,210

```

```

OPEN15,8,15
PRINT#15,"CO:BOTH=BASIC
PROGRAM,ML.PROGRAM
CLOSE15

```

The "CO:" command will create a new file on the disk called "BOTH." It contains the BASIC program from listing 4 and the machine language program created by listing 3. The result is a user modifiable BASIC program with a fast machine language sort routine that only uses 260 bytes of memory.

The files could be appended on the disk by changing line #30 in listing three to read OPEN3,8,3"BASICPROGRAM,A" to directly append the file, but having separate files makes corrections and changes much easier later on. Aside from the significant memory savings that this method provides, it has an additional advantage. It seems that when BASIC text is moved around to make room for new lines (or deleted lines) and when a program is saved, the start of variables pointer is used to determine when enough text has been moved. This means that the machine language is not overwritten when changes are made to the BASIC program. It also means that your machine language will be saved along with any changes that you make to the program. With this pointer being used to determine the starting address of the machine code, the address to +SYS doesn't have to be re-computed each time changes are made to the BASIC program. This only applies however, to programs that do not have internal JMPs or JSRs.

GETTING THE BOOT

There are times when the routine that is to be used with the BASIC program is not relocatable. How about that routine in last month's magazine that has to be located at \$C000, but with the BASIC loader and your program both in you keep running out of memory? If you are comfortable with machine language, there is always the option of modifying the code to run at the end of BASIC as in the last example. However, every time the BASIC text is edited, the code will have to be re-modified. There is a solution which, while not too graceful, does take care of this

problem. This is to load the program with the machine language data, POKE the code, protect it, and then load the main program. A problem which is often encountered in using this method is that

when one BASIC program LOADs another, the start of variable pointers are not reset to the end of the new program. While this permits passing variables between the two programs, it also means that the second program loaded must be smaller than the first. If this condition is not met, the variables will be stored in the same memory area that the BASIC text is. This will almost guarantee the program to crash.

One way of working around this problem is to use the 'dynamic keyboard technique,' using the keyboard que to force load the second program. Listing #5 provides an example of this method. This program is loaded first. It POKEs the machine language into an area which is not used by BASIC. In this example, it puts

STAR CRASH 64

commodore 64

STAR CRASH
by
MICRO APPLICATION

Not just another shooting game. **STAR CRASH** takes you on a frantic space mission in the galactic year 2082. You're sitting in the pilot's seat of a combat vessel, looking for the enemy. Use your missile to destroy them, your protection cells to neutralize them or fly away from them. But get ready, they're coming.

Use your:

- panoramic radar
- doppler radar
- visualization screen
- guidance mode
- power indicator
- navigation and control instruments

Nine levels of difficulty. Impress your friends with the movie-like presentation and the transcription of New World Symphony by Dvořak. Find out what makes this game so popular in Europe.

INTRODUCTORY PRICE \$22⁹⁵
Plus \$1.50 shipping and handling.
California residents add 6.5% sales tax.

Send certified check or money order to:
SOFTWAY, 1250 Oakmead Parkway,
Suite 210, Sunnyvale, CA 94086.

SOFTWAY

Commodore 64 is a trademark of Commodore Electronics Ltd.

the code into the block of memory above BASIC at \$C000. At line thirty, the screen is cleared and the LOAD and RUN commands are printed on the screen just as if they had been typed in.

You may have noticed that, at times, a BASIC program will seem to stop for a few seconds then continue. If keys have been pressed while this happened the characters may seem to suddenly appear once the program resumes. Even while BASIC is busy, the computer is looking at the keyboard to see if a key is being pressed. If a key has been pressed, the computer will put it in a temporary area of memory for BASIC to use when it 'gets the time.' This area of memory is called the "keyboard que" and is located from address 631-640. Additionally, the computer stores the number of characters in the buffer in address 198 so that BASIC knows when to stop reading information from the que. Line 50 POKES a four into address 198 to "fool" BASIC into thinking that there are four characters waiting for it. Line 60 POKES four carriage returns into the keyboard que. When the program reaches the END in line 70, the program stops, but BASIC still thinks that it has characters to process. The LOAD and RUN messages were printed on the screen to be on the lines where the cursor will end up as the program stops. When BASIC processes the carriage returns, it is as if someone had typed in the load instruction and pressed return. By changing the character color to the background color, the process will be invisible to the user.

A better method might be to have the first program change the start of variables pointer to where it would be for the second program by poking new values into memory locations 44-45. The second program can then be loaded by a LOAD "PROGRAM",8 within the first program.

CHAINING PROGRAMS

The boot method illustrated the fact that one program can load and run another. With a little bit of deduction, it should become clear that the machine language program doesn't really have to be in the computer at the same time as the BASIC program. Rather, it can be kept out on the disk as a separate program and loaded in when needed. This eliminates the need for protecting an area in memory for the program. Not only does it save the 900+ byte basic loader overhead found in listing #2, it also eliminates the 260 bytes taken up by the machine language itself. By chaining, programs can be run on an unexpanded VIC that would require a much larger computer if all of the segments were loaded together.

When one program LOADs another, the second program loaded begins execution at the first line. To avoid re-initializing variables and REDIMMED ARRAY errors, some method must be employed to jump into the program at a safe point after it is loaded. One way of doing this is to check for a variable that is known to have a value after the first program has been run. If the value is set, then the program should

GOTO the safe entry point. Otherwise, it should be alright to execute the program normally. For an example of this, see line 5 in the disk librarian program.

The program given in listing #3 shows that a machine language program can be written out to the disk as a program file. However, if the program created by it is loaded into memory as a BASIC program, LISTing it will show garbage. Typing RUN

```

10 GOTO100
20 *****
21 *      LISTING #2      *
22 *  BASIC LOADER FOR  *
23 *      STRING        *
24 *  ARRAY SORT ROUTINE *
25 *  W/SAMPLE USAGE   *
26 *****
30 DIM S$(100):REM CREATE ARRAY
35 PRINT""[clr][down, 5 times]CREATING[sp]S
   TRING[sp]ARRAY"
40 FORL=1TO100
45 FORJ=1TO30
50 S$(L)=S$(L)+CHR$( (RND(1)*26)+65)
55 NEXTJ:PRINTS$(L):NEXTL
60 POKE 828,0 :REM STRING POSITION TO SORT
   FROM
65 PRINT""[down, 2 times]STARTING[sp]SORT"
   :TI#=""000000"
70 SYS(ML),S$(0):T=TI
75 PRINT""SORT[sp]FINISHED"
80 FORL=1TO100
85 PRINTS$(L)
90 NEXTL
95 PRINTSORT TIME ="T/60" SECONDS":END
100 REM BASIC LOADER
105 POKE56,PEEK(56)-2:CLR
110 ML=PEEK(55)+256*PEEK(56):REM NEW TOP OF
   MEMORY
115 FORL=MLTOML+264
120 READ DT:POKEL,DT
125 CK=CK+DT
130 NEXTL
135 IFCK<>38208 THEN PRINT "ERROR[sp]IN[sp]
   DATA":END:REM CK<>38240 ON VIC
140 GOTO30

```

Maneuver through the mazes to make a million!

BRIN& JIN&

Graphics for C-64, disk only, joystick required.

CA residents add \$1.95 tax. Send \$29.95 in check or money order to:

Chromazone Software

P.O. Box 7325 • San Jose, CA 95150-7325

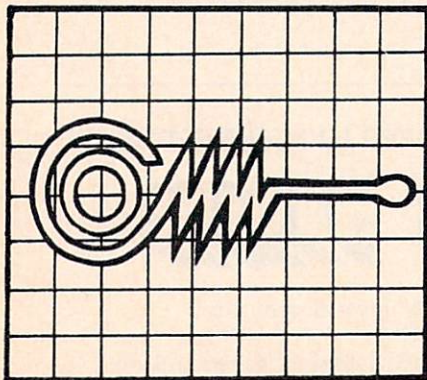
will result in a SYNTAX ERROR. How then, can a machine language program be loaded from a BASIC program with the LOAD command and be executed? Listing #7 is a program which writes another program. Type it in with the data statements in listing #1 and RUN it. It will write a program file called "CHAIN SORT" to the disk. Load "CHAIN SORT" and LIST it. The BASIC lines displayed were written from the data in lines 300 to 335.

Chain Sort is a simple program. All it does is call a machine language routine, then load the main program. However, unlike the programs written by program number 3, it can be loaded and run independently.

DISK LIBRARIAN

Program #6 is a rather handy program. It provides alphabetized listings of files on one or more disks. The DIM statements should be changed to reflect the number of programs and disks that need to be cataloged for your particular purpose. Also, the printer routines may need to be changed to operate properly on your equipment. While it is a nice utility to have, it was written to give you an opportunity to experiment with these different methods of merging BASIC and machine language. There is nothing like a few successful experiments to build confidence.

Each method has advantages and disadvantages. Each is more appropriate in some situations than in others. How often does the routine have to be called? How tight are the memory restrictions? How difficult will modifications to the program be? How idiot proof does the program have to be? Only you can answer these questions about your own programs, but a bit of playing around with these techniques will help when it comes time to merge your own routines.



```

10 GOTO30
20 *****
21 *   PROGRAM TO WRITE A   *
22 *   PROGRAM FILE TO    *
23 *   THE DISK FROM DATA *
24 *   IN BASIC DATA STATEMENTS *
25 *****
30 OPEN 3,8,3,"ML PROGRAM,P,W"
35 PRINT#3,CHR$(1);:REM LOW BYTE OF START A
   DDRESS
40 PRINT#3,CHR$(8);:REM HIGH BYTE OF START
   ADDRESS
45 FORL=1TO265
50 READ DA:PRINT#3,CHR$(DA);
55 NEXT:PRINT#3,CHR$(0);CHR$(0);
60 CLOSE3:END
135 IFCK<>38208THENPRINT" ERROR[sp]IN[sp]DAT
   A":END:REM CK<>38240 ON VIC
500 DATA FROM LISTING #1 HERE

```

```

10 GOTO30
20 *****
21 *   LISTING #4   *
22 *   THIS PROGRAM IS TO *
23 *   BE MERGED WITH *
24 *   ML PROGRAM WHICH WAS *
25 *   CREATED BY LISTING 3 *
26 *****
30 ML=PEEK(45)+256+PEEK(46)-264-3
35 DIM G$(100):PRINT" CREATING[sp]ARRAY"
40 FOR L=1TO100
45 FOR J=1TO15
50 G$(L)=G$(L)+CHR$((RND(1)*26)+65)
55 NEXTJ:PRINTG$(L):NEXTL
60 PRINT" STARTING[sp]SORT":TI$=""000000"
65 SYS(ML),G$(0):T=TI
70 PRINT" SORT[sp]FINISHED"
75 FORL=1TO100
80 PRINTG$(L)
85 NEXTL
90 PRINT" SORT[sp]TIME[sp]="T/60"[sp]SECO
   NDS"
95 END

```

```

10 GOTO100
20 *****
21 * LISTING #5 *
22 * BOOT LOADER FOR *
23 * DISK LIBRARY *
24 * C-64 ONLY *
26 *****
30 PRINT"[clr][down, 2 times]
LOAD"CHR$(34)"MAIN[sp]PR
OGRAM"CHR$(34)"",8"
40 PRINT"[down, 4 times]RUN[home]"
50 POKE198,4:REM NUMBER OF CHA
RACTERS IN BUFFER
60 FORL=631 TO 635:POKEL,13:NE
XT:REM FILL BUFFER WITH <CR
>S
70 END
100 REM BASIC LOADER
110 ML=49152
115 FORL=MLTOML+264
120 READ DT:POKEL,DT
125 CK=CK+DT
130 NEXTL
135 IFCK<>38208 THEN PRINT"ER
ROR[sp]IN[sp]DATA":END
140 GOTO30
500 REM DATA FROM LISTING ONE H
ERE

```

```

5 IFCO<>OTHEN60
10 DIMAS$(500),DI$(29):CO=1:OF
EN15,8,15
20 PRINT"[clr][down, 5 times]
[sp, 12 times]DISK[sp]LIBR
ARIAN"
30 PRINT"[down][sp, 12 times]
BY[sp]G.E.COLBERT"
40 PRINT"[down, 5 times][sp,
2 times]PRESS[sp][rvs-on]RE
TURN[rvs-off][sp]TO[sp]BEGI
N"
50 GETW$:IFW$<>CHR$(13)THEN50
60 PRINT"[clr][down]DISKS[sp]
ENTERED[sp]SO[sp]FAR:"
70 FORL=1TODI
80 PRINTDI$(L):NEXT
90 PRINT"[down][sp, 6 times][
rvs-on]A[rvs-off]DD[sp]DISK
[sp, 2 times][rvs-on]F[rvs-
off]RINT[sp][rvs-on]S[rvs-o
ff]ORT"
100 GETW$:IFW$=" " THEN100
110 IFW$="P" THEN1000
115 IFW$="S" THEN2000
120 IFW$<>"A" THEN100
130 PRINT"[down]INSERT[sp]DISK
[sp]TO[sp]BE[sp]ENTERED[sp]
INTO[sp]THE"

```

Better Than Original Equipment



This CP Power Supply for the Commodore 64 and VIC-20 is definitely better and more reliable than the one that originally came with your computer. It works dependably, year-in and year-out. Unlike the others, this CP Power Supply is serviceable, NOT disposable.



Computer Place (213) 325-4754

23914 Crenshaw Blvd. Torrance, CA 90505

Dealer Inquiries Welcome

Commodore 64 and VIC-20 are trademarks of Commodore Business Machines, Inc.
Circle No. 104

UNAUTHORIZED COMMODORE SERVICE CENTER

Tired of looking for service for your Commodore
C64 and 1541?

LOOK NO FURTHER

Send COMPUTER OUTLET your sick hardware, we'll
repair it or NO CHARGE.

\$39.95 Flat Rate*

VIC20 - C64 - 1540 - 1541

C64 Power supplies repaired and upgraded \$19.95

*Send equipment intact with all parts and power supply
45 Day Guarantee on all work

MAIL ORDER SPECIALS

STAR Gemini-10X	\$279.95	STAR Power Type L/Q	\$399.95
MSD Dual Disk Drive	\$569.95	Darassette	\$49.95

CLOTH COVERS for protection of your VIC 20, C64,
1702, 1541, 10X \$1.99

Printer Supplies: Ribbons, 10X - \$3.95/1515 or 1525
- \$8.95/Prowriter - \$7.95

CALL or WRITE for our free catalog
COMPUTER OUTLET is an Authorized service center
for STAR & MSD

COMPUTER OUTLET, SD

5861 Mission Gorge Road
San Diego, CA 92021

TEL. (619) 282-6200

Circle No. 27

```

140 PRINT" CATALOG,[sp]THEN[sp]
PRESS[sp][rvs-on]RETURN[rvs-
off]"
145 GETW$:IFW$(>CHR$(13) THEN145
150 PRINT#15," IO:"
160 INPUT#15,E,E$,E1,E2
170 IFE(>0)THENPRINTE;E$;E1;E2:G
OTO90
190 GOSUB500:GOTO60
500 FL=1
510 CLOSE1:OPEN1,B,0,"#0"
520 GET#1,A$,B$
530 GET#1,A$,B$
540 GET#1,A$,B$
550 C=0
560 IFA$(>"") THENC=ASC(A$)
570 IFB$(>"") THENC=C+ASC(B$)*2
56
580 AS$(C)=RIGHT$(" "[sp, 4 tim
es]" +MID$(STR$(C),2),3)+" "[sp]"
590 GET#1,B$:IFST(>0)THEN700
600 IFB$(>CHR$(34) THEN590
610 GET#1,B$:IFB$(>CHR$(34) THEN
AS$(C)=AS$(C)+B$:GOTO610
620 GET#1,B$:IFB$=CHR$(32) THEN6
20
630 C$=""
640 C$=C$+B$:GET#1,B$:IFB$(>"")
THEN640
650 AS$(C)=LEFT$(AS$(C)+" "[sp
, 20 times]"",20)
660 AS$(C)=AS$(C)+LEFT$(C$,3)
670 IFFL=1THENFL=2:DI=DI+1:DI$(
DI)=AS$(C):CO=CO-1:GOTO690
680 AS$(C)=AS$(C)+" "[sp, 2 ti
mes]"-["[sp, 2 times]" +RIGHT$(
DI$(DI),3)
685 PRINTAS$(C)
690 CO=CO+1:IFST=0)THEN530
700 AS$(C)="" :CO=CO-1
710 CLOSE1
730 RETURN
1000 REM***** PRINT CATALOG **
*****
1010 OPEN4,4:P=1
1020 PRINT" POSITION[sp]PAPER[sp
]TO[sp]TOP[sp]OF[sp]FORM"
1030 PRINT" THEN[sp]PRESS[sp][rvs-
on]RETURN[rvs-off]"
1040 GETW$:IFW$(>CHR$(13) THEN104
0
1050 FORL=1TOCOSTEP60
1060 PRINT#4,CHR$(14)" DISK[sp]C
ATALOG[sp, 3 times]PAGE[sp,
2 times]#":P
1070 PRINT#4,"[sp]#[sp, 5 times
]FILE[sp]NAME[sp, 6 times]T
YPE[sp, 4 times]DISK"

```

```

1080 PRINT#4," BLKS[sp, 27 times
]ID[sp]"
1090 FORJ=0TO59
1100 PRINT#4,"[sp, 13 times]"A
S$(L+J):NEXTJ
1120 PRINT#4,CHR$(14)"[sp, 4 ti
mes]PAGE[sp]#":P:P=P+1
1130 PRINT#4,CHR$(10)
1150 NEXTL
1160 PRINT#4," FINISHED"CHR$(10
):CLOSE4
1170 GOTO60
2000 REM ***** SORT ROUTINE **
***
2010 PRINT" SORT[sp]BY[sp][rvs-o
n]S[rvs-off]IZE[sp][rvs-on]
N[rvs-off]AME[sp][rvs-on]T
[rvs-off]YPE[sp][rvs-on]ID[r
vs-off]ISK[sp]ID"
2020 INPUTW$:IFW$=""S" THENP=0:G
OTO2070
2030 IFW$=""N" THENP=4:GOTO2070
2040 IFW$=""T" THENP=20:GOTO2070
2050 IFW$=""D" THENP=24:GOTO2070
2060 GOTO2010
2070 POKEB28,P
2080 REM ***** CALL SORT ROUTIN
E *****
2090 LOAD"CHAIN[sp]SORT",B
2100 PRINT" LOAD[sp]PROGRAM[sp]ID
ISK":GOTO2010

```

```

10 GOTO30
20 *****
***
21 * THIS LISTING CREATES
*
22 * A PROGRAM FOR CHAINING WI
TH *
23 * A SECOND PROGRAM TO
*
24 * SORT A STRING ARRAY AS$(
X) *
25 *****
***
30 OPEN 3,8,3,"CHAIN[sp]SORT,
P,W"
35 PRINT#3,CHR$(1)::REM LOW BY
TE OF START ADDRESS
40 PRINT#3,CHR$(8)::REM HIGH B
YTE. USE 16 WITH VIC 18 W/E
XPANDED VIC
45 FORL=1TO265+78:REM ROUTINE
+ BASIC
50 READ DA:CK=CK+DA:PRINT#3,CH
R$(DA);
55 NEXT:PRINT#3,CHR$(0);CHR$(0
);

```



```

60 CLOSE3
135 IFCK<>42443THENPRINT'ERROR
[sp]IN[sp]DATA';REM CK<>42
480 ON VIC (42488 EXP. VIC)
140 END
288 REM ** BASIC PROGRAM SEGMENT **
300 DATA 17,8,10,0,158,40
301 DATA 50:REM 52 VIC 52 EXP.
VIC
302 DATA 49:REM 49 VIC 54 EXP.
VIC
303 DATA 50:REM 55 VIC 56 EXP.
VIC
304 DATA 55:REM 53 VIC 55 EXP.
VIC
305 DATA 41,44,65,83,36,0,39,8,
20,0
310 DATA 147,34,77,65,73,78,32,
80,82,79
315 DATA 71,82,65,77,34,44,56,0
,71,8
320 DATA 30,0,153,34,73,78,83,6
9,82,84
325 DATA 32,77,65,73,78,32,80,8
2,79,71
330 DATA 82,65,77,32,68,73,83,7
5,34,0

```

```

335 DATA 77,8,40,0,138,0,0,0
400 REM ***** SORT ROUTINE ***
****

```



REMs to Readers

Submitting Material to *COMMANDER* Magazine

We encourage everyone to submit articles/programs to *COMMANDER* for possible publication. If you have written an original program/article about a computer application, product, or educational approach, please send us a manuscript or letter of inquiry. Materials of interest to beginning, intermediate, and advanced programmers are welcomed.

Submitted materials should follow these guidelines:

1. Articles must be typed double-spaced, in upper and lower case on 8½" x 11" paper, with at least 1½" margins on all sides. Good quality printers may be used if the output is clear and dark. Two copies of each article should be included.
2. Programs must be provided in both hard-copy listing and machine readable form (disk or tape). Where feasible, please include both C-64 and VIC-20 versions.
3. Each page should include your name, title of the article, the date

submitted, and the page number. Any accompanying listings, photos, graphs, etc., must be clearly identified.

4. In your cover letter, include a brief description of your relevant background and interests, the computer equipment you use, and the intended audience of your submission. Don't forget your address with day and evening phone numbers.
5. We only consider articles that are submitted exclusively to *COMMANDER*. If you do not receive a response from our office within eight weeks, please write or call before sending it to another publication.
6. The amount of payment for accepted materials depends on the type, length, and quality. You will receive an author contract specifying payment and copyright details before publication.
7. Reviews of commercial products are generally commissioned from our office. Please, do not solicit free copies from manufacturers on your own.

However, we would consider well-written, timely reviews of hardware and software you have purchased for your own use.

Materials not accepted for publication can be returned only if a SASE or adequate postage is included. Please send all unsolicited materials to:


Submissions Editor
COMMANDER Magazine
 P.O. Box 98827
 Tacoma, WA 98498



New Products

THE TRAV-L-CASE

The Computer Case Company of Columbus, Ohio, producers of compact carrying cases for microcomputers for over four years has just introduced new Trav-L-Cases for the Commodore 64 or Vic 20 computer



These cases are constructed of heavy duty materials with extensive inside foam padding to provide the level of protection required for the frequent long distance traveler. They are constructed of plywood sides covered with scuff resistant vinyl on the outside for an attractive appearance, metal protection on the edges and corners, key draw bolt locks, padded handle and a minimum of one inch of foam padding on all sides for protection of the equipment.

The cases have been sized to hold the equipment in a package that can be handled by one person and will easily fit inside the trunks of most standard size cars.

The cases can be obtained through most computer stores or direct from the Computer Case Company, 5650 Indian Mound Court, Columbus, Ohio 43213, (614) 868-9464 or (800) 848-7548.

KEEPTRACK™

FILE MANAGER FOR PERSONAL COMPUTERS

Turn your Commodore 64 or VIC 20 into an electronic organizer! *KeepTrack: File Manager for Personal Computers* by Norm Church is a versatile program that allows your computer to "keep track" of

all kinds of information: mailing lists, household inventories, tax expenses, bibliography lists, birthdays, recipes, etc. The book and book/software package will both be released by Dilitium Press in March, 1984.

KeepTrack: File Manager for Personal Computers is a file management program that stores and retrieves information like an ordinary file cabinet — except it's much faster, easier to use, and more flexible.



KeepTrack: File Manager for Personal Computers performs all of the following useful functions: add data, display data, change data, save a file, retrieve a file, print labels, sort by category, turn sort off, and select categories. The software contains the *KeepTrack* program as well as two data files.

Dilitium Press
8285 SW Nimbus Suite 151
Beaverton, OR 97005

SOFTWARE LETS NOVICES AND PROS SEE THEIR MUSICAL COMPOSITIONS IN STANDARD NOTATION ON COMMODORE 64

A software package which shows MusiCalc 1 users how their improvisations and creations would look in standard musical notation.

According to Waveform, users can see the notation on any screen used with the Commodore 64, and also obtain easy-to-read printouts using any of several graphics printers.

The product, called MusiCalc 2 ScoreWriter, translates score sequences created on MusiCalc 1 into standard music notation that appears on the screen in either one, two or three voices at a time, depending on the user's preference. ScoreWriter lets users link MusiCalc 1 sequences together, allowing compositions to contain over 7,000 notes.

Users can receive easy-to-read printouts of their creations by installing a compatible Epson printer with the Graftrax option, or a Commodore VIC-1525 graphics printer.

MusiCalc 2 ScoreWriter works in conjunction with MusiCalc 1.

The ScoreWriter package also includes SynLink, which McCreery described as "a bonus program which allows the MusiCalc system to work in sync with up to eight digital effects devices, including popular drum machines such as Drumulator, Drumatix and Dr. Rhythm. With SynLink, you can have the digital effects device control the MusiCalc system and vice versa.



"ScoreWriter makes it possible for anyone to create written music," said McCreery. "And musicians who can't read or write in standard musical notation can use the MusiCalc 2 Scorewriter to translate improvisations into sheet music. Musicians can also use MusiCalc 2 ScoreWriter for copywriting and publishing purposes, or for supplying band members with copies of arrangements."

Waveforms MusiCalc 2 ScoreWriter retails for \$34.95, and will be available

through computer specialty stores, computer software stores, book stores and musical instrument stores.

SYNAPSE ANNOUNCES RELAX: THE FIRST IN A SERIES OF PERSONAL HEALTHWARE PROGRAMS FOR HOME COMPUTERS

Synapse has announced the debut of their new hardware/software package RELAX, a stress reduction system designed for use with your home computer.

Using bio sensory technology, RELAX allows you to monitor stress levels by representing muscle tension graphically on your computer monitor. The RELAX



workbook that is included with the hardware and software helps you to understand your reactions to stress and also provides suggestions for managing and reversing those reactions. An audio tape guides you into deep relaxation, and when you use this tape in conjunction with the biofeedback mechanism, you'll be able to see and feel results. RELAX also allows you to program in subliminal messages that will reinforce your relaxation response.

The method is simple. Put on your RELAX sensor headband. Three tiny sensors in the band provide highly accurate measurements of muscle tension. This biofeedback method, called electromyograph (or EMG), measures electrical activity in the muscles. When you're tense, electrical activity increases. Of course, when you are relaxed, electrical activity decreases and your muscles lose their tension. With RELAX, this is portrayed graphically on your computer monitor.

A control unit allows you to determine the sampling rate that you wish to use. A very fast sample can help you discover your unconscious reactions to stressful stimuli, and a slower averaged rate will give you a general index of relaxation. Whatever setting you choose, you can see the readings immediately on the screen. If you attach a printer to your computer, your reading can also be printed out.

RELAX is the first in a series of products from the new personal healthware division of Synapse, designed to use the capabilities of your home computer to help monitor and improve your health.

HOME DECORATOR™ FOR THE C-64

We decorate your home. Or your office. We teach you about colors, furniture layout, and even the theory behind it. Then, by following simple instructions you select carpeting, paint walls, move heavy sofa beds—and you see it before you make costly mistakes.

Softron, Inc.
150 Nassau Street Suite 2024
New York, NY 10038
(212) 608-2922

STATISTICS PACKAGE FOR COMMODORE 64

Quality Input, Inc., has just announced the release of "Q-STAT," a statistical package designed for the Commodore 64. The Q-STAT package was designed for the researchers in education, social sciences, natural sciences, and business. The extensive documentation and the simplicity of this package make using Q-STAT an easy, enjoyable experience. Completely menu-driven, Q-STAT allows you to perform complex statistical procedures by simply pressing a key. Statistical results may be sent to the printer as well as to the screen. Data Management, Data Transformation, Descriptive Statistics, Cross-tabulation, T-tests, Non-parametric statistics, Correlation Analysis including Scattergrams, Residual Analysis, ANOVA and Time-Series Analysis are just a few of the functions Q-STAT is capable of performing. Also included is a "Memo Pad" which allows the user to send text to the printer, eliminating the need to load a word processor. Q-STAT is available on diskette for \$269.95. For further information, call or write Quality Input, Inc., 309 W. Beaufort, Normal, Illinois, 61611, (309) 454-1061.

DESKMATE PUTS YOUR COMPUTER IN ITS PLACE

HollisCraft of Hollis, NH announces the introduction of the DeskMate, a ready-to-finish, desk-top organizer for personal computers. The DeskMate holds all popular brands of computers, turning any desk or table into a convenient computer work station.

The DeskMate features a turntable shelf for the CRT which rotates a full 360° on ball bearings. Next to this shelf there is

TAPES ON COMMAND



- Games
- Education
- Business
- Utilities

The same great programs offered in each issue of *COMMANDER* are now at your command! *TAPES ON COMMAND* will increase your valuable programming time by eliminating typing and proofreading.

Starting with the December issue, enjoy *TAPES ON COMMAND* in tape or disk format. Order a year subscription and save 25%!



Tape \$ 9.95 each
Disk \$ 13.95 each

To order *TAPES ON COMMAND*, call toll free (800) 426-1830. In Alaska, Hawaii and Washington call direct, (206) 584-6757, or write to *COMMANDER* Magazine at P. O. Box 98827, Tacoma, WA 98498.



space for a printer. Underneath, a shelf holds fan-fold paper which feeds through a convenient slot to the printer above. This shelf is handy for storing software and peripherals, too. The DeskMate fits on any flat surface making a convenient cover for the keyboard, data recorder and/or disk drive.

Made of solid pine, the DeskMate assembles easily to make a sturdy attractive unit. Its construction features slotted joints and pre-drilled holes. All necessary fasteners and glue are included. No-mar pads protect desk-top finishes while preventing the DeskMate from sliding. The DeskMate weighs 15 lbs. and measures 36" x 13" x 12".

The DeskMate sells for \$44.95 plus \$5.00 shipping. Inquiries and orders should be directed to HOLLIS CRAFT, P.O. Box 465, Oakdale, MA 01539.

"I SPEAK BASIC TO MY COMMODORE-64™"

I SPEAK BASIC TO MY COMMODORE-64 is a field-tested computer literacy course that introduces students to BASIC language programming and the operation of a Commodore-64 microcomputer. The series includes a Teacher's Manual, Student Text, and Exam Set.

Written by Aubrey Jones and published by the Hayden Book Company of Hasbrouck Heights, New Jersey, I Speak BASIC to My Commodore-64 is designed for teachers regardless of their knowledge of microcomputers and their programming skill.

The core of the course is the Student Text that features learning objectives, definitions and examples of key terms and BASIC concepts in class programming exercises, practices and assignments. Each version includes chapters explaining the parts and operation of the microcomputer. Chapters cover BASIC programming topics such as Mathematical Operations, Scientific Notations, Conditional and Unconditional Branching, Input Statements, Loops, Reading Data, Video Display Graphics, Arrays and Subroutines.

The Teacher's Manual provides techniques for presenting the material and emphasizing particular concepts, annotations to aid in lesson planning, suggestions for implementing the course and answers to all practice exams.

The Exam Set contains 12 quizzes on spirit duplicating masters to check student understanding and reinforce learning. The quizzes can be easily reproduced for class use. A Classroom set of I Speak BASIC con-

tains one Teacher's Manual, 20 Student Texts and one Exam Set.

Hayden Book Company, Inc.
10 Mulholland Drive
Hasbrouck Heights, NJ 07604
(201) 393-6306

Commodore is a registered trademark of Commodore Business Machines.

SOFTWARE FOR THE PROJECT MANAGER

PM+(TM)—A user friendly software product designed for the project manager. This program computes the critical path and/or project schedule for a project. It is designed to be useful for the individual who has little, or no experience with the techniques of critical path scheduling and project management. One unusual feature in this product is the ability to enter up to ten different cost items (five levels of manpower with different wage rates and duration of time spent on an activity; three types of material with estimated usage, unit measure, and cost; capital equipment costs; and miscellaneous expenses) for each activity in the project. Another unusual feature is the ability to enter actual cost data and compare the initial cost estimates with actual expenses. A third unusual feature is the use of data sheets to develop and record the data needed for the program.

Immediately available on disk for the Commodore 64. Price: \$129.95.

LAWCO Ltd.
P.O. Box 1337
Cupertino, CA 95015
408 733-0739

HUMAN ENGINEERED SOFTWARE'S TURTLE TOYLAND JR.

For children aged six and up, the challenge of learning about computers and computer concepts has been made easier—and a lot more fun—with the introduction of Turtle Toyland Jr. by Human Engineered Software.

Available for the Commodore 64, Turtle Toyland Jr. operates with just a joystick, teaching children computer concepts by moving a turtle across the computer screen to build film strips.

"Turtle Toyland Jr. is an ideal introduction to creative programming for young children," said Dr. Sueann Ambron, director of educational software at Human Engineered Software. "The program translates a child's joystick movements into reproducible turtle graphics. As a side effect of this creative play, children learn programming concepts and techniques."

To achieve the best results from the game, Ambron recommended following a carefully designed sequence of activities, beginning with a playground to discover how to move the turtle and draw images. From this introductory phase, children move on to turtle training and then on to the Crossroads to decide where to go next.

After a stop in Training Land, children can try four other sequences: Music Land, Sprite Land, the Toybox and Input/Output Land. In Music Land, children can learn to write their own music using the joystick to control notes from a piano, horn, guitar and flute. The music created can be stored in The Toybox.

Children in Sprite Land fill in squares with the turtle to draw sprites, which are animated drawings. Sprites can also be stored in The Toybox. In Input/Output Land, saved files in The Toybox can be called up and played with again.

"Turtle Toyland Jr. is a perfect precursor to any beginning programming language," added Ambron. "It allows children to play with programming concepts at a very early age. In addition, it feeds directly into our more advanced Turtle Graphics."

Turtle Toyland Jr. was developed jointly by Human Engineered Software and Childware Corporation, an innovative software development group.

MINNESOTA FAT'S POOL CHALLENGE

World famous pool expert, Minnesota Fats, has dared players to beat him at his own game. This time, though, he'll be using a joystick instead of a pool cue in the Minnesota Fats' Pool Challenge, an electronic pool game introduced by Human Engineered Software.

With the look and feel of the real thing, the Minnesota Fats Pool Challenge requires all the skill, precision and finesse found in a poolhall. Available for the Commodore 64, this exciting game includes six different play options and accommodates one or two players.

The game substitutes a joystick or computer function keys for a pool cue. A power gauge determines the speed of each shot and the position of the cursor guides the direction of the ball, making it possible to carom shots.

The game is as realistic as possible. The dimensions of a real pool table were used in designing the game.

The six different options for the game include three games for one player: sinking the balls in any pocket, pocketing the balls in order, and shooting the balls in their assigned pockets. Two players can choose from three games: sinking each

ball in its pocket and scoring the pocket, Mini-Pool, and a game where one player "pots" balls 1-6 while the other player pots 6-1.

To keep track of the real pool experts, the Minnesota Fats' Pool Challenge displays high scores.

Available on cartridge for the Commodore 64, the game's suggested retail price is \$29.95.

Human Engineered Software markets a full line of advanced cartridge- and disk-based utility, entertainment, education, productivity and business software under the HesWare™ brand name, as well as peripheral products.

THE NUMBER GARDEN FROM SOFTSMITH

Correct answers to math problems grow brightly colored flowers in The Number Garden from Softsmith. Wrong answers sprout weeds, but math students have three tries to get rid of a weed before the correct answer is provided. Extremely easy to use, this delightful Softsmith educational program for the Commodore 64 is equally suited for home and classroom use.

One of the most impressive features of The Number Garden is that it automatically increases or decreases the difficulty of each problem in response to how quickly and accurately the student answered the preceding problem. Each learner's needs are accommodated by this special feature which adjusts the difficulty of each problem for each individual using The Number Garden. Talented students can progress quickly to the higher, more challenging levels . . . which are very difficult. Students who require more work are able to gain additional practice at the more basic levels.

In The Number Garden, where birds sing and the sun always shines, math is beautiful! Drilling with whole numbers, decimals and fractions in the four basic math functions is fun and colorful. So is converting decimals to fractions and fractions to decimals.

The Number Garden from Softsmith automatically records the name and final scores for each student. Progress can be monitored and printed easily and quickly to identify areas of strength and weakness. The student can see how he or she is doing while working since the score and skill level appear on the edge of the garden. Softsmith's The Number Garden is available for the Commodore 64 at a Suggested Retail Price of \$39.95.

COMMODORE 64 GETS AWAY FROM BASICS

Limbic Systems, Inc., a California-based firm specializing in computer peripherals and software for the Commodore Computer line, introduces the PASCAL COMPILER for the Commodore 64™. The PASCAL COMPILER represents a major advancement in the programmability of the Commodore 64, providing a professional, business/scientific tool capable of handling complex and sophisticated applications.

Pascal, a programming language, simplifies development of software for customized applications. Pascal simplifies and reduces program development time by allowing for highly modularized coding, employing predefined procedures and functions. This characteristic of Pascal minimizes debugging time, the major task in program development. The self-documenting, structured coding provided by Pascal makes it the preferred computer language for teaching programming skills to and use by computer students.

The Pascal Compiler was developed by Oxford Computer Systems (Software) Ltd., authors and developers of the *PETSPEED for the Commodore 8000, 4000 and 64 computers—the BASIC compiler recommended by Commodore.

The Compiler generates efficient native code for the Commodore micro-processor, resulting in fast executing programs demanded by the business/scientific environment. The following utilities are provided as an aid to programming development: a linker (allowing for combining assembler code into the program), debugging facilities, and an editor.

The documentation provides a tutorial on Pascal program development through the compilation process, as well as offering the user an easy access reference.

The PASCAL COMPILER is being distributed in the United States by Limbic Systems, Inc., and is anticipated to retail for approximately \$50. Inquiries should be directed to Limbic Systems, 560 San Antonio Road, Suite 202, Palo Alto, California 94306; (415) 424-0168.

*PETSPEED is a trademark of Oxford Computer Systems (Software), Ltd. Commodore 64 is a trademark of Commodore Electronics, Ltd.

CONSTELLATIONS I (HEAVENLY BODIES)

An educational program that's fun to use. It displays 12 different constellations on screen, from an available menu. You may also ask "Morcon" to name any of the stars that make up the constellations.

This is done by moving a joystick directed magic wand (that looks suspiciously like an arrow) to the star in question; the name of the star will appear on screen when you press the fire button.


After viewing the constellation, you can request to take the quiz (also built in the program)—it keeps track of your correct answers and gives your score at the end of the quiz. Be warned, those who score too low may wake up as a frog in the morning!

Constellations I also comes with a small booklet that gives you more interesting facts about each constellation as you go through the viewing phase.

This is the first of six such programs which will list the majority of the named constellations and star clusters. This series is an excellent astronomy tutor without the "heavy math", stiff necks or mosquito bites.

For the Vic and 64—(tape only) \$14.95.

Write: Morcon and Wizard Software
P.O. Box 360
Sandwich, Illinois 60548



FLY Your Computer



FLIGHT SIMULATOR GAMES

Sky Pilot (8K VIC-20)	\$18.00
Runway 20 (16K VIC-20)	\$25.00
Runway 64 (Commodore 64)	\$25.00
Micro-Pilot (EPSON HX-20)	\$18.00

ADD \$2⁰⁰ FOR DISK VERSION

TORPEDO!



Submarine Battle Games
8K VIC-20 or Commodore 64 **\$25.00**

SUSIE SOFTWARE

709 Wilshire Dr. Mt. Prospect, IL 60056
(312) 394-5165

Circle No. 149

COMMAND-BOARD

Show us how you command your favorite computer game. We want you to put your best effort on record in the COMMAND-BOARD. To show the Commodore world your best score send your entries to: COMMAND-BOARD, P.O. Box 98827, Tacoma, WA 98498

Attack of the Mutant Camels from HES

- ★ 20,850 Jason Ingel, W. Palm Beach, Fl.
- ★ 16,705 Gary Raftery, Atlanta, Ga.

Space Sentinel from T & F Software

- ★ 36,110 Lake Davidson, Anaheim, Ca.
- ★ 27,460 Eric Wolff, Boise, Id.

Pooyan from Datasoft

- ★ 575 Cathy Haley, Boston, Ma.
- ★ 560 Jon Stoneberg, Houston, Tx.

Serpentine from Creative Software

- ★ 10,000 Marshall Smith, Eerie, Pa.
- ★ 8,500 Kevin Clough, Norfolk, Va.

Choplifter from Creative Software

- ★ 6,405 Mark Petersen, Salem, Or.
- ★ 5,200 Paul DeLorenzie, Newark, NJ

Shamus from Synapse

- ★ 310 Brenda Carson, Baltimore, Md.
- ★ 295 Thomas Brakken, Las Vegas, Nv.

Blue Max from Synapse

- ★ 5,615 Terry Young, Richland, Wa.
- ★ 5,410 Brad Hinman, Omaha, Ne.

Riverchase from Cyberia

- ★ 2,300 John Moody, San Jose, Ca.
- ★ 980 Gene Reynolds, Shreveport, La.

Frogger from Parker Brothers

- ★ 5,600 Roger Chase, Great Neck, NY
- ★ 4,215 Becky Ricci, Sacramento, Ca.

Stix from Skyles Electric Works

- ★ 6,990 Richard Orona, Ukiah, Ca.
- ★ 6,890 Gerald Choo, Alberta, Canada

Knights of the Desert from Strategic Simulations

- ★ 3,680 Peter Lo, Salt Lake City, Ut.
- ★ 3,570 Burton Geiger, South Bend, In.

Telengard from Avalon Hill

- ★ 6,328,255,960 Tom Leavell, Portland, Or.
- ★ 4,263,145,830 Jeffrey Wilson, Champaign, Il.

All entries must be received by the first of the month to be eligible for the following month.

News Releases

ANGELSOFT SOFTWARE

Mindscape, Inc., has announced an exclusive agreement with Angelsoft, Inc. to publish an exciting array of fun-learning software written by Angelsoft founder and award winning children's book author Mercer Mayer.

Mindscape, formerly called SFN Electronic Publishing Company, is a newly-formed subsidiary of SFN Companies, Inc. (NYSE-SFN).

Mindscape's first line of software targeted to children ages four through eight is entitled SPROUT! Eight programs in the SPROUT! line will be built around Mayer's new TINK!TONK! characters.

Mindscape will release its first four SPROUT! programs in April and another four in September. The software will be compatible with the Commodore 64.

Features of the TINK!TONK! programs will include the teaching of basic educational skills such as letter and number recognition, counting, simple addition and subtraction and size and shape relationships. Children also become familiar with the computer and its operation.

The software utilizes bold, high resolution graphics and original music, professionally scored much like a motion picture production. Each of the four characters, Tink, Tonk, Tinka, and Tuk, has his or her own theme song.

As a successful children's book illustrator and author, Mayer brings a unique combination of skill and insight to Mindscape's production of the first SPROUT! programs.

Mindscape's parent company, SFN, is a leading educational and professional publisher based in Glenview, Illinois.

SUPER HEROES GAME SOFTWARE

ADVENTURE INTERNATIONAL has announced the signing of a long-term licensing agreement with MARVEL ENTERTAINMENT GROUP.

ADVENTURE INTERNATIONAL will create and market a series of at least twelve home computer graphic adventure games featuring the entire MARVEL UNIVERSE. MARVEL will create a special series of companion comic books tentatively called Quest Probe to tie into these programs.

Public announcement of the signing of the licensing agreement did take place at the Winter Consumer Electronics Show in Las Vegas in January, with the initial product release targeted for dealer shelves by late Spring 1984.

All Marvel characters are trademarks of the Marvel Entertainment Group. Super Heroes is a trademark co-owned by the Marvel Entertainment Group.

Continued from page 23

```
62 PRINT" "[down][right, 5 times][rvs-on]YOU
   [sp]DIED"
63 POKESN+3,0:FORA=1T02000:NEXT
64 POKE7676,0
65 POKE7679,PEEK(7679)-1:IFPEEK(7679)THENPO
   KESN+3,15:GOTO16
66 PRINT" "[home][rvs-on][down, 7 times][rig
   ht, 7 times]GAME[sp]OVER[right, 10 times
   ][rvs-on]PUSH[sp]F1[sp]T0[sp]START" :POK
   ESN+3,0
67 GETA$:IFA$<>" " THEN67
68 POKE36878,15:GOTO14
69 LV=LV+1:POKEM,160:POKEM+J,1:POKEM+J+P,0
70 IFLV=3THENPOKE7507,5
71 IFLV=5THENPOKE7507,2
72 IFLV=7THENA$=" "000040"
73 POKE887,0:POKESN+1,0:FORA=1T020:POKESN,2
   40:FORB=1T020:NEXT:POKESN,0:FORC=1T03
74 FORB=1T020:NEXT:POKESN,0:FORC=1T03:NEXT:
   NEXT
75 GOTO16
```

CLUB 64 Newsletter

- NEWS on the latest hardware and software developments.
- INFORMATION for the novice as well as the advanced user.
- REVIEWS of software and hardware by experienced users.
- APPROVED Product Program. Buy products with the CLUB 64 seal of approval.
- USERS GROUP reports Featuring users groups from around the country and what they are doing with their 64's.
- BULLETIN BOARD listings and reports. Phone numbers of boards all around the country and feature articles of what they have to offer.
- EASY to understand HOW-TO Articles.
- CLASSIFIED ad section for users.
- SPECIAL offers for subscribers. (from our advertisers)
- BUYING SERVICE for bulk purchases of 64 products for users.
- PUBLIC DOMAIN Software Library. (for subscribers only)

SUBSCRIBE TODAY !
FOR ONLY \$24.00 A YEAR

Make payable to :
ROBERT JOHNSON
14944 BAYOU AVE.

BELLFLOWER, CA 90706
(213) 925-4049

CLUB 64 BUYING SERVICE

Computer covers

All are waterproof, form fitting tan covers by DES-SOFT. Lifetime warranty - CLUB 64 APPROVED

C-64, VIC-20 Cover	\$5.95
1541 Drive Cover	\$5.95
Datasette Cover	\$5.95
1701 Monitor Cover	\$7.95
1525 Printer Cover	\$7.95
MPS-801 Printer Cover	\$7.95

Practicalc 64	\$41.95
Practifile	\$41.95
Inventory 64	\$23.95
64 Doctor	\$19.95
RESCUE SQUAD	\$23.95
Castle Wolfenstein	\$23.95

All programs are on disk.

On all orders
please add \$3.00 shipping
Plus .25 per each item.
Calif. add 6.5% tax
NO C.O.D's or credit cards

which key it was, we can proceed with whatever action the user has selected. Many programs accomplish this by means of a long series of IF...THEN tests. However, the efficient programmer uses the simple ON statement instead:

```
9040 ON F GOTO 9050, 9060, 9100,
      9110, 9150, 9160, 200, 200
```

Based on the value of F, the program will branch to one of the lines listed, i.e. to line 9050 if F1 was pushed, to 9060 if F2, etc. Of course, it will be up to the programmer to decide what to do when the program arrives at each of those lines.

PUTTING IT TO USE

How you put this menu to use, of course, is entirely up to you. Just remember to print the available choices on the screen first, then adjust the destination line numbers in line 9040, and take it from there.

ALL FOR NOW

Well, there it is—how to use the function keys in four BASIC steps. Now that you have the goods, try making more use of the function keys in your programs. You will find they add that extra touch of polish and professionalism.

Letters

Dear *COMMANDER*:

Your magazine has been very helpful to me this past year. When I bought my computer last spring, I knew absolutely nothing about programming. Today, though I'd be hard pressed to earn as much as a cup of coffee, I can at least understand in part what the programs I read in your magazine will do before I run them.

Thank you for the advice and useful programs I've been receiving through your magazine.

E.L.B.

Bethlehem, PA

To the Editor:

I recently purchased a copy of the COMAL SYSTEM 0.14 for the C64, and the COMAL HANDBOOK. I was so pleased with COMAL that after six weeks I started COMAL CLUB.

It is my opinion that COMAL is so superior to BASIC that everyone will be using it in the very near future. If you haven't tried it yet, please do so.

I sincerely hope that COMAL will be a regular feature in your magazine.

David Skinner
Clark County Commodore
Computer Club
Bismark, AR

Dear D.S.

The COMAL language is generating a fair amount of interest among our readers. Commodore has released a COMAL cartridge, and they are promoting COMAL through trade shows and press releases.

COMMANDER is in the process of preparing articles, programs and reviews about COMAL and its applications. Look in upcoming issues for more information.

The COMAL Users Group, 5501 Groveland Terrace, Madison, WI 53716 will send anyone interested an information pack if you send a SASE with your inquiry.

The Editor

To the Editor:

I have a C-64 and would like to add a color plotter to my system. Do you have any information about plotter/printers?

T.Z.
Reno, NV

Dear T.Z.

Commodore markets the C-1520 plotter/printer. It prints on 4½ inch paper and uses four color pens. An alternative to the C-1520 is the soon to be released MCS-801 eight color printer. You should contact your nearest Commodore dealer for details.

To the Editor:

Where would I find a replacement for a broken VIC-20 key? I have contacted dealers in my area, but have not found a source for spare parts.

S.A.M.
Houston, TX

Dear S.A.M.

After several calls, I also have found that dealers do not carry replacement parts for Commodore products. The best solution seems to be a service call. If any of our readers know where to find parts, we would appreciate hearing from you.

The Editor

Continued from page 78

```
1132 DATA 34, 44, 56, 13, 138, 78, 69, 87, 13
      , 135
1133 DATA 76, 73, 83, 84, 13, 139, 83, 89, 83
      , 32
1134 DATA 54, 52, 55, 51, 56, 13, 136, 82, 85
      , 78
1135 DATA 13, 140, 83, 89, 83, 52, 57, 49, 53
      , 50
1136 DATA 13, 0, 0, 0, 0, 0, 0, 0, 0
```



15) Congratulations; you're done! Slip some 2716 EPROM's into the sockets and put the case back together. While fitting the two case halves, dress the ribbon cable in such a way that it won't get crimped or interfere with the screw hole. Snap the two case halves together then insert and tighten the single mounting screw.




Figure 10

USING THE RAM/ROM CARTRIDGE

You will find that work with the RAM/ROM cartridge goes best if your VIC-20 is fitted with a RESET switch, although this isn't absolutely essential. Let's see how a typical session might go. For argument's sake, assume that the ROM's at \$A000 contain a programmer's aid utility with the auto-start feature. With the switch in the ROM position, you fire up your VIC-20. What happens?

Well, very conveniently, the computer fires up with the programmer's aids already installed and ready to go! It's just like your VIC-20 has a new and expanded operating system.

Now suppose that you want to use your machine language monitor which also sits at \$A000 and can be loaded from disk. To get it running is easy: simply flip the RAM/ROM switch to the RAM position, hit your RESET button to reinitialize your VIC-20 to a cold start, and then load in the monitor from disk. Since there is now RAM sitting at \$A000, this is possible.



Figure 11

As you can tell, it's easy to flip back and forth from RAM based to ROM based software now. This not only simplifies the daylight's out of using various forms of software, but also opens up the door for more advanced applications.

A good question you might have is what sort of software is best to have in ROM. The answer to this clearly depends on what sort of work you do most often. If you're a BASIC programmer, you probably will want to have a programmer's aid in ROM ready to use whenever you sit at the computer.





Figure 12

Machine language programmers will want to have monitors and assemblers handy at all times for debugging work. Writers might like to pop a word processor program into the ROM's and this would tremendously simplify the fireup procedure for them. As you can tell, the sky's the limit! So, if you need auto-start software on your VIC-20, but also like having RAM available for other purposes, consider modifying your Commodore 8K cartridge to include ROM's.

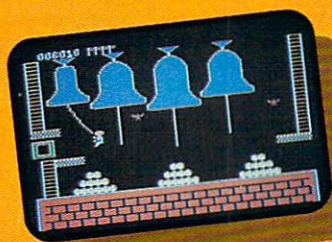


Advertisers Index

Take COMMAND by patronizing our advertisers who support the wide selection of products for the Commodore computer line. COMMANDER Magazine would appreciate you mentioning our name when dealing with these organizations.

Circle No.	Page No.	Circle No.	Page No.		
69	Abacus Software	37	52	INFO Designs	7
	Abacus Software	62		Innovative Peripherals	47
	Abby's House	27		Input Systems	36
2	Academy Software	8	245	J & H Enterprises	68
	After-Six Software	8		Macrotech Marketing	75
	Apropos Technology	32		(M)agreeable	46
	Arkay Magnacomp	41		Metaphase	69
	Astrasoft	45	235	MFJ Enterprises	38
	Automated Training Systems	43	226	MicroClear	16
	Basic Byte	45		Micro 80	64
271	Batteries Included	9		Microperipherals	81
203	Beaver Software	46		Micro Spec	19
	Bennett Software	76		Micro Sys	17
	Boston Educational	35	173	Micro Technic Solutions	15
268	Cardco	Cover 4	234	Nibble Notch	23
	Cardinal Software	42	228	Omnitronix	75
	Cheatsheet Products	78	238	Orange Micro	1
	Chromazone Software	83	270	P.B. Systems	64
	Club 64	93		Proline Software	10
10	Computer Alliance	65	34	Protecto Enterprizes	49, 50, 51, 52
185	ComputerMat	13		P-Technology	21
27	Computer Outlet	79, 85	47	Public Domain	76
104	Computer Place	72, 85	77	Rees Software	71
	Computer Software Associates	73		Skylight Software	77
	Dalco	42	207	Software Crafts	23
202	Databar Corporation	29		Software Masters	35
267	Diversified Manufacturing	65		Softway	82
67	Double E Electronics	66	150	Superior Graphics Emporium	5, 54
159	Dynatech	30, 31	149	Susie Software	91
	Eastern House	39, 68	212	Synapse Software	Cover 3
	Fabtronics	36	46	Tot'l Software	15, 72
	French Silk	39, 68		3-G Company	81
247	Harcourt, Brace, Jovanovich	39		T.P.U.G.	77
	H & E Computronics	Cover 2		Universal Software	61
	ICD	25		Ultrabyte	66



ZAXXON™ FOR THE C-64!



Quasimodo

Quasimodo knows who stole the crown jewels. He even knows where they are, but the soldiers just won't leave him alone! This multi-screen arcade adventure is a great combination of skill and strategy.


Commodore 64 disk & cassette



ZAXXON™

At last, your favorite arcade game comes home to the C-64! Amazing 3-D graphics, a diagonally scrolling screen and incredible sound effects guarantee hours of space excitement. And if you practice hard, you might be able to meet the deadly ZAXXON himself.

Commodore 64 disk & cassette



ZAXXON is a trademark of SEGA Enterprises, Inc.



Slamball

Maybe you've played pinball before, but not like this! Up and down scrolling over 4 full screens, plus complete ball control and even a "tilt" feature in the best computer pinball game yet.

Commodore 64 disk & cassette



More C-64 Titles:

Blue Max, Fort Apocalypse, Shamus and Shamus Case II, Necromancer, Pharaoh's Curse, Zeppelin, Drelbs, Sentinel.

All Synapse entertainment titles are available at software dealers everywhere, or direct from Synapse for \$34.95 (\$39.95 for ZAXXON) plus \$2 handling. Send check, money order or VISA/MasterCard number.

synapse

5221 Central Avenue, Richmond, CA 94804 • 415/527-7751
 All titles are trademarks of Synapse. Commodore 64 is a trademark of Commodore, Inc.
 © 1984 Synapse.

Write for a FREE Synapse catalog.
 Synapse games are also available for the Atari, Apple and IBM computers.

Name _____

Address _____

City _____

State _____

Zip _____

Computer _____

"Commodore-ready", ... and ready for you NOW!

"Cardcorder" DC/1, Data Cassette Recorder/Player

Introducing the "CARDORDER", Model DC/1, the Computer Cassette that is "Commodore-ready," designed for storage and retrieval of computer data efficiently, economically; with consistent performance. Yet, this fine CARDCO product is priced lower than any similar product with special quality features.


Includes standard connector which is "Commodore-ready"; LED "save" indicator light which confirms data recording on to the tape; handles up to 120 minutes (60 minutes on each side) of any standard tape including existing pre-recorded commercial as well as personal data tapes intended for use with Commodore Personal Computers; ready to go ... just plug it in and record efficiently.

CARDCO's "CARDORDER" COMPUTER CASSETTE is a quality data cassette recorder/player in an attractive polystyrene case, with all

the standard cassette functions: record ... play ... rewind ... fast forward ... stop and eject ... pause. A solid-state designed product of the finest components with auto-stop.

The "CARDORDER" DC/1 carries a 90 day warranty to original owners.

All CARDCO products are available at your local dealers.



cardco, inc.

313 Mathewson Wichita, Kansas 67214 (316) 267-6525

"The world's largest manufacturer of Commodore accessories."

Commodore™ is a registered trademark of Commodore Business Systems, Inc.

Circle No. 268