
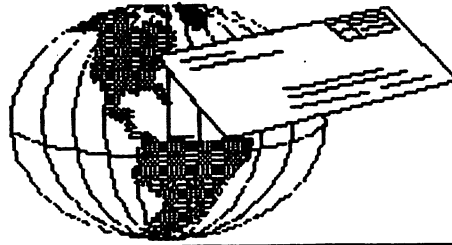


# COMMODORE MAILINK

NEWSLETTER OF —  
MEETING 64/128 USERS  
THROUGH THE MAIL

Jean Nance, President

SEPTEMBER, 1992



## MEETING NEWS

Jean Nance

WELCOME to new members, Alan Beggerow, David Dahlem, Alfred Dunham, Frank Galler, Earl Harvey, Dick Heckert, Harold Hodges, John Hunter, Nancy Mann, Mike Noland, Colver Sanchez, Rhonda Smith, and John Ward. Their bios are in the September membership list. (\* Below)

NEW TREASURER. After four years of faithful service as treasurer, ELLY CAREY has asked to be relieved of that responsibility. We are grateful to Elly for all she has done for the group. FEROL AUSTEN has agreed to be our new treasurer, and I hope you will all try to make her job as easy as possible.

IN MEMORIAM, CLAYTON DEWEY. We have heard from Clay Dewey's wife, Amy, that Clay died suddenly on July 5th. He was traveling with a church group, returning from West Virginia where he has helped in house repairs in a poor community. Clay was one of our long-time and faithful members, and had planned to edit the November, 1992 Mailink. He was looking forward to putting together a great issue. Those who knew him will miss Clay. Our sympathy goes out to Amy and the family.

The SEPTEMBER MEMBERSHIP LIST is included with this issue. BRIAN VAUGHAN keeps our membership records and creates the two master lists, a big and important job. Thanks, Brian! Melvin Baral, Hugh Cleveland, Oscar Marsh, A. B. Sharon, Donald Squire, Donald Walker, and Robert Whitmoyer have address changes. Note their new addresses in the listing. Take good care of this list, it is your record of members until March.

\* Also: Rollin Shove, Cynthia Taylor, Roxanna Emerson, the McLaughlins, William Mann, Sofia Neely, and Elmore Stuart.

MISSING MEMBERS? Mailinks addressed to Bruce and Terri Vinson and to Bill Chace were returned by the post office. Their addresses aren't on this list, so that members won't waste time and money writing to them at the address we have. If you are in contact with them, ask them please to notify Brian Vaughan of their new address immediately.

DUES FOR 1993. The November Mailink is the traditional place for the announcement of the next year's dues. However, if you would like to spread Ferol Austen's job over a longer period and make it easier, you may send her a check for your dues now, made out to "Meeting 64/128 Users." Renewals for 1993 will be \$10, if paid by the end of the year.

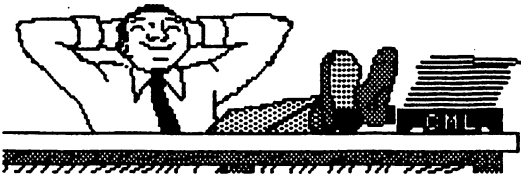
INFORMATION. Along with the membership list is an information section. This has listings of ham radio enthusiasts, QLink and Genie users, Resource people, and other useful material. Many thanks to Bill Lyons, Don Droege, and Jim Green who provide much of this information. Bill Lyons will no longer maintain the QLink list; John Foster has volunteered to take that over. Especially notice the RESOURCES section. These are the people who stand ready to help other members with advice on various computing topics and programs. Write to them if you need help.

LOADSTAR SUBSCRIPTIONS. If you would like to subscribe to LOADSTAR at the 50% off user group discount, see the INFORMATION section for details. Please don't send checks to Elly Carey; we have been told members may deal directly with Loadstar, by telling them you belong to our group.

IN MEMORIAM: NEIL MCKINNON died August 14. He had been battling cancer for some time, but maintained his interest in his Commodore and his pen-pals, and kept his sense of humor. (See "I'm a Computer Technician" in the July Mailink.) Our sympathy goes out to his wife, Kathleen.

# GUEST EDITOR'S DESK

by Bob Hunter



## ADDRESSES for MEETING 64/128 USERS THROUGH THE MAIL

Organization business and membership...  
Jean Nance, president. 1576B County Rd.  
2350 E, St. Joseph, IL 61873  
Dues and donations...  
Ferol Austen, treasurer. P.O. Box 337,  
Moody, ME 04054-0337  
Membership addresses and biographies;  
corrections and changes...  
Brian Vaughan, 2101 Shoreline Dr. 352,  
Alameda, CA 94501

## COMMODORE MAILINK

Commodore Mailink is published every other month by Meeting 64/128 Users Through the Mail. Commodore (R) and the Commodore logo are both trademarks of Commodore Business Machines, Inc. All references to the foregoing should be so noted.

Copyright 1992 by Meeting 64/128 Users Through the Mail. All rights reserved. Permission given to reprint material if credit is given to "Meeting 64/128 Users Through the Mail." The names "Meeting 64/128 Users Through the Mail" and "The Commodore Mailink" are also copyrighted.

Any and all opinions expressed in this publication are the views of the authors and in no way necessarily reflect the viewpoints, attitudes, or policies of Meeting 64/128 Users group unless so stated or indicated.

Neither Commodore Mailink nor Meeting 64/128 Users Through the Mail advocates or condones the piracy of copyrighted software. All programs published are with the permission of the author or are, to the best of our knowledge, in the public domain. Software offered for sale is said by the seller to be either public domain or, if commercial, is the original disk with the original documentation.

All manuscripts, or any material for review or publication should be sent to the editor of the next issue (see "Editor's Desk"). Commodore Mailink reserves the right to edit submissions.

Thanks to Jean Nance for inviting me to edit this issue of Commodore Mailink and to all who contributed material.

The issue contains more material by me than I had planned to include, not as much being submitted by others as I had expected. I used most of the material passed on to me by the previous guest editor, Ferol Austen, and part or all of each item submitted directly to me or passed on to me by Jean Nance. I hope that you will find the submitted material as good as I think it is. I also hope that you don't mind my preparing extra material for the issue myself rather than making the issue smaller than recent issues have been or including material from outside our user group.

The issue contains more accounts of problems of the kind described by Jean Nance in the May issue. However, as Jean observed, there are also bright spots in the Commodore world. All those who have continued developing, manufacturing, and/or distributing hardware and software and publishing magazines, etc., for 64/128 users deserve our appreciation and support.

One bright spot is our user group. Commodore Mailink is an informative and interesting publication, but Meeting 64/128 Users Through the Mail is more than the producer of a newsletter. It is an association of members who correspond with and help each other. For example, when Bob Petersmark asked a question in July's CML, he received at least eight responses! If all that you're getting out of your membership is CML, you're missing out on an important part of what your membership fee includes and should start making use of the group's membership list.

As for this issue of CML, except for two pages done with Newsroom and PageMaker to illustrate what those programs can do, I used The Write Stuff and geoWrite to prepare text; various graphics collections, Fun Graphics Machine, Icon Factory, Graphic Storm, and geoPaint to provide graphics; and, geoPublish to lay out the newsletter. Jean Nance looked after copying and mailing the newsletters, using mailing labels provided by Brian Vaughan.

The November issue will be edited by Jean Nance. Please send submissions to her to arrive by October 22nd. See guidelines in the article by her on the Commodore Mailink in this issue.

## CONTENTS

3 - Feedback	9 - Non-Techie and RAMLink
4 - Commodore Mailink	11 - Tips (short articles)
4 - Australian Penpals	12 - The Servant (a review)
5 - Drawing & Painting Programs	13 - Problems and Questions
6 - Desktop Publishing	15 - Buy/Sell/Trade
7 - GeoPublish vs PageMaker	16 - Commercials
8 - Text and Graphics Grabbers	16 - FGM & Illustrator Upgrades

## PROBLEMS (Jean Nance)

Willis Thomas reports that he sent dues for GeoMetrix last September and got one issue of "GeoJournal." That issue impressed him, so he sent \$10 for back issues. He has had nothing since, neither back issues nor further issues. Willis also sent a \$30 order to Remsoft in April and still has not got the disks he ordered.

Tom Adams got the February issue of "B-BUG" after waiting two months and complaining to Eric Lee. He liked it so much he sent money for back issues; they took five weeks to arrive. There have been no 1992 issues since the February one. (Ed: The March issue came out in late July.)

Robert Haran bought a Star Rainbow 1020 printer from Tenex in January. It proved defective, and he returned it. Apparently Tenex sold out, and it claims that Star is rationing deliveries of that printer to dealers. Tenex claims, "We cannot ship what we do not have." As of July, Robert still had no printer. Many members have had good experiences with this company, but in this case they have blotted their copybook. Other dealers seem to have no trouble getting that model.

There is a bright spot. Kenneth Jewell says, "I was somewhat surprised to find a very honest company". He ordered a program from Micro-Sentinal systems, to create printed circuit boards with a C-64 or C-128. The price he saw was \$75, and he sent that with his order. He got his disk, a refund check for \$25, and a letter explaining that the price had been reduced. Kenneth will be glad to answer questions about the program; please send a SASE.

(Ed: Accounts of problems sent directly to me are in the section "Problems.")

## C64/128 AND THE OTHERS (A. B. Sharon)

Find a positive way to combine and reconcile viewpoints which apparently conflict. This does not mean capitulation of one to the other. Yet CML land seems perverse in demanding undying allegiance to nothing but Commodore 8-bit machines. (Ed: The latter isn't entirely true; for example, see the article in this issue comparing geoPublish and PageMaker. Some more of A. B. Sharon's advice on criticizing appears under TIPS.)



## GEOS DESKTOPS (Bob Hunter)

The July CML carried a review of DualTop by David Drew. I've found QuikTop, a shareware program for the 64 by John F. Howard, useful for organizing disks. It can display 64 files (7 pages and the border) on the screen, which can be loaded and run, deleted, or moved to the border like

with DeskTop. However, they can also be moved to another page (without the user's having to flip pages) and pages can be created (even between other pages) or deleted. According to geoWorld issue #26, there are a 128 80-column version and a version that copies single files. I asked about these when I sent my five dollars but haven't received an answer yet.

## STAR/XETEC JR. (Jack Geren)

I still have a problem with the Star/Xetec Jr. (Ed: see May CML) even though I received an updated IC chip from Star Micronics. I will continue to try to resolve the problem although I can and do use the printer with the G-wiz interface. At this time I am waiting for Star Micronics to answer my last letter to them.

I was amazed by the many responses that I received from members, but then that is the purpose of having a club such as ours and the make-up of the membership is what makes the club so effective. I think I have answered all who took the time to try to answer the problem that I have. If I have missed anyone I apologize.

## THE RELIABLE CORP. (Brian Vaughan)

To answer the question from Larry Ness regarding my favorable review of The Reliable Corp. in the May issue, I called their Customer Service Dept. and am sorry to inform our non-USA members that Reliable will ship only to the 50 states. For those wanting their address, it is: 1001 W. Van Buren St., Chicago, IL 60607.

(Ed: For further feedback, see the article "GeoPublish vs PageMaker" and the section "Problems.")

# COMMODORE MAILINK

by Jean Nance

Our newsletter is unusual in that almost all of the material is written by our members. Articles, including reviews of hardware or software, are always welcome. Tips, recommendations, and other information are also needed. Any submitted material that is not used in one issue is passed along to the next editor for consideration.

You don't need to be asked to submit to the Mailink; just send something you would be glad to see in the newsletter. The name of the next editor is always in "The (Guest) Editor's Desk" column. Time deadline and requirements are usually stated. Send Mailink material early, if possible. Editors begin thinking about the content of the issue as soon as they have some material; even an excellent article is less likely to be used if it arrives just at the deadline. Don't send Mailink submissions to me unless I'm listed as an editor. All I can do is mail the material to the editor, which costs me time and money and delays the submission.

Short items may be hard copy, but please in print; errors can occur in copying handwritten material. Anything more than a few lines should be on disk; retyping material is tiresome and time consuming, and errors can occur. The safest format is Pet ASCII sequential, but most editors can translate text done with common word processors. Include a hard copy with the disk.

The Mailink reserves the right to edit submissions. This is often necessary in order to save space. Work on your text and see if you can't

make it concise without sacrificing meaning. Sometimes editing is needed for clearer and more accurate English. If you want to specify that your material may not be edited, your request will be honored but the item may be less likely to be used, especially if space is tight.

You may submit "Buy/Sell/Trade" items or "Questions," and if they arrive by the deadline, they will be printed. "Buy/Sell/Trade" is for private sale or trade of items that members own and no longer need, or for items members would like to buy or acquire by trade. The term "Classifieds" caused confusion; in the future, these will be called "Commercials." This is for items members produce and offer for sale, for items members buy with the intention of reselling, and for services members offer for money. "Commercial" ads of not more than 75 words should be sent to me, and will be passed to the editor. Each member is entitled to submit three "Commercials" a year.

The Mailink is also unusual in that it is put out by a series of editors. I would like to have a list of members who have volunteered to be editor so I don't have to keep begging people to consider doing an issue. If you would like to be an editor, or a co-editor, don't be bashful; volunteer, please. The job takes a fair amount of time, but is spread over several weeks, with a push at the end that might require a few hours a day for a few days.



## AUSTRALIAN PEN PALS

Steve Hedges has a Commodore user group in Australia. Some of his members would like to have U.S. pen pals but don't feel they can afford to join our group. If you would like to have your name and address made available to members of his group, so these Commodore users can correspond with you, write and let Steve know.

# C64 DRAWING AND PAINTING PROGRAMS

by Bob Hunter

Ever since meeting geoPaint several years ago, I've dreamed of finding a computer drawing/painting program that would enable a non-artist like me to produce artistic masterpieces. I haven't found one yet, but I have met some good programs in my search I referred to Koala Painter in the May CML. It and each of the other programs that I'll refer to here has the basic drawing tools of freehand, line, box, circle, fill, zoom, cut and paste, undo, and clear. However, each possesses features that sets it apart from the others.

I found Doodle!, the standard high-resolution program for the C64, harder to use than Koala Painter because of its being command rather than menu driven. And, its being a high-resolution rather than a multicolour program means that it doesn't allow as many colours to be used in a region and thus is more likely to have colour bleeding, taking away from the attractiveness of its coloured screen pictures. On the other hand, the designs and pictures created with it can include text and can be printed and the program is still available.

Flexidraw and geoPaint are later and more fully featured high-resolution programs. Each allows input by joystick, Koala pad, Inkwell light pen, and 1351 mouse rather than just by the joystick or trackball that Doodle! allows; I usually use a light pen with Flexidraw and a mouse with geoPaint. Each is menu-driven; however, I still have to refer to my manual when using Flexidraw's sophisticated menu system, whereas I found geoPaint's menus and icons easy to master. Each allows the use of more than the single drawing screen that Doodle! allows; Flexidraw like Koala Painter has two, and geoPaint allows movement about a page that can hold about eight "drawing windows." Each has a greater number of tools to make drawing easier and allows a variety of pattern fills and fonts to be used. Although not artistic, I have found both Flexidraw and geoPaint useful tools in preparing

illustrations for desktop publishing, my main computer interest.

However, I think that art programs should provide the user with fun as well as being useful to him or her. Thus, a couple years ago I bought the best multicolour program available at that time—The Advanced OCP Art Studio—to have fun painting with Easy to use because of its pull-down menu system, the program is packed with features. Among them are support of multiple input devices, quality drawing tools, color priority and exclusion lists, pattern and font editors, and a gray-scale printer dump. And, to top things off, the program was accompanied by an earlier high-resolution version of it, The OCP Art Studio. So in one package I got a painting program to have fun with and a drawing program just as capable as Flexidraw and geoPaint!


I have acquired one more drawing/painting program since getting (Advanced) Art Studio, RUNPaint. I obtained it so that I could prepare graphics for use with Hugh McMenam's The Illustrat-

tor and found it easy to use because of its pull-down menus and yet powerful. For example, it can load, edit, and save the following types of files: font, page (area larger than a screen), shape (area smaller than a screen), pattern, brush, monochrome bitmap (Flexidraw), high resolution screen (Doodle!), and multicolour screen (Koala). The program is a part of RUN's Super Starter Pak and RUNWorks collections.

The above descriptions are based on my personal experience with the programs referred to. Descriptions of later, even more powerful, high resolution and multicolour programs can be found in Paul Hughes's May 1991 COMPUTE article, "Painting with Light."

---

My only contact with Clay Dewey was in connection with this article, his lending me Doodle! Although he has gone on to heaven, for he practiced not just professed the Christian faith, he will live on here in the memory of those (including me) whom he so kindly and willingly helped.





# DESKTOP PUBLISHING WITH THE COMMODORE 64/128

by Bob Hunter

## THE WRITE STUFF

What is the best program for making newsletters (banners, billboards, business cards, calendars, certificates, greeting cards, flyers, labels, stationery)? This question is asked sometime by almost every serious home computer user. With the hope of helping group members still asking it, I give here my opinion of some desktop publishing programs.

This page is being prepared with Newsroom, the classic program for producing a home, school, or office newsletter. The picture above, its opening screen, shows its six work areas. Although not as fast or flexible as more recent programs, it is still the easiest to prepare one-page newsletters with--and it is cheap (\$14.97 in the latest SSI ad).

## GEOS

The advent of GEOS brought more than a graphical environment to the C64/128. It also provided a pair of DTP tools, geoWrite and geoPaint. Paint Drivers, introduced in geoWrite Workshop and included in GEOS 2.0, made it possible to use those tools to create a mini-newsletter.

Then came geoPublish, the most sophisticated DTP program for the C64. With it GEOS users can produce quality multiple-column documents with graphics. Its manual is good, and a set of articles on it in the July/August 1991 RUN has some helpful tips. Most of this newsletter was prepared with geoPublish.

## OTHER NEWSMAKERS

Two other programs dedicated to making newsletters warrant mention here--PaperClip Publisher (for the C64) and Newsmaker 128. After trying out a friend's PaperClip Publisher and finding it both easy to use and powerful, I bought the program for myself. However, I haven't used it since getting it because it seems to need a lot of time and disk space. I've never used Newsmaker 128, but Eloise Carey highly recommends it.

Some word processors and graphic programs can also be used for making newsletters that integrate text and graphics. Here I'll refer to just two that I'm familiar with, The Write Stuff and Fun Graphics Machine.

In the September 1991 and January 1992 CML's I described various methods of incorporating graphics in a TWS document. The one that I prefer is Hugh McMenemy's Illustrator. The November 1991 and July 1992 CML's contain articles about Illustrator that were prepared with it. Together, they demonstrate what can be done with the program and explain how to do it.

According to E-BUG, Eric Lee is thinking of releasing a new version of TWS similar to Illustrator but supporting high resolution printing and justification of proportional fonts. I hope that it will also support multiple, or at least double, columns.



FGM



In the May 1992 CML Joe Garrison described Fun Graphics Machine as "the best program ever written for the C-64" because of its ability to manipulate graphics. I like it for the same reason and often use it to prepare pictures for use with other programs such as The Write Stuff or to make one-page documents by using it to link together in Newsroom fashion screens made with it.

## OTHER DTP PROGRAMS

The Print Shop and Printmaster Plus are probably the best known programs for doing other desktop publishing tasks on the C64. They can be used to design cards, posters, stationery, and banners. I prefer Printmaster because two, instead of just one, graphics can be included in some projects and because it lets a person preview his/her design before printing. Other desktop publishing programs that I have and use are: Billboard Maker, Certificate Maker, Create a Calendar, and Label Wizard.

This is my answer to "What is the best program for ...?" If your answer would be different, why not share it in Commodore MailLink?

# GeoPublish vs. PageMaker

by Allie Hunter

In the May Commodore MaiLink, Ron Fobe<sup>1</sup> wrote about geoPublish versus WordPerfect. I empathize with his problems in using WordPerfect to lay out his desktop publishing assignment because of my first experience with WordPerfect and desktop publishing. I had a chance to get a job laying out an advertising booklet in WordPerfect. The employer wanted first to see a sample of what I could do. I decided to stick to something simple, a one-page article in newspaper style columns, with a graphic and with large print for the headline. Well, it wasn't so simple: it took me two whole days to get the article designed!

However, despite understanding Ron Fobe's problem, I do not feel the comparison of WordPerfect to geoPublish was fair. One objection is that geoPublish is a desktop publishing package whereas WordPerfect is a word processor with desktop publishing capabilities. A fairer comparison would be between WordPerfect and The Write Stuff with its newest add-on, The Illustrator. Each offers numerous word processor features along with some desktop publishing features. These features, however, are only accessed through commands and generally require much practice to become comfortable with.

Another objection to Rob Fobe's comparison is that he compared a program with a graphical environment, geoPublish, to a program with a text-only environment, WordPerfect. From reviews of WordPerfect for Windows, it is probable that if he had compared WordPerfect for Windows with geoPublish, WordPerfect would have fared better. (Windows is for IBM what GEOS is for CBM.) In WP for WIN, one points and clicks and gets a WYSIWYG, which is something Ron Fobes notes as a strong point of geoPublish. How well WP for WIN fairs as a desktop publishing package I cannot, however, comment on because I have stayed with WP for DOS.

Ron Fobe also noted that the office where he showed his geoPublish page said they ought to get 128's with GEOS. Before they could seriously consider this, however, they would have to do something Ron Fobes didn't do and that is compare how geoPublish stacked against a real IBM desktop publishing package. My father is using geoPublish to layout this issue of Commodore MaiLink. As an experiment, he showed me how he did a page and I took the same page and showed him how I would lay it out in PageMaker. Running under Windows, PageMaker has a graphic environment and thus it is a sensible package to be compared with geoPublish. The whole experiment took no more than an evening.

First, I have to admit that geoPublish has some features PageMaker has yet to incorporate. For example, it has more drawing tools and a feature that allows smoothing of

graphics. Another useful feature of geoPublish is its use of geoWrite for text editing. In PageMaker, the story editor is merely a text editor that doesn't show graphics or attributes; however, I can edit right on the screen in PageMaker, so they balance out here.

But I should also point out that PageMaker has features geoPublish doesn't have. For example, I can lay out my page, write and edit text, and draw simple pictures and import graphics all in the same module. I do not have to go to page layout or page graphics or editor as one has to with geoPublish. Especially useful for writing longer items is a feature not found in geoPublish. In PageMaker, the feature is known as styles and is a time-saver with long documents. It first entails going to a style box and picking attributes for a particular kind of text, such as body text and making that a style. When that is done, I simply highlight whatever text I want to be body text and it takes on the predesignated

attributes. This can be done for headlines, subheads, and more. PageMaker has other invaluable features not found in geoPublish such as hyphenation, kerning, and leading.

Actually, geoPublish and PageMaker are so much alike that I consider PageMaker to be what geoPublish would be

if it had the space, speed, and memory that PageMaker has on an IBM. In fact, when I first tried PageMaker, I chose it over another desktop publishing package because it reminded me of Commodore and GEOS.

The decision then of whether to buy into IBM should not be based on a comparison such as the one made by Ron Fobes. He compared two dissimilar programs and tried to discredit IBM-compatibles on his resulting experience. I love the space, speed, and memory of the IBM. But my system values \$3000 compared to my dad's Commodore 128D equipped with RAMLink and Ram Expander which was gotten for about half the price. As well, PageMaker alone cost me a couple hundred dollars (educational price) compared to about fifty dollars for geoPublish. For me, the price is worth the power and flexibility that enables me to attempt a design business. For others, including my father, it isn't. The Commodore 64 or 128 more than meets their needs for making family and group publications, etc. The 64C's a great computer which I used for two wonderful years. But if and when you debate the choice of whether to stay with Commodore or desert to IBM, your decision should be based on sound evaluation of what each system has to offer.

"geoPublish and PageMaker are so much alike that I consider PageMaker to be what geoPublish would be if it had the space, speed, and memory that PageMaker has on an IBM"



PageMaker 4.0

*This page was created using PageMaker version 4.0 and printed on a laser printer.*



# TEXT AND GRAPHICS GRABBERS

by Bob Hunter

Text and graphics provide food for desktop publishing programs. However, that food has to be digested before the programs can use it. Here, I'll refer to a few tools that I use to help geoPublish, the best 64/128 DTP program, and The Illustrator, a The Write Stuff add-on created by "one of our own" (Hugh McMenamin), digest text and graphics from various sources. For a fuller consideration of conversion programs, see Tim Walsh's and Paul Hughes's articles in the September/October 1991 issue of RUN.

## Text Grabbers

GeoPublish includes Text Grabber, which enables its user to take a file produced by a Commodore word processor and convert it into a geoWrite data file, which geoPublish can import. It also has form files for a few word processors so that the formatting directions from the word processor will be preserved when a text file is converted to geoWrite format.

The Illustrator includes a file convertor, which converts ASCII (PET and True) files into TWS files. TWS V1 also has a file translator, which translates the embedded commands, as well as the text, of a number of Commodore word processors into TWS format.

But suppose that the file you want to use is stored on an MS-DOS disk. No problem if you have a 1571 or 1581 disk drive. Use Big Blue Reader, the Commodore <-> IBM file transfer utility, to put the file on a Commodore disk before using Text Grabber or TWS's file convertor.

## Graphics Grabbers

GeoPublish can import geoPaint Photo Scraps. Berkeley Softworks's DeskPack includes Graphics Grabber, which can convert Print Shop, PrintMaster, and Newsroom graphics into Photo Scraps or Photo Album pages. Graphic Storm can convert PrintShop, Print Master, and Newsroom (photos) graphics into Photo Album pages and monochrome bitmap (such as Flexidraw) and Doodle! files into geoPaint or Photo Scrap files. Also useful is Paint-Scrap, which can convert a geoPaint file of any size into a Photo Scrap so that it can be pasted into a geoPublish document.

The Illustrator can make direct use of

Print Shop graphics and RUNPaint Shapes. Print Shop/PrintMaster/Newsroom Graphic Converter (PS/PM/NR) can be used to convert PrintMaster graphics and Newsroom photos into Print Shop format so that The Illustrator can use them. RUNPaint can convert monochrome bitmap, Doodle!, and multicolour (such as Koala) files to Shapes, but the files have to be renamed according to RUNPaint format before the program can load them. Autograph and Fun Graphics Machine are useful for this, the former being able to convert pictures created by the popular paint programs to RUNPaint format and the latter being able to load pictures of all kinds and save them as RUNPaint monochrome bitmaps.

My first graphics conversion program was Icon Factory. It not only converts among Print Shop, PrintMaster, Newsroom, and many older popular drawing programs, but also can enlarge graphics and reduce pictures. With it is Grafix Link, which can convert these to geoPaint files.

Three main steps are necessary to use IBM graphics: convert them to a Commodore format; transfer them to a Commodore disk; and, convert them into a form in which geoPublish or The Illustrator can use them. Iconvert is an IBM program that can convert graphics from many IBM programs to CBM's Doodle!, PrintMaster, and Print Shop formats. Big Blue Reader can transfer the converted graphics to Commodore disks; put a ,P after each filename so that the graphics will be saved in program, not sequential, format. I have described above how to convert the graphics for use in geoPublish or The Illustrator.

---

Big Blue Reader is produced by SOGWAP Software, Decatur, IN 46733.

Fun Graphics Machine is distributed by The FGM Connection, P.O. Box 2206, Roseburg, OR 97470.

Icon Factory and Grafix Link are part of the Free Spirit Graphics Bundle distributed by Briwall, P.O. Box 129, Kutztown, PA 19530.

Iconvert is produced by Infinity Engineering Services, P.O. Box 812, Chandler, AZ 85244-0812.

RUNPaint is part of RUN'S Super Starter Pak distributed by RUN Special Products, 80 Elm Street, Peterborough, NH 03458.

Autograph (Fuzzy Fox), Graphic Storm (Joe Buckley), Paint-Scrap (Dennis N. Seitz), and PS/PM/NR (Brian Heyboer) are public domain programs.



# Can a Non-techie Learn to Use RAMLink? — Yes, with Help

by Alice Shipley and Bob Hunter

No, this is not a review, just how I (Alice) have learned to use my RAMLink and how exciting is to use it. I'll leave the reviews to the people who can decipher the manual and all of the commands much better than I.

When I first saw RAMLink advertised, I was thrilled. I had had my 1750 REU for a few years and GEOS 2.0 was the only program I used that utilized this little marvel. I got an unpopulated RAMLink, one with no memory card installed, and plugged my 1750 into it.

With RAMLink came a revolutionary new GEOS operating system called Gateway. The catch was installing it into RAM and learning all the tricks and "gotchas." I tried for several weeks without success to conquer this.

I followed the manual's directions and created a partition in RAM for GEOS, using partition #1, which would be my 1750. I made up a GEOS 128 Gateway boot disk containing all of the files as per the directions. However, when I turned on the computer and booted this disk, I had no RAM visible on the screen after booting Gateway.

I was not alone. I got on QLink and went into CMD's spot and read all of the messages from other frustrated users who could not get Gateway to work.

In an exchange newsletter from Christchurch, New Zealand, were instructions by Chris Fleming on installing Gateway, which Chris discovered after many attempts without success. I will repeat those for physical disk drives with an REU connected via RAMLink (my system) here for the benefit of any who may still be frustrated.

Set the Enable/Disable switch to DISABLE and the Normal/Direct switch to DIRECT. Copy GEOS, GATEWAY, LAUNCH, and MAKEBOOT from the Gateway System disk onto a blank disk. Next, copy the disk drivers for the drives you are using and the RAMDisk driver in the order of their device numbers; I had two 1571 drives (8,9) and the REU (12), so I copied the 1571 driver first and then the RAMDisk. Lastly, copy your current input driver and printer driver.

I used RAM-TOOLS (provided with the

RAMLink) to create my #1 partition again. I had to create a Foreign Mode (Direct Access) partition for GEOS. After I created it, I powered down, re-booted, and loaded the "Geos128",8,1. The Gateway screen came up showing the icon of my RAM Success!

Then I clicked on the RAM disk and copied work disk files onto it. With Gateway you cannot copy an entire disk, but you can highlight several files and move a ghost icon to the RAM disk and multiple files will be copied.

Not long after I decided that I needed a populated RAMLink and sent it back to CMD for the installation of a RAMCard and a 4 Mb chip. I now could create other partitions to contain Fun Graphics Machine, The Write Stuff, and miscellaneous other programs.

There are several types of partitions that can be created: Native mode, 1541 emulation, 1571 emulation, and 1581 emulation. I made a 1541 emulation partition for FGM, a 1571 emulation partition for TWS, and two Native Mode partitions for the other programs. In one I copied the RAMLink utilities, including RAM-Tools, FCOPY (file copy), and MCOPY (disk copy).

I am writing this using TWS out of my RAM. The RAMLink has a swap feature, permitting you to swap the contents of RAM with your 1541 or 1571 drives. At times programs, such as this one when looking for the printer driver, looks for device 8 or 9, so I am told. I know I cannot get my printer driver recognized in RAM as a device 12, so I swap before loading.

I do not know if I am using this to the max, but it is working to my satisfaction. I know I will get another 4 Mb chip shortly; then I will be able to put the entire four-sided issue of Loadstar into my RAM.

I also got the battery backup in the event power is off for several hours. I am advised that the battery will hold the contents from 8-16 hours.

I am pleased with RAMLink, and I know that with all of this available for my 128 and 64 there is absolutely no need to ever consider changing computers.

If I (Bob) had read Alice's account of her struggle to get Gateway to work before getting RAMLink, I might not have so disappointed that Gateway wasn't part of the package. Instead RAMLink was accompanied by a disk of RAMLink GEOS utilities intended to enable me to use GEOS and Desktop with RAMLink and by an eight-page manual addendum explaining step-by-step how to use do so.

The steps were grouped into three main parts, which I set about doing as soon as I had connected RAMLink (with my 1750) to my 128D. They are:

1. Run the program "RL/RD GEOS SETUP," which configures RAMLink according to which of six options you choose. Having a RAMCard with a 4 megabyte SIMM as well as a REU in my RAMLink, my choice was RAM 71 (a Direct Access area large enough to emulate a 1750 REU) and a 1581 Emulation partition. The program assigned these to partitions 31 and 1.
2. Replace the CONFIGURE and (optionally) RBOOT files on your GEOS System disk with ones from the utilities disk. I did this on a copy of my System disk so that I could still use the original with a two-drive and REU setup.
3. Set up the new CONFIGURE file. I set mine as Drive A - 1571, B - RAM 1571, and C - RL/RD 1581 partition.

After going through the above steps, I reset my 128D and eagerly but nervously loaded and ran GEOS. Success! After a short interval, the familiar Desktop reappeared on the screen and it showed the desired configuration. Now I could use two RAM disks under GEOS, one a 1581 that could store what was put in it even when my computer was off.

Later I added to my 1581 partitions a utility from the RAMLink GEOS Utilities disk called RAM MOVE, which enables a person to move between and copy files between 1581 partitions. At present, I have three 1581 partitions: 81 RAMDISK (the one created in #1 above and containing my GEOS 128 applications, accessories, etc.), geoPublish (which contains all my GEOS 64 applications, etc., relevant to using geoPublish organized in a way suitable for desktop publishing), and Sept CML files. These partitions can also be accessed from the computer's native

operating mode; for example, when I'm working with The Write Stuff (in RAMLink), I can issue a change partition command and load/save files from/to one of them.

The RAMLink User's Manual advises planning ahead and setting up partitions logically; it discourages making a regular habit of partitioning, saying that it is something a person should do once or twice and edit only when one's needs change. Alice's article and Brian Vaughan's article on RAMLink in the September 1991 CML tell how two members of Meeting 64/128 Users Through the Mail partition their RAMLinks. A listing of my current partitions follows:

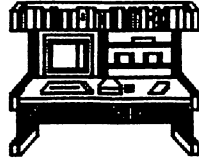
1. 81 RAMDisk (see above)
2. RAMLink Utilities (a Native Partition)
3. geoPublish (see above)
4. The Write Stuff (a Native Mode partition with The Illustrator 128 and the TWS dictionaries)
5. Fun Graphics Machine (a 1541 partition)
6. Label Wizard (a 1541 partition that I opened when Jean Nance told me how great Label Wizard works in her RAMDrive)
7. RUNPaint (a Native Mode partition)
8. A 1541 partition for temporary use of a game or other program
9. A 1581 partition for temporary storage of data, which currently contains CML files
31. A Direct Access partition (see above)

I access partition 1 with my GEOS System disk and can use RAMMove to go to partition 3 from it. As long as I use the SWAP 8 switch first (unnecessary for RAMLink Utilities), I can load the programs in the other partitions from BASIC. However, I have autobooting files on my TWS and RUNPaint data storage disks that will swap device numbers and load those programs for me. For the former it is:

```
10 OPEN 15,12,15:PRINT#15,"S-8":FOR I=1TO
500:NEXT:CLOSE 15
20 LOAD "4:*",8
```

Like Alice, I'm pleased with RAMLink, and I plan to add more partitions and files, such as LANDMARK (a computer Bible) and Superbase 128 (a gift from my daughter), to it after I retire next year. Also like Alice, I plan to stick with my Commodore 128 and share the cry with which John Hambright closes his letters:

LONG . . . LIVE . . . COMMODORE!



# TIPS

## **CRITICISM (A. B. Sharon)**

Never confuse the person with the idea. There is a great difference between "You're wrong" and "I don't agree with what you just said."

Bring out the good points first and give explanations why YOU think they are good. Keep the positive foremost.

Find ways to suggest improvements instead of ridiculing. First, state the most important things not to change (if they exist). Next, state the most important things you would like to see changed, with suggestions.

Humility must be present, for remember that YOUR opinion may not as compelling as you may think that it is.

## **FM II TO TWS (Fero! Austen)**

I was having a terrible time trying to transfer Fontmaster II files to The Write Stuff. Every time I followed the instructions with TWS v.1, the file would appear but would start scrolling rapidly and finally right off the screen. The scrolling continued until I pressed C= and SHIFT; then everything just locked up. When I tried to transfer using TWS v2, the file would appear all right but not in very usable form, regardless of whether I chose PET ASCII, ASCII, or SCREEN CODE.

You'll never find it under anything like Sequential File in the FM II manual, but the way to transfer a FM II file to TWS is to make it a sequential file, which TWS readily accepts. This is done by pressing "P" for Put Text instead of "S" for Save Text when you are saving the FM II file. The file will be saved as a sequential file and this can be easily loaded into TWS. (Ed: For translating a TWS file to FM II, see Fero! under "The Forum" in last September's issue.)

## **GOLDEN TIPS (Charlotte Mangum)**

A letter to Xetec in which I described The Print Shop hanging up in the middle of printing (I use a 128D) brought the advice to put the Gold in slow

serial mode:

OPEN 1,4,15  
PRINT #1,"SL"  
CLOSE 1

That didn't do anything. I finally figured out that all you have to do is to reset the built-in 1571 when the program hangs up and it goes ahead.

A lot of games don't load with the Gold connected. According to Xetec, that's because they check to see that there is no printer or interface connected to the serial port. Well, all I can say is that the same games load just fine with my Cardo G-WIZ interface connected! (Ed: Thanks to Charlotte's tip, I now can use Paul Whitehead Teaches Chess and Computer Scrabble on my 128D by simply disconnecting my Gold.)

## **STAR 2420 & FLEET IV (Bill Kennedy)**

Fleet IV word processor comes with many print drivers. I chose Epson, but for some reason whenever Fleet IV is turned on the Star printer "wakes up" with five lines per inch. This makes the printer think that a full page on Fleet IV is really a page and a half. What I do is define the printer codes for six lines per inch at the beginning of my work and then immediately invoke the codes. Putting "0=27,50" at the beginning and "0" right after that does the trick. Fleet IV has a value table called up with F1,V. In it, set the secondary address to 9, the printer to Epson, and the automatic line feed to off. Then set the interface to transparent. Save the value table to the program disk. That is all that is necessary for the Fleet IV program to work. This will also give access to the two fonts provided in the Super Graphix interface.

## **SUPERBASE V3 & 1581 (Alf Jonassen)**

It's great using the huge capacity of the 1581 to hold big Superbase files. It's fast too. Then came the day when I wanted to add a file and all I got was a "disk full" message although there was ample space on the disk and the directory had

## The Servant, Where Have You Been All of My Life?

by Bill Wolff

only eight files. Hmmm. After some (irate) fiddling about I found the problem. Superbase makes use of all unused disk space, even the space where the directory is supposed to be. So, when a ninth file was to be added, the drive had nowhere to put the filename! What I had to do was to make space in my directory before filling the Superbase files with data.

The solution was to format a new 1581 disk and to copy onto it a lot of files which I immediately scratched. This way the disk directory was allocated enough space to hold all the file entries I could possibly desire. Then I copied to it all the files from the old disk, less the "database" files (the ones with filenames in upper-case), and created on it first new DATABASES and then FILES using the same names as previously. My having copied all files to the new disk, Superbase automatically adopted the existing formats. Finally, I exported all Superbase files from the old disk to a 1571 disk and imported the contents of those files from the 1571 to my disk disk, and my files lived merrily ever after.

### TWO-COLUMN PRINTING (Jim Russ)

Pocket Writer 2 does not support two-column printing. Still, I can use it to print two-column text. I adjust the margins to give a column of print which ends almost halfway across the page. A single page of text on an 80-column screen now takes two pages to display. At the start of the first line of text for the second page I insert a pause printer command and a printer offset command to cause that page to start printing just over halfway across the page. When the printer stops printing the first page, I turn the paper back to a line above the first line printed, a line above because my printer sends a line feed as soon as I hit a key to resume printing. Now when the second page on the screen prints, it forms the second column of text on the paper. If I am printing more than one sheet of paper, I set the printer offset to 0 at the start of the third page on the screen and to that for the second page at the start of the fourth page, etc. (Ed: This method can also be used by printers without a printer offset command, a command that shifts the whole document to the right, by resetting the margins instead.)

Ever wonder while you're viewing directories, running programs, and doing other DOS things on your C128 if there was an easier way? Sure there have been some good utilities out there like SDIR by Miklos Garamszeghy and the Disk Whiz by Kevin Hisel. But what if I told you there is something far better? Well there is a recent one called The Servant. Who wrote this fine piece of code? Why our own Alf Jonassen from Norway. It is available on many BBS or directly from Alf himself. The files come with well-organized documentation (on disk), but I am sure many of you will just dig right in and read about the small details later. Really, that is how easy I found it to be.

It's going to be tough telling you all that it can do in such a small space (I really can't tell all but will try). The Servant will run, type (view a file), view a directory (also extended directory information), unnew (called re-new), go64, (or load 64 file in 128 mode and then switch), swap (switch) 40/80 screens, format QBB, execute DOS wedge commands, load first program, batch (file or disk) copy, batch scratch, batch unscratch, sort/print/edit directory, and boot, all from any drive(s) numbered 8 through 11 with ease. It does this all from menus and there are no commands to remember. It can painlessly renumber your disk drives as well.

The Servant is highly configurable for the ROM version, and you can have your computer boot with your favorite colors, function key assignments, etc. It will use that extra 64K VDC RAM and REU memory as super large buffer for file and disk copying. It will select burst mode automatically, if available. It has one of the best subdirectory formatters I have ever seen for the 1581 disk drive. A super autoboot tool plus a validate boot protect is also a very much needed feature Commodore forgot to add. I hope you'll look into The Servant; otherwise you may never know what you have been missing for so long.

# PROBLEMS



# QUESTIONS

## **64-DISK CONNECTION** (Joan Melton)

I sent for PD disks from 64-Disk Connection in Va. Beach 6-1. They cashed my check 6-8. I wrote a letter to them 7-19 and inquired where my order was. They sent the order 7-25. I definitely will not order from them again. I have had orders from other places within days.

## **MAIL ORDER SUPPLIERS** (Bob Hunter)

I am one of many members who lost money by joining geoMetrix and subscribing to geoWorld. However, I lost much more when two companies to whom I had prepaid shipping and handling charges, Montgomery Grant and Tenex Computer Express, sent goods to me by carriers who charged me substantial additional amounts that had not been referred to in the suppliers' advertisements. Apparently, a number of American suppliers are now using United Parcel Service and other carriers who collect large amounts from both the American suppliers and the Canadian purchasers. My representations to the two suppliers were fruitless and I've discontinued doing business with them. Canadian buyers, be warned!

## **SSI AND SUPER SNAPSHOT 5**

(Charlotte Mangum)

I'm having problems with Super Snapshot 5. The company just won't admit that it's incompatible with the 128D. And their letters don't make sense. It's very annoying.

(Ed: The above was part of a letter written to Jack Geren regarding the problem that he reported in May's CML. The following was written in answer to my letting Charlotte know my Super Snapshot 5 works satisfactorily with my 128D and suggesting that hers might not because of her not having the optional 128 disable switch)

What makes me angry is 1) Software Support International's ads continue to specify features, such as the nibbler, that were never incorporated and never will be; 2) some features, such as the

joystick port switcher, rarely work; and, 3) the ads don't mention the option of a 128 disable switch. You are right that I don't have the latter, perhaps because I didn't ask for it since the ads didn't mention a 128 compatibility problem but perhaps SSI doesn't know about it. When I wrote them about an upgrade, the reply sounded as if they were in total darkness about either the problem or its solution and suggested that something might be wrong with my cartridge and asked for \$\$ to find out! The whole experience is one of the worst false advertising ones that I've had with third-party products for CBM machines.

(Ed: Lawrence Chin and Brian Vaughan have noted some of Super Snapshot 5's bugs in previous issues of CML; see "Tips on Super Snapshot Upgrade" in the July 1990 issue and the story of Brian's problems in various issues from March 1990 to May 1991.)

---

If you can help with any of the following problems, please write directly to the person who asks the question as he/she may need help right away. Also, please send a copy of your answer to the editor of the next CML so that other members can read it.

**HAROLD HODGES** would like information on a program that involves feeding Morse code directly from a radio receiver into a C64 and the 64's converting it into text. He believes that such a program was available at one time from someone in Brunswick, NJ.

**HAROLD HODGES** has a VocCom, which allows one to record and playback any tape fastened to any piece of paper. He would like advice on using this with bank checks to input their numbers directly into an accounting reconcile program.

**BOB HUNTER:** With my 128D in 64 mode and my RAMLink in Normal mode, I can print only the left half of a geoPublish document. However, with my 128D and RAMLink either in 128 and Normal modes or in 64 and Direct modes, the same document prints across the full page. Why won't it print correctly in the first setup?

**BOB HUNTER:** When I was ready to have geoPubLaser.PS save this issue's geoPublish files as PostScript files for printing on my daughter's PostScript laser printer, I found that the program wouldn't work. Yet geoLaser.PS, prepared with the same copy of PSPatch, worked with my geoWrite files. Thus, I had to print the CML files on my dot-matrix printer. I would appreciate suggestions from anyone else who has used PSPatch. Also, if anyone has used geoLaser and/or geoPublaser to send documents directly to a PostScript laser printer, I would like to know what RS-232 interface you used and what other equipment is needed.

**JOHN HUNTER:** If I simply type something onto my screen I am able to print THAT, but if I am using a PD program (such as Recipe File) and want to get a print-out of whatever happens to be on the screen I can't. What DON'T I know?

**JOHN HUNTER:** Does anybody know the current address of Springboard Software? They have eight programs that I would like to buy.

**KEITH KELLER:** Who is knowledgeable about sending printer stuff to the user port vs. the regular way? I can hook up my new Epson to a section of the custom-made cable I use for transferring stuff to the Amiga. I tried printing that "alldem" file from Easy Script configured for printing to a Centronics printer. There was no response from the Epson. I could try different drivers in GEOS, but I can't have the 80-column cable and transfer cable plugged in at the same time. The user port connector is too big.

**ZEB LARRY:** I have had a problem using a 1541-II and a 1581 together with GEOS. With some programs, a drive logo disappears, forcing me to leave GEOS and reboot. Where does the logo go,

and how can I recover it without starting all over.

**ZEB LARRY:** After copying some programs, I find that in trying to load or recopy some programs my drive goes bump-bump and says "Error in drive A (or B) near track 13 sec 80" and freezes. That just about ruins the whole disk. I can sometimes find the offending program and dump it, which will occasionally do a fix. GEOS offers no help for error messages. Validating does not help. How can I correct?

**ZEB LARRY:** I would like to get the GEOS boot disk onto a 3 1/2" disk.  
(Ed: I've used Maverick 5 and RUN's GEOS Companion for this. Also, CMD's geoMakeBoot sounds good.)

**JOAN MELTON:** I would like help on how to get graphics into Fontmaster II.

**JOAN MELTON:** I would like information on a light pen, what it does and how to use it and if it takes a certain program to use it.  
(Ed: I have an Inkwell light pen but use it only with my Inkwell programs, preferring to use a mouse with GEOS, the only other program I have that supports a light pen.)

**JOAN MELTON:** I am interested in corresponding with anyone in the club who makes their own graphics.

**JOHN SHAVER:** I had a couple disks which would not load, nor could I get the directories to appear on the screen. I decided to format them so that I could use them in some other way, but none of my format programs would even attempt a format.

**JOHN WIBECAN:** I have a 128 which works perfectly in the 64 mode but stopped working in the 128 mode some time ago. It didn't "blow out" on me; I just became unable to get into the 128 mode. I had a friend check it out with his monitor, etc.; he got the same result. Might anyone have a suggestion for me regarding this problem?

# BUY - - TRADE

**DONALD COCHENOUR** has a 1700 RAM expansion for the 128 for sale. The price is \$30 or best offer. The original cost was a little over \$100. This accessory increases RAM by 128K bytes.

**MICHAEL EDWARDS** wants Commodore, SAMS, or other technical service data for a C128D. He will pay any reasonable price or welcome being advised where to purchase any information as he finds hit and miss repairs very frustrating and time-consuming. He is also interested in similar information on C64, 1541, 1571, 1581, OC 118 and MSD 1 disk drives, 17XX REU'S, and MPS 1250 printers.

**BOB HUNTER** has a Partner 128 cartridge, programming aids (books and software), and educational and other software for sale or trade. The software is with original packaging and documentation.

Bob will be retiring from teaching at the end of the current school year, after which he won't need the administrative software and the programs for elementary school pupils (see his March 1991 CML article) that he has.

The other software includes Chessmaster 2000, GEOS 1.2, Mavis Beacon Teaches Typing, Music Construction Set, PaperClip Publisher, Pocket Author, Principles of Composition (art course), QuikPro-II, Sideways, Sketchpad 128, Speed Reader II, Sylvia Porter's Financial Planner 128, Word Magic II, Word Publisher, and Word Writer 128.

**KENNETH JEWELL** found he had no back-up disk for his WordWriter 128, VC5-2.0. He wrote to TimeWorks, and was told that WordWriter 128 is a discontinued program and they no longer provide back-ups. He would like to buy a back-up, or would like an explanation of how to handle copy protection so he can make his own. (Ed: I've offered to make a back-up for Kenneth or to sell him my Word Writer 128.)

**ALF H. JONASSEN** wants to buy Signal Computer Consultants's line of train traffic control and dispatching simulators for the C64: Train Dispatcher, Super Dispatcher, Super Track Builder, Locomotive Switcher, and Northeast Corridor. He is willing to pay good prices.

**JEAN NANCE** has for sale:

\* A 64K Quick Brown Box. \$40 or best offer, shipping included. Also disk to put TWS 128, Version 2, into a QBB; if you own TWS Version 2, she'll throw the disk in free.

\* Billboard Maker, GrafixLink, and PhotoFinish by Solutions Unlimited. Disks and small manuals. \$3 each, postage included.

\* 64 Power Pack by Valueware: word processor, filer, calculator. Passed along to her by Keith Keller. Send a couple of stamps for postage if you would like to see this item.

\* Promotion copy Sid Master (a Sid editor) by Steve Stuart. Shareware; send Steve \$7 if you like it. Control all sound parameters. Well done. 48 page manual is a good reference on sound. First person with a couple of stamps gets it.

**LARRY NESS** wants to sell a never-used M3 Mouse with disk and docs for \$15 (US\$) or a copy of the KoalaPainter disk. He wants the latter because his was scrambled and he had no back-up. He says, "I'm willing to pay top dollar if I'm lucky enough to find one." (Ed: I've offered to send Larry a copy of my KoalaPainter disk if his was an original and not a copy.)

**ROBERT RITCHEY** offers to trade:

\* Commodore PLUS/4 computer, like new in original box and with books, for a printer or a 1200 baud or faster modem for 64/128.

\* Commodore C16 computer, like new in original box but without books, for 64 or 128 software such as Newsroom.

\* either or both of the above for a memory expander.





## COMMERCIALS (Formerly "Classifieds")

**CHARLES SPRINGER** has the following items for sale:

- \* FSD-2 5 1/4" disk drive with docs \$35
  - \* 1581 3 1/2" disk drive with docs and disk \$75
  - \* 1750 REU with docs and disk \$100
  - \* Xetec Super Graphix with docs and disk \$20
  - \* 1520 Scroll Printer with programs & pens \$35
  - \* Gazette, 1984-1990, with disks; RUN, #'s 25-98
- Call (717) 334-2613 about the magazines.

**BOBBY VAN SICKLE** wants to buy:

- \* Print Shop and any graphics programs for Print Shop and PrintMaster
  - \* any Lance Heffner sports games
- He has for sale some C64 games and RUN magazines. Send for list.

**BRIAN VAUGHAN** has for sale for the C-64 postage paid:

- \* Grappler CD printer interface \$15
- \* Flexikey V III Numeric Keypad \$15
- \* Wico Command Control Trackball \$15
- \* RapiDOS PRO 1541 drive enhancement system \$25.

**JOHN WARD** would like to buy a disk drive and a modem.

**LARRY WILKE** would like to get a cord to connect a VIC-20 to a TV.

**A.W.M. Micro Media**, P.O. Box 39633, Denver, CO 80239, plans to put out "Eight Bits Classified Adletter." It will publish paid advertisements for new and used Commodore hardware, software, and books, will come out twice a month, and will be free. If interested, send a post card with your name, address, and request for a free subscription. It's worth 19 cents to see what will happen to this project. We suggest waiting a while before placing an ad, though.

(This item was submitted by Jean Nance.)



New member **EARL HARVEY** owns Harvey and Associates: Commodore dealer, Citizen printer dealer, and CMD dealer. Authorized repair service for all Commodore products and for Citizen printers. He carries a fair stock of Commodore parts, software, hardware and accessories. Discounts given to group members. Earl is also co-editor of a C-64/C-128 monthly newsletter, "The Final Horizon". Write to request a sample issue. 1409 Mill St., Laramie, WY 82070. Phone (307)-745-7077.

**JOHN STREET** is stockpiling items for a computer salvage operation. If you have computer related junk, working or not, he will buy/trade, or work something out. He needs hardware, parts, docs, books, boards, old software, cables, anything. He says, "with my low prices, demand is greater than supply". He also repairs hardware, and builds a C-64 back-up board. Write him for repair specs, information or help, or phone (after 6:30 PM). P.O. Box 189, VanBuren, IN 46991. Phone (317)-934-454.

## FGM/ILLUSTRATOR UPGRADES

Upgrades are available for Fun Graphics Machine and The Illustrator, both of which have been featured in previous issues of CML.

According to Jack Blewitt in July's The CHUG Bulletin (the Wheeling, WV, Commodore Home User's Group newsletter, edited by Alice Shipley), a program is available from FGM Connection (P.O. Box 2206, Roseburg, OR 97470) for upgrading version 6 of Fun Graphics Machine to version 6.3.

According to editor Ted Seitz in March's B-BUG (the Busy-Bee User Group newsletter), upgrades for both 64 and 128 versions of The Illustrator are available with reported bugs fixed. He suggests sending your original disk and something for postage to Busy Bee Software (Box 2959, Lompoc, CA 93438) if you want the latest version.