




# geoNEWS



JOURNAL OF geoCLUB

ISSUE 6

FEBRUARY 1992



## EDITOR'S COMMENT

Well I trust the free disks with last months issue were of use, interest and worth waiting for. One or two people have had problems with Paint-Scrap, it seems that a bug crept into this one somehow, so I have put a bug-free copy onto Disk 5, if you want a good copy but do not want Disk 5 then please send GEOS Formatted disk and I will copy it onto your disk and return it next day. You will find yet another FREE disk with this issue, to find out more turn to page 2 and read all about it! ( I have heard that phrase somewhere before ). I wish to thank Ron Crawley of Wirral who very quickly stepped in when we had a small problem, the photocopying machine of our usual copier had

problems and when they arrived here on Sunday December 22nd I decided that you would not be too happy with a geoNEWS that had light and dark patches on various pages so I telephoned Ron to see if he could help. I had them in the post Monday morning, he recieved the new master copies Tuesday afternoon (Christmas Eve) he copied them and we met just off the motorway outside Manchester for him to deliver them in person. It was a mad dash for us both but in a way worth the effort because you recieved an excellently reproduced newsletter and I had the good fortune to actually meet Ron and his lovely wife Pat. We also owe him our thanks for photocopying this issue as our usual copier Brian is in LIBYA on business, rather you than me, keep safe and hurry back . You will find amongst these pages another disk on offer, the reason this is not a free disk and that there is a small charge is to raise some funds. We are not broke but the last issue with the free disks and postage averaged each member 95p so in effect you have only £4 of your subs left and it's only February. There will be more software to come in future months and depending on our funds will depend on what if any charges there will be for them. I am trying also to bring software in from the States so you can have them at US prices but actions are quite slow and so all I can offer at present is Dave Ferguson's

continue page 5

INFO	
NAME	FRANK CASSIDY
STREET	
TOWN	
CITY	MANCHESTER
ZIP	
TEL	
PACKET	
<input type="checkbox"/> WRITE PROTECT	

# LIGHT

As you all know Commodore Disk User, the only magazine for the serious user, is no more. But, like a phoenix rising from the ashes, comes LIGHT a new disk based computer magazine that will put all other computer magazines whatever the format in the shade. You are privileged to see the sampler disk, created to give some early publicity and show prospective purchasers of LIGHT what they can expect for their money. This sampler disk is NOT complete it is a sample of things to come, but having said that it is very good and there is quite a lot on the disk including a very nice demo and a game that works, plus a little about what we all know best GEOS. The editorial contents are not fully up to date as the distribution plans have had to be changed. Originally it was hoped that this could be covered by a software distributor but this did not come to fruition. It was then thought that one of the large magazine stores would carry it but they do not believe there is a market for a magazine on disk alone without being appended to some printed matter. Still I well remember EMI turning down the BEATLES much to their constant regret I would think. LIGHT really is treading new ground and I think they have done a tremendous job and obviously put a great deal of hard work into it. They have great plans for this new innovation, it is hoped that there will be a readers BBS where ideas and comments can be exchanged. A readers advert section in the early days at least these will be free of charge. As our friend Jason Finch is involved I am sure there will be something akin to TechNo Info as per CDU. GEOS should have a fair share of space but like many of the other facets of this

publication much will depend on the input recieved from readers. It should also be possible to print out the contents of any text pages and also a table on contents. The first issue is planned for release on March 21st 1992 price £4:50 and will consist of two double sided disks with around 50 features, 15 of which will be articles including the editorial, and a great many utilities and games and demos. There is also the possibilities of subscription rates as follows, 6 months £25:50, 12 months £46:80 and information regarding this may obtained from LIGHT,

NORWICH . I am sure once you have had the chance to look through the sampler disk you will be keen to see the first issue. Don't forget, you saw it first in geoNEWS, and remember to mention that fact when you write regarding subscription. They will also be very pleased to recieve any articles or programs for publication on future disks.



## geoCLUB LOGO



BY RON CRAWLEY

# LQ PRINT

By Roy McIntosh

GEOS LQ is a separate application, with which Text documents can now be printed using **GeoWrite** and prints in almost Laserprinter quality! An optimum printout can now be achieved from your printer and an excellent printout can be obtained from most 9 and 24 needle printers! The resulting printout is achieved without the usual rough step-like edges appearing to the letters. Geos LQ is one of the first German programmes to come complete with an English Users Manual and English programme info-block, as well as all of the internal programme instructions translated into English. This programme works with both the German and the American Geos main programmes Printer problems should now be a thing of the past, as all Epson-compatible printers are supported. The method of connection is immaterial either a serial or parallel linkup is possible. Parameter files, in the form of GeoWrite-files, include all of the relevant information. Sample-files, which can be used for practically all of the printer types, are supplied ready for use. Personal printer setups can be carried out with ease.

The programme **Geos LQ** can be obtained in the basic standard packet with two disks containing the main programme, Start LQ and various other programme files and includes 7 LQ Fonts. The standard packet costs DM 49.- plus DM 5.- for postage and packing. The complete packet consists 4 disks containing the usual printer files, other programme files and 45 LQ Fonts,

the price of DM79.- for this collection of excellent Geos software is very reasonable indeed. GEOS LQ functions in a similar way to GeoLaser. This means, where ever possible, that the largest font size is used to compute the print-files necessary. **Seven** specially made LQ-Fonts are delivered with the main programme. As **Font-Utilities** are also supplied, it is easy to make new Fonts and the alteration and changing of existing normal Fonts into LQ-Fonts is now "childs play". A clearly explained, 40 page Users manual is supplied. The manual is possibly too professionally explained in places, however everything is well laid out and well documented. A further mention should be given to the following points: GEOS LQ functions together with GEOS from the Version 1.3 upwards, including all of the corresponding GeoWrite versions, as well as in the 80 character mode on the C128. The number of printed copies can be preset, e.g. a complete document could be printed 999 times. The print programme can be started from a GeoWrite document through the use of a supplied desk-accessory called '**Start LQ**', as well as from any other application. If required the Text document can be used to pre-set the programme for printing. In GeoWrite all of the settings (Styles, Tabs, border settings, etc.) can be used. After printing is finished it is possible to return to GeoWrite, even to return directly to the previously printed document! Pictures in GeoWrite can also be printed without any problems!

Programme Source:

Thilo Herrmann

Dieter Marten

OR

Burtligen  
Germany

Gmuend  
Germany

## 1351 Mouse.

By Eric Pickup

For all those of you who are still using a joystick to move around Geos here is a small insight to the whys and wherefores of using a mouse device. There are currently several options available when it comes to selecting a suitable mouse for use within Geos. One of the earlier Commodore mice was the 1350, this however was somewhat of a cheat as it was really based on a joystick and used electronics instead of micro-switches to operate the control port and gave some what of a jerky movement across the screen. The 1351 however is a true "proportional" mouse, which means that the pointer mimics the movement exactly . ie the pointer moves at the same speed as the mouse. Furthermore the speed at which the pointer can be moved about the screen is infinitely variable as it is dependant only upon how you move the mouse, unlike using the joystick which is set at a fixed rate unless you change it via the "Preference manager" which can be a lengthy process if you wish to change the speed depending on the task you wish to perform. In order to use a mouse with Geos you must have the appropriate "Input driver" present on the disk when you boot up of which there are plenty to choose from these are mainly for the 1351. The driver I currently use is called "Two buttons II" and is available on " geoCLUB disk 5 " (See comment below ).

This driver makes use of both buttons on the mouse, in that the left button when double clicked will

" Ghost " an icon, and the right button when double clicked will open a programme. This stops that annoying problem when you double click too fast and getting the response " This file cannot be open from the desk top ". This I find to be the best solution in my set up as the mouse sits resident in port 2, whilst my joystick is in port 1, as I have found that the mouse has to be plugged into the computer before powering up, otherwise the mouse does not always work if you plug it in after power up. So if you wish to swap from mouse to joystick all you have to do is drop down the Geos menu and open up " Change input device " without the need to reboot, which I have found very useful as when in GeoPaint the joystick can be sometimes better to draw with than the mouse. I recently picked up a second hand 1351 mouse but when I tried it with Geos it failed to work. This I found out later was due to the fact that even though it said 1351 underneath the mouse, it was in fact from an Amiga ( Pardon my French ), and is NOT a proportional device. Check the plug on the cable the true 1351 has a square block type of a plug where as the Amiga version has the more usual shaped plug as found on joysticks. It looks as though someone had changed the case on the mouse at some time. So take care as things are not always what they appear to be. The 1351 has one more trick up its tail yet and that is if you really want to you can configure the mouse as a joystick. This is done by holding down the right hand button on the mouse during power up. This means that the mouse can be used with any other software that uses a joystick for icon control.

continued from Page 1

Dweezil Disks they are very good value. The CP -CLOCK which was reported on in last months issue works very well, it keeps very accurate time and it is good to have the current time and date displayed on Boot-Up. Unfortunately, from there on the GEOS clock takes over and this is not so accurate, it loses about 10 minutes in the hour so anyone wanting exact time it would be necessary to have the program on the work disk to correct the GEOS clock occasionally. ( Now you know one of the goodies I recieved this Christmas). I would like to thank the contributors of this months issue, if anyone else out there has anything to add, a view to air, tips to pass on, please feel free but DO read Page 7 membership stands at 27 and it does look good for the coming year, there's lots happening in the States regarding GEOS and we hope to bring all the latest information as it becomes available, so read on. Thanks once again for your good wishes, encouragement and continued support. Happy GEOS-ing, Frank



### Christmas bonus for Commodore

WELL ! Would you believe it ????

It would appear that this 9 year old, old fashioned, out of date, 8-bit, dead slow, nothing but a kids toy, computer that we all know and love, sold over 100,000 new machines over the Christmas 1991 period. This does not include the vast numbers of second-hand machines that must have changed hands. So, how come hardly anyone supports it now. The largest periodical chain in the U.K., refused to distribute the new disk-based magazine LIGHT for the C64/128. I bet any of the other computer manufacturers would love to be able to boast such sales figures yet even Commodore do not support this machine like they should. Although almost all these new machines were bought for kids as games machines, very soon these kids will grow older and what better computer to have in the house. just think what they could do with a disk drive and GEOS. They could improve the quality of their home work no end, and would learn quite a bit in the process. I sometimes wonder.!!!




### MOVING

Please let us know your new address as soon as possible so we can keep your copy of the newsletter coming to you without delay. Send your new address to.....

geoCLUB

Manchester

### geoCLUB LOGO



By RON CRAWLEY

## SPEED-UP CHIP FOR THE C128



It looks like there are attempts to make the C128 work much faster with the development of a super chip. The work is being done by ZIP Technology who have already produced such a chip for the Apple computers. ZIP have agreed to develop the board as long as certain conditions are met. Parsec Inc. the mail order company have agreed to meet these conditions and market the board when it is finished. The man behind this project and head man at Parsec Inc Mr. John Brown is asking for a deposit of \$50 towards the purchase price of an accelerator board and/or chip for the C128/C128D. This will be a 8MHz or 10MHz speed up board. Parsec Inc can keep this deposit for a period up to 3 months from the time of deposit while developing the board. When the work is finished Parsec Inc agrees to sell the board to the depositor for \$200 or less and it will be guaranteed to be compatible with the majority of software and hardware. If anyone over here is interested I suggest they drop Parsec Inc a letter regarding this. The address is... Parsec Inc. PO Box 111, Salem, Massachusetts, 01970-0111, U.S.A.

This interesting snippet was taken from **Lucky Line Magazine** the newsletter of the **Louisville Users of Commodore of Kentucky** and was written by **K. Dale Sidebottom**.

[ For those of you who have never heard of Parsec Inc or John Brown the President of the company, I can vouch for his integrity and the viability of his company. Frank ]

## DISK 5

The following Programmes are included on geoCLUB Disk 5 it is hoped that there will be enough assortment so that everyone may find something of interest.

mlabelv2.5 \* the best GEOS labeler  
mlablev2.5 \* Documents

Graphic Storm \* Converts to GEOS from other software eg. PrintShop Newsroom etc

geoDIR PRINT2 \* Prints out the directory giving File Name and Type memory used etc

Album Reverter \* Converts album from different versions of GEOS

QUIK TOP \* An alternative Desk Top  
QUIKTOP.DOC \*

TWOBUTTONS \* Mouse driver

TWOBUTTONS2 \* Mouse driver

64 L2R2L 1351 \* Mouse Driver

BackSTRIPE \* FONT

Headerette \* FONT

Tuby \* FONT

Eastern \* FONT

Square 16 \* FONT

RESCUE 128 \* Disk Repair

RESCUE128.doc \*

Color128 \*

Color128.doc \* Instructions for above

PREVIO TRANSPORT \* Clip Art

from one of the greatGeoArtists

FontView \* Look at all your FONTS

before choosing which to use

Paintview1.2 \* Look at paint files

without GeoPaint on the disk

INGOT \* FONT

MEGA NEWS \* FONT

Sneaky Snake \* GeoGame to enjoy

ICON EDIT 2.1 \* Design your own

Icon Grabber \* ????

The other side will be full of

items scanned in by our member

Paul Humphreys of Hyde

Cheshire

**\*\* All this for just £1:50p**

# MORE **geo**CLUB OFFERS

( To spend your money on )


Next month we will bring you information on making cables for obtaining better quality video if you are using a colour monitor. Also how to make your own **geoCABLE** for using a Centronics printer run off the parrallel port making the printer operate faster. There will also be an offer by one of our members to make up these cables for the cost of the components. We are also working on a PrintShop graphics library which will be of use to both PrintShop and GEOS users. It is hoped that there will be a catalogue of the printed graphics for sale at printing costs ( approx. £1:00 ) so you can see exactly what is available on each disk . Disk's will contain 110 graphics approx. on each side of each disk. At present there looks like being 10-12 disks in the library. For PrintShop users they will be available as Side A or side B graphics. It is hoped they will cost £1 per double sided disk. All profits go towards **geoCLUB** funds as usual. Should you have a PrintShop graphics disk that is not included in the catalogue please consider donating a copy to the library so we can make it as extensive as possible. When this is complete, if it is a success we will consider doing the same with other graphics. Read all about this and more in **geoNEWS**, Issue 7, March 1992.

# SEE YOURSELF IN PRINT

Do you have an article for inclusion in this **YOUR** newsletter. Maybe it's a review of your favourite piece of **GEOS** software. Or a simple tip you can pass on to others. Don't hesitate it can always be edited. To help us, and save a lot of work please send your articles in **GeoWrite** format on a disk. It doesn't matter which version you have. If you have some clip art you want including put that in an album on the disk also. If you wish you can include a **GeoPublish** layout of how you would like to see the article in print. To help us the Original **GeoWrite** file would be appreciated. When we say Original we mean before it is entered into **GeoPublish**. Just drop it onto another disk and rename it then put it back and continue with the layout. **YOUR DISK WILL BE RETURNED.** ( In time ).



# NOT ANOTHER **geo**CLUB LOGO




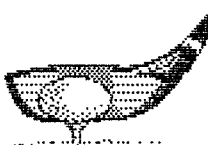
By **RON CRAWLEY**


# PUTTING WITH SCORES ON RECORD


## ON RECORD

Do you recall, that when the family want you to play PUTTING, PITCH and PUTT or CRAZY GOLF when on holiday the kiosk has always run out of SCORE CARDS !  
 Now - print your own and take them with you on holiday !

		<b>CRAZY GOLF</b>	
Total Score:		Name	Date
1		10	
2		11	
3		12	
4		13	
5		14	
6		15	
7		16	
8		17	
9		18	
Total OUT:		Total IN:	


		<b>PUTTING GREEN</b>	
Total Score:		Name	Date
1		10	
2		11	
3		12	
4		13	
5		14	
6		15	
7		16	
8		17	
9		18	
Total OUT:		Total IN:	

		<b>PUTTING GREEN</b>	
Total Score:		Name	Date
1		10	
2		11	
3		12	
4		13	
5		14	
6		15	
7		16	
8		17	
9		18	
Total OUT:		Total IN:	


		<b>PITCH &amp; PUTT</b>	
Total Score:		Name	Date
1		10	
2		11	
3		12	
4		13	
5		14	
6		15	
7		16	
8		17	
9		18	
Total OUT:		Total IN:	

Designed by  
 M.D. Pearson  
 (C)85/10/91.





# GeoDate



SUN	MON	TUE	WED	THU	FRI	SAT
1	2	3	4	5	6	7
8	<b>CREATE YOUR OWN MONTHLY CALENDARS</b> ===== GEODATE contains a suite of GEOPAINT or GEOPUBLISH files, plus Photo Albums to help you design monthly wall calendars for any month of any year. ===== Full instructions are included in a Geowrite file and an example calendar file is included. You can alter the design and add your own clip art to give the calendar a personal touch.			<b>CALENDARS - Ready For printing or modification.</b> ===== To get you started there is also available a companion disk of ready designed calendars for the next 9 months for you to use or personalise as you wish. ===== Available from . . . Michael D. Pearson,  Stratford upon Avon, Warwickshire.		14
15						21
22						28
29	30	31	GEODATE - (Geopaint version) only E3-99 inc. p/p.	GeoDate - (Geopublish version) only E3-99 inc. p/p.	Calendars - (Geopaint version) only E2-99 inc. p/p.	Calendars - (Geopublish version) only E2-99 inc. p/p.


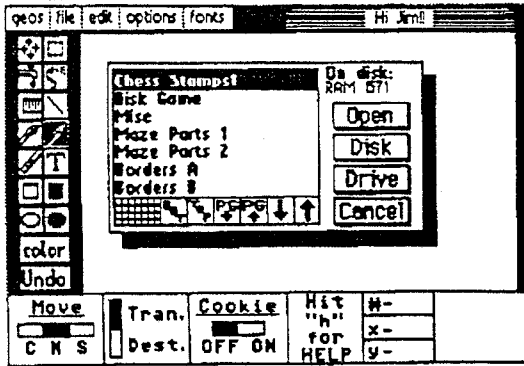
<p>"AVON" Font in 12,18 &amp; 23 point sizes is included as a bonus on each of the disks.</p>	<h2>NOTES</h2>		<p>Notes - MegaCal Font supplied with Geopublish is required to use the Geopublish versions. The disks require Geopaint or Geopublish to run. Geopaint and Geopublish are trademarks and copyright material of Berkley Softworks.</p>
<p><i>MAKE A DATE WITH GEODATE - and keep track of all your appointments and family birthdays with your very own calendar creation - each and every month!</i></p>	<p>All prices include p/p in U.K. Overseas add E1.50. Sterling only.</p>		<p><b>MICHAEL PEARSON.</b> November 91</p>
	<p>Still available - "Fonts for Geos/I". E3.99 inc. p/p in U.K.</p> <p style="text-align: center;"><b>HAPPY GEOSING!</b></p>		



Quincy Softworks  
The Mammals Who Make GEOS Better!  
presents....

Thank you for supporting GEOS software developers. If you ever have a question or problem regarding any of our products, please let me know.  
Dave Ferguson

"Dweezil Never Bytes!"



One of our beta-testers said it best about this new geoPaint Desk Accessory: *"This is one program you have to use to appreciate, and once you use it, you'll LOVE IT!"* With all of the things GeoSTAMP can do for your geoPaint masterpieces, it is probably the most underpriced program we have ever sold! Stamp out multiple copies of small, geoPaint graphics with the speed and accuracy that cut-and-paste just doesn't have. Making mazes and floor plans is fast and fun! With GeoSTAMP your kids can enjoy the fun of stamp-pads without the mess! Create beautiful borders around your geoPaint works with ease!

\*Each GeoSTAMP file holds up to 30 stamp images which you pick up, carry around the screen, and place anywhere you want with a simple press of a button. You can even layer stamp images to create new, intricate designs. And since GeoSTAMP displays your position on the screen, you can fine place your image exactly where you want it! Invert it, flip it left-right or top-bottom, make it into a "cookie cutter", even "paint" with it! GeoSTAMP is so versatile, you'll think of a "bizillion" ways to use it!!

In addition to the main program, The GeoSTAMP Disk comes with two utility programs to help you create and edit stamp sets:

\* StampCollect is our favorite. With this Desk Accessory you can lift graphics right from a geoPaint screen! Use geoPaint's drawing tools to create stamps to add to your collection. Work with GeoSTAMP and StampCollect to build new stamp sets! Or "borrow" graphics from other geoPaint sources.

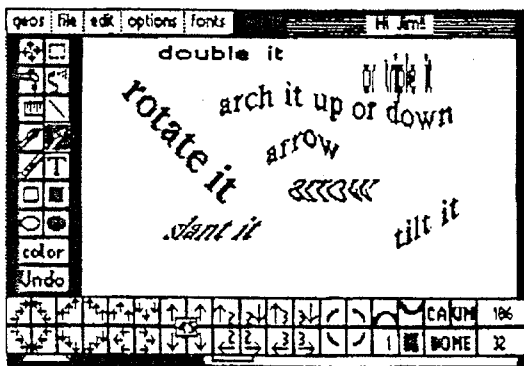
\* StampEdit is a fast, easy-to-use pixel editor for creating new stamps or for editing existing stamp sets. This is the Application the "real" GEOS artists will use.

\*Also on The GeoSTAMP Disk are as many stamp sets as we could fit, including borders, chess sets, a special puzzle game, and more!! You can go crazy building a maze with the maze sets; then let the Bach in you show thru with the two sets of music score-writing stamps!! Or throw together a quick monthly or weekly calendar!!! *With the GeoSTAMP sets included, it's a snap!!!!*

The disk that started it all...

DweezilDisk 1  
featuring

# NewTools2



The NewTools2 toolbox is layered over the bottom of the geoPaint screen.

NewTools was one of the most talked about GEOS Desk Accessories to come along in years, and with NewTools2--IT'S BETTER THAN EVER!!! Do things in GeoPaint that before you could only dream of: slant an object, tilt it, rotate it 45 degrees, make an arrow shape or an arch out of it, and MORE!! All of the best GEOS artists own NewTools2! NewTools2 is a MUST for the serious GeoPaint user!!!

But that's not all you get on DweezilDisk 1. You get all of these great tools also:

- \*Marker, a GEOS measuring tool Desk Accessory that lets you make fine "pencil" marks to locate your measurements.
- \*CreatePatt, a new GEOS Desk Accessory that lets you create and save fill pattern sets using geoPaint.
- \*PattDA, a GEOS Desk Accessory that loads fill pattern sets.
- \*AutoPattA and AutoPattB, two Auto-Exec Applications which load fill pattern sets during GEOS boot-up or from the DeskTop.
- \*PLUS....Over 90 fill pattern sets to get you started!!!

Advertisement

geoNEWS



Available NOW from... **Quincy Softworks**

The Mammals Who Make GEOS Better!

## DweezilDisk 2

This publication was created using GEOS. Write to us to learn how inexpensive and easy it is to create quality, laser printed publications with geoPublish.

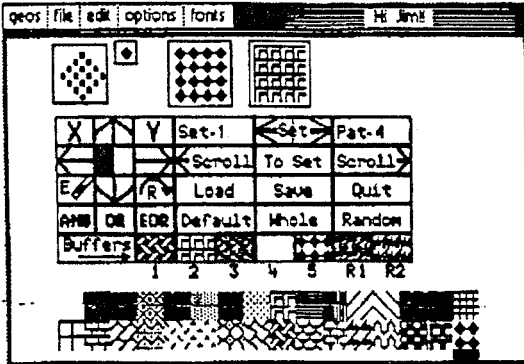
"Dweezil Never Bytes!"

# ULTIPATT!!

Introducing... **UltiPatt!!** *The most complete, comprehensive and versatile GEOS pattern tool ever created!!* NOT just a pattern editor! NOT just a pattern loader! Look at what this Desk Accessory can do:

- \*Load fill pattern sets created with almost any pattern editor!
- \*Use the pixel editor to edit or create patterns!
- \*Let your computer create patterns from random!
- \*Combine two patterns to make a new one!
- \*Or use any of the 1600 patterns **UltiPatt** has built into it!
- \*Pick and choose from all of these sources to develop pattern sets you can use right away, or save for later!!


*If you're serious about making GEOS patterns work for you, then you need **UltiPatt!!!***



UltiPatt, with geoPaint in the background.

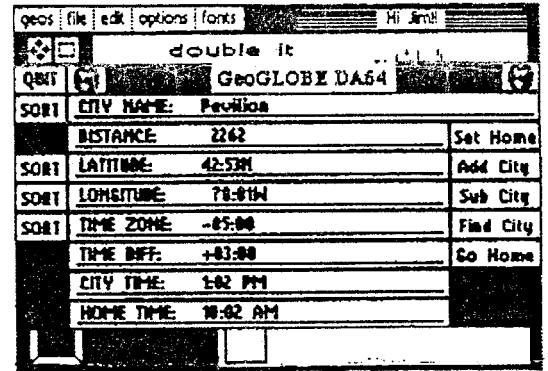
# The geoGLOBE Collection!!

**geoGLOBE**, the global time and distance calculator, is now available in Desk Accessory and Application versions for both the 64 and 128!! Now everyone can enjoy the fun of knowing what time it is anywhere in the world! Or how far apart two cities are! Great to have during world crises! *A fantastic learning tool for the whole family!* Over 140 locations provided, or enter your favorite cities. Never wake up your overseas friends because you didn't know what time it was "over there"! Never be lost in the world again, with **geoGLOBE!!** (**DweezilDisk 2** contains all four versions of **geoGlobe**.)



Application version of geoGLOBE.

The demo screens feature the town of Pavilion, N.Y., where our friend Jim lives. It shows that Pavilion is 2,262 miles from our home in Hughson, CA. The Application screen dump was done at 11:25 P.M. our time; 2:25 A.M. at Jim's. A small dot on the map shows the approximate location of Pavilion; on the computer screen this dot flashes! The DA screen dump was done at 10:02 A.M. our time; 1:02 P.M. in New York.



Desk Accessory version of geoGLOBE with geoPaint in the background.

### Please Read:

The screen dumps are from C64 program versions; however, all programs work on both the 64 and the 128, and some 128 versions work in 40 and 80 columns. NewTools2, Marker, CreatePatt, and GeoSTAMP are designed for use solely from within geoPaint. StampCollect is also designed for use within geoPaint, but may get successful results from within other programs also.

## ORDER NOW !!

### OFFICIAL UK DISTRIBUTOR

DWEEZIL DISK 1     £9:00  
 DWEEZIL DISK 2     £8:50  
 GeoSTAMP            £7:50  
 geoCLUB

MANCHESTER

"Quincy Softworks", "Dweezil Never Bytes", and the "stick-dog in a party hat" logo are Trademarks of Quincy Softworks. Programs listed for sale in this publication are Copyright (C) 1990, 1991 by Quincy Softworks. GEOS and geoPaint are Trademarks of GeoWorks, Inc.