


geoNEWS



JOURNAL OF geoCLUB

ISSUE 2

OCTOBER 1991



EDITOR'S COMMENT

Well, the fact that you are reading this means that you responded to the first issue and so did most of the other people I sent copies to, it seems most of you like the idea of geoCLUB and so here we are. First I have an apology to make to Brian Mills of Great Wyrley. When I had finished the master pages of issue 1, I sent it with stamped addressed envelopes to Brian, he photocopied it, and then posted them off and he has done the same with this issue, so I guess we ALL owe him a vote of thanks. The reason it's done this way is, I do not have access to a photocopier and, it shares the work load. I must also thank Roy McIntosh our German member (we've already gone International), he has been most helpful and encouraging and has secured for us from Geos User Group of Germany some help and assistance from them. They are very happy to hear we have formed a group over here and they are to release a disk of their software for our exclusive use. We hope in the future we will also get some translations

from the German magazine Geos User Post. As mentioned in the last editorial GUG have about 1800 members and they live not only in Germany but also the following countries, Austria, Belgium, Holland, Luxemburg, Sweden, Switzerland, Denmark, France, Portugal, Spain, Czechoslovakia and Japan, quite a list. We have also been offered some free publicity from a new disk based magazine that is about to be launched called Commodore Lite and it's just possible we may get the same treatment from that nice man at CDU Jason Finch. FSSL are discontinuing some of the C64 and GEOS software and I have written to them with a list of questions... We may well need a Software Librarian in the near future so please think about whether you fit the bill for this job, you preferably need both 3.5 and 5.25 format disk drives, but this is not essential, the main criteria is, you must be dedicated to the task. A number of you have asked me how I produce the screen dump mailing label, look on page 3, there's the answer. The dump program is NOT PD or Shareware but I have been in touch with the author Jean Major and I hope to have some good news very soon about distribution. Don't forget if you have anything at all you'd like to include in this newsletter please let me have it as soon as possible, be it articles, reviews, queries, letters or any ideas to fill the pages with. Somebody mentioned a geoCLUB logo, come on you artists get into geoPaint and show us what you can do. It might be a good idea if we produce a wants list for members in the event that one of us sees a good bargain they can look up the wants list, see who wants what and give them a call on the telephone. Finally, one or two of you have mentioned subscriptions, I think this should be open to debate so when you get to page 5, please read it and let me know what you think. Well that about all for this month. Thanks for your support. FRANK

INFO	
NAME	FRANK CASSIDY
STREET	
TOWN	
CITY	MANCHESTER
ZIP	
TEL	
PACKET	
<input checked="" type="checkbox"/> WRITE PROTECT	
Producer and Editor of geoNEWS	

GRAPHIC SOURCES


by Frank Cassidy

Apart from the usual GEOS graphics like DiskArt, TOONS and LambArt, graphics from other software, are a very good source of quality clip art. of course PrintShop springs to mind immediatley, the quality is very good and they are an ideal size for many uses such as labels et.. Also Newsroom, which for me is as good a match when it comes to the quality of the clip art, has an advantage over PrintShop in that they vary in size and this can of course be more important. But how do we get them into GEOS ?. Well there are quite a number of converter programs and I suppose it just depends which one suite you best. Berkley Softworks own graphics converter 'GRAPHICS GRABBER' is quite a good one, and when loaded into a RamDisk is very fast. It has the advantage over some of the others in that it allows you to view the graphic first and it is then converted and placed into a photo album, and here is another advantage, it allows you to change photo album in between each graphics conversion, for example, when going through a PrintShop graphic disc one graphic could be computer orientated and the next an animal. Using Graphics Grabber you would first view the graphic, then chose 'computers!' photo album place it in the album, then view the next graphic an animal, chng to 'animals!' photo album and placeve that one there. With the much faster automatic converter programs, all the graphics are put into the same album one after the other as they appear on the disc. So there is in this comparison a difference of speed against ordeliness. The photo album holds a maximum of 68 pages.

GEOS V2.8 manual Page 269!. When I convert PrintShop graphics I usually use Graphic Storm that super automatic converter from the prolific geos software genius at STORM SYSTEMS Joe Buckley. I first of all 'CREATE NEW ALBUM', and call it whatever the printshop disc is called, for example "PS graphics Vol 1". If this disc cotains more that 68 graphics I put half of them in PS Vol 1A and the others in 1B, this way I can keep an easy check on what graphic is where. The way I do this is, I use PS DUMP +2.8, which dumps an entire disc of PrintShop graphics to printer, putting 18 graphics across the page by 11 rows down, therefore putting 118 PrintShop graphics on an A4 sheet. By naming the album the same as the PrintShop disc you have instant identification of which graphic and where it is located. For storage I use a 1581 Disc drive which has a capacity of almost 800 Kilobytes and will store quite a number of albums. So although this method does not allow putting graphics of the same nature in their appropriate albums this could be done afterwards with a program like Photo Mover by Rick Coleman. I find it better to keep them in their original place and use the PrintShop dump as a reference. When I convert Newsroom I use Graphics Grabber as I do not usually want every single graphic. I name the album the same as the Newsroom eg Men 1, Men 2 etc I just call N/R MEN. Then for picture reference I dump the album to printer using Photo Print by Dave Hunt, this is shareware and so should be available from our Public Domain and Shareware Library once we get it going.. There are quite a number of graphic converter programs for other software also like Doodle and Koala paint, these may be covered in a future article.

GRAPHICS GRABBER, grabbing Newsroom graphics

- Go to next file _____
- Cut into Scrap _____
- Place in Album _____
- Go thru' graphic file _____



SCREEN DUMP ADDRESS LABELS

or

(How on earth does he do that?)

When you recieved your "quickly becoming a collectors item" issue 1 of geoNEWS . (I stole that quote from another, quite new on the newsstands commodore magainze), you may have just noticed the address label was a screen dump of the Desk Top with your name and address craftily written where the file icons should be. Also some of you, most probably all of you have had at least one letter from me on the envelope of that will have been a screen dump of geoPaint with your name and address on the painting canvas. About three people have asked me how I do this and so, I have decided to reveal the secret. I use a program called SCREEN ALBUM V3.0 by Jean F Major (pronounced John), he is Canaidian and as far as I know, no relation to our John Major (or is our John Major a secret Geos user/programmer, if so perhaps one of you could drop him a line and ask him, to drop VAT off all Geos products). It can be obtained from Jean F Major's Geos Utilities Disk 1. I am not sure if it is PD or Shareware, should I discover that it is I will put it into the Software Library once we get it started. It is very simple to use and must of course reside on the disk you are using to get the dump from. It works much faster if you have an REU and there must be, according to the program documents, 20K free disk space. If you are taking a picture of the Desk Top all that is needed is a simple double-click on the file icon, should you be wanting a screen dump of a program screen like geoPaint then just go up to the geos pull down menu and click geoALBUM, this brings you to the geoAlbum dialogue box. The dialogue gives you four options, PAINT, ALBUM, DOWN and UP SIDE.


PAINT this option puts the screen dump into a paint file and names it Screen 1, which is how your label was done, but more later.

* ALBUM * this as it suggests puts the screen into an album calling it Screen Picture.

* DOWN * this saves the entire screen but before it does it rotates it 90 °.

* UPSIDE * this rotates the dump through 180°, very useful in geoPublish which does not have this facility.

So, if you dump your screen using PAINT then open up the paint file Screen 1 go to the area you wish to put the address or other message and clear it. Then go to Text, open up a text area to enter you chosen words, HEY PRESTO ! there is your label. If it's an address I want to keep I re-name it with the name of the recipient it makes life simple. As I had a lot of labels to do for posting geoNEWS and didn't want to do them this fashion one at a time I cut each on out with Paint-Scrap V2.1 by Dennis Seitz, this IS shareware and will be in the Library eventually. All that was left to do was to paste them into an address album, open up a geoPublish file and paste each label in. I was able to get two across and three down, then just cut them up and place where needed. So, now you know how it was done, quite simple really. If you have any hints or tips why not share them with the rest of us then we can all benefit from oyu great ideas.



RUMOURS

This colum contains nothing but un-substantiated rumors and therefore should not be taken seriously, they may be true but then again they may not. YOU HAVE BEEN WARNED.

C65 How many times have I heard this one?. Now they say all the engineering work is complete but it at firstwill only be released in Europe.

1581 CLONE A third party hardware company (CMD?) are working on a 1581 clone with Commodores blessing.

1582 A dual 3.5 inch disk drive commodore 1582?. I cannot believe this one.

WANTED

A Commodore 1531 Mouse. Contact Eric Pickup,

Cheshire,

Tel

(At present adverts within reason are free of charge but are

1581 SECRET MESSAGES

Did you know that there are secret messages buried deep within the Commodore 1581 disk drive's ROM chip's. If you are curious and want to discover who designed the hardware and software and who it is dedicated to, then enter the small program below and run it. Set U to the drive number of you 1581. (usually either 8 or 9).

```
10 U=8 REM Set U to drive number
```

```
20 OPEN 1,U,15,"B-?"
```

```
30 GET #,A$:PRINTA$; :IF ST=0 GOTO 30
```

```
40 PRINT#1,"B-*"
```

```
50 GET #1,A$: PRINTA$; :IF
```

GEOS on EPROM


geoROM Well, this ones no longer a rumour I have seen an advert in Geos User Post the magazine of the Geos User Group of Germany. The cost is 89,-DM and 5,-DM postage. It seems you need your original disk in the drive and the geoROM fits in the expsansion port. I'll find out more about it and give it a write up for anyone interested.



Please let us know your new address as soon as possible so we can keep your copy of the newsletter comming to you without delay. Send your new address to.....

geoCLUB

Manchester



SUBSCRIPTIONS

Subscriptions have been talked about and I would like some feedback as to what YOU think. At present this is what happens. With issue one, I produced it, supplied the envelopes and stamps and Brian Mills photocopied them and put them in the envelopes and posted them. This is OK for a few but if we increase our membership as we hope to do we will not be able to continue in this fashion. If the membership growth is not too rapid I could probably talk Brian into doing half of them and have someone else do the other half, so keeping our costs down to a minimum. There's not much point keep asking for a stamp each month so, if everyone sent me say two 18p stamps (don't forget postage went up on September 16) this will cover postage until January when, if we do introduce subs it will take effect from the New Year. So that covers it until 1992. If, we have an explosion in membership, which would be nice then what do we charge?. The cheapest I can get photocopying done is 4p per sheet, so if we recon on 6 sheets per month thats 24p plus 1p for the envelope plus 18p postage that makes 43p per month, times 12 months thats £5:16 per year is it worth £5 a year to you, or how about £2:50 for 6 months and see what happens. The shareware library will cost very little to run as we will do the usual, you send for the disk of your choice and enclose return postage and packing. Should we make a small profit? so we can allow under 15yrs and over 60yrs to have reduced rates. We really need to get these matters sorted out. I now declare the debate open, you can write, phone or leave me a message if your on paket radio, my details are in the info box on the front page. For those of you interested, it's not another screen dump. The screen

cont. across



GEO-PALS

GEO-KUMPEL

Would anybody like a geo pen pal in Germany if so give me your name and address, I'll put in under a heading "geOPALS" and when that issue finds it way to Germany I will see if they would like to re print it, and who know's it could be the start of a beautiful freindship. The same of course applies to the USA, if I can get them to also do a re-print in their magazines.

SO, YOU THOUGHT



THE C64 WAS

DEAD

Contrary to some nasty rumours, the 64 has not been discontinued. Actually, Commodore recently enhanced their C64 support with the 64 for \$64 program. You can send to Commodore and broken C64 and \$64 and they will send you a refurbished C64 complete with a 60 day warranty. Unfortunatley this only applies to main land USA.

(From RUM magazine August 1991)

dump programs don't allow you to dump a dialogue box so I had to draw it in geoPaint, it has the desired effect I wanted but I did feel a cheat. Now I have geoWIZARD though, I can dump any screen, at any time. Read the next issue of geoNEWS for a full review on this, the latest and best geos addition from Jim Collett as near to multi-tasking as your likley to get on a C64.

FOR SALE FONTS FOR GEOS/1

28 new fonts for use in GEOS 64/128.

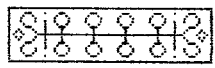
DESIGNED BY
Duncan & Michael Pearson.
ONLY £3.99.






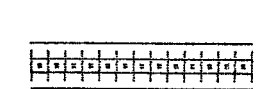
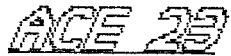






Most of the fonts are in multiple point sizes, so there are many sizes and styles you can use to suit your exact requirements. Also, the fonts have been designed for use in GEOPAINT, GEOWRITE & GEOPUBLISH - no more 'sorry, font too large' messages in GEOPAINT. Also on the disk is the unique FOOTERS font that allows you to place a footer or divider in your document in a professional style.

Michael D. Pearson,
Stratford upon Avon, Works.

ONLY £3.99. A real bargain!!!

✓✓✓ Rectangular
CHUBBY. 22 STENCIL 15 ↔↔
ZZOOM 18 
 Joker 16
AVON 23 
!!!!!!!!!! The BOSS
POCKET MONEY 14 
Master 23 **Master 18**

HEADLINE 14 

 Avon 12 **Joker 22**
 ACE 12
 ACE 23
 **FLIX 29**  **STENCIL 25**
 Avon 18 **ZZOOM 23**
 ACE 23 
Pocket Money 23 **BOOX 26**
 **Decorative**
 **REVERSE 14** ↑↑↑↓↑↓↑↓↑↓ Outline 15
Decorative 15 **Headline**
"EXTRA" 23 **Outline 24** 
 **REVERSE 26** **"EXTRA" 18** **Simple 24**
HEADLINE 14 **DOUBLE 12** 
Double 24

The above are some of the sizes and styles you can use. No GEOPHILE's collection is complete without this set of fonts. Only 3-99 inc p/p. Happy Geosing!
 Michael D. Pearson. (C) April 1991.